



**Chettinad**  
Dental College & Research Institute

## **GEOTAGGED PHOTOS OF CLINICAL SKILLS LABORATORY**

### **A) CROWN AND BRIDGE LAB**

#### **PRE-CLINICAL CONSERVATIVE DENTISTRY LABORATORY EXERCISES DONE ON MODELS**

##### **1. PHANTOM HEAD MODELS**

###### **1. Phantom heads with typhodont**

- ✓ 110 Phantom head units are available in the second floor of E block catering to the needs of undergraduate and post graduate students.
- ✓ Fully loaded Simulator model aids for practicing clinical dentistry for undergraduate and post graduate students. It helps them to prepare to face clinical situations in the patient and used to train the students to master different restorative procedures mimicking various clinical scenarios.
- ✓ The objective is to provide students with the knowledge and hands on skill required while they are developing necessary clinical skills in Prosthodontics and Conservative dentistry. It helps the undergraduate students to develop the dexterity and tactile experience to handle the dental tissues and to protect the adjacent hard and soft tissues.
- ✓ It also facilitates grooming the sitting posture of the operator, orientation and positioning of the patient, while operating on patient and be able to organize their operating environment efficiently.
- ✓ The details of the afore mentioned are attached



**Chettinad**  
Dental College & Research Institute

**PHANTOM HEAD MODELS WITH TYPHODONT TEETH**



**Kanchipuram, Tamil Nadu, India**



**Longitude Latitude**

**80.217° E 12.7962° N**

**Friday, 21, Feb, 2020**




**30° C**

**03:24 PM**



**Chettinad**  
Dental College & Research Institute


## PHANTOM HEAD MODELS WITH TYPHODONT TEETH





**Chettinad**  
Dental College & Research Institute

## PHANTOM HEAD MODELS WITH TYPHODONT TEETH



**PHANTOM HEAD MODELS WITH TYPHODONT TEETH**





**Chettinad**  
Dental College & Research Institute

**PHANTOM HEAD MODELS WITH TYPHODONT TEETH**



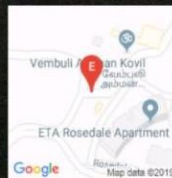


**Chettinad**  
Dental College & Research Institute

## 2. PLASTER MODELS FOR PREPARATION OF CAVITIES



Kanchipuram, Tamil Nadu, India



Longitude Latitude

80.2215° E 12.802° N

Friday, 20, Dec, 2019



29° C

10:53 AM



### 3. FILLING ON EXTRACTED NATURAL TOOTH MODELS





## B) PRECLINICAL PROSTHODONTIC LABORATORY





**Chettinad**  
Dental College & Research Institute

### C) BASIC LIFE SUPPORT MODEL


#### (CARDIOPULMONARY RESUSITATION R MANNEQUINS)

It is fully equipped with life like mannequins for demonstration of various clinical scenarios. Undergraduate and post graduate students are trained and utilize this facility to improve the skill and knowledge.

- ✓ This spacious laboratory can accommodate undergraduates and postgraduate with seating arrangements, they also have A-V unit  
**, and projection for teaching .It consists of mannequins like/for endotracheal intubation , full body mannequin for BASIC LIFE SUPPORT demonstration, mannequins with tubings for IV cannulation with dyes for perfect practice .**
- ✓ Airway management mannequins for both adults and pediatrics for scenarios like choking .Also emergency management like tracheostomy and cricothyroidectomy management are available. Lacerated wounds at various anatomical regions in mannequins to practice suturing in layer .Practicing Intramuscular injection in various sites using landmarks in mannequins.
- ✓ Other mannequins exhibiting burn injuries .Other mannequins for learning anatomical structures like eyeball with its extraocular muscles and their attachments is available.
- ✓ This laboratory enables life –like learning , enabling easy teaching and giving confidence to handle various clinical scenarios and better learning for undergraduate and postgraduate trainees.
- ✓ Used for demonstration of Basic Life Support using life like mannequins and enabling students to practice the same using A.V aids on the mannequins.
- ✓ Demonstration of choking and resuscitation in infant mannequins.
- ✓ Used for demonstration and practice of IM/IV Canula and withdrawal of blood.
- ✓ Airway maintenance by naso endotracheal intubation, auscultation after the intubation.
- ✓ BLS practice on mannequins with audio visual simulation.

**BASIC LIFE SUPPORT MODEL**

**(CARDIOPULMONARY RESUSITATION R MANNEQUINS)**

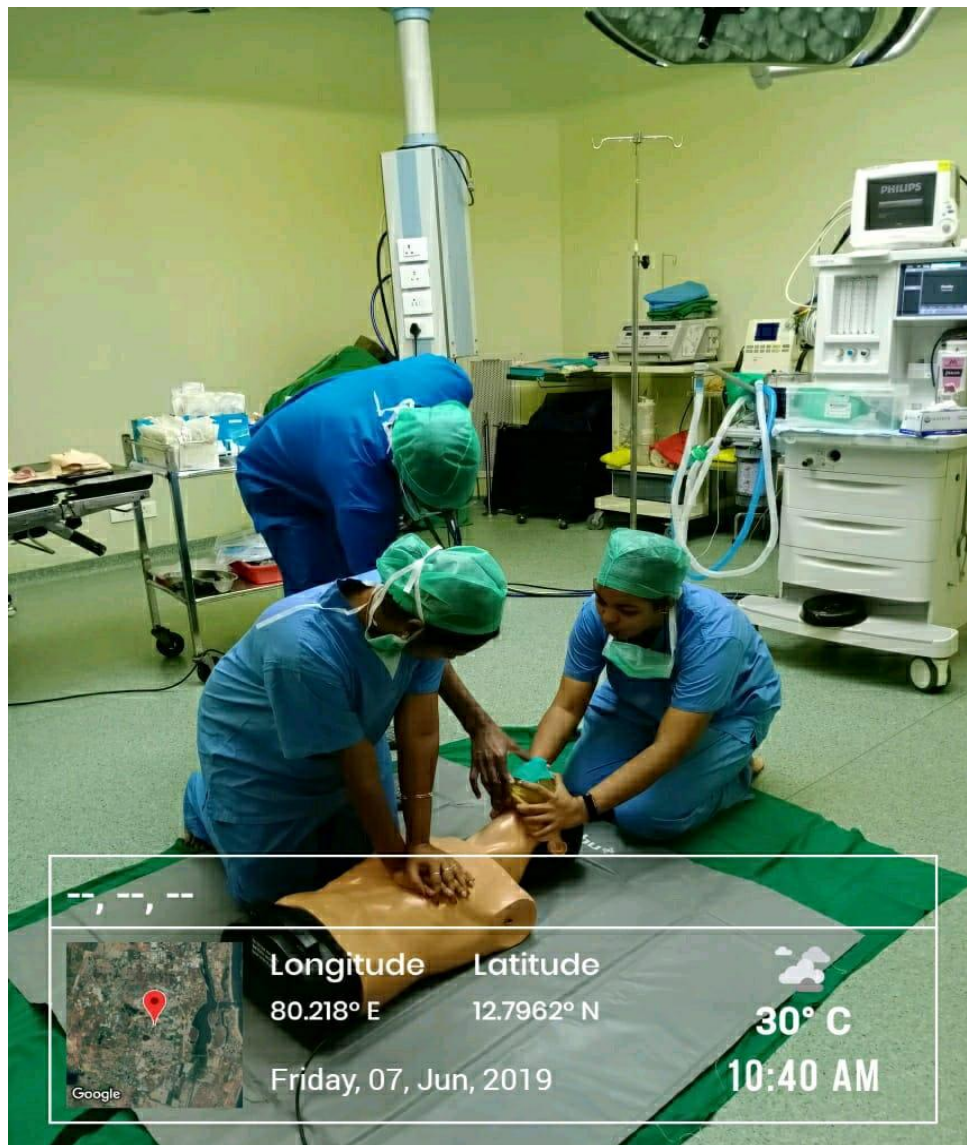




**Chettinad**  
Dental College & Research Institute

## **BASIC LIFE SUPPORT MODEL**

**(CARDIOPULMONARY RESUSITATION R MANNEQUINS)**

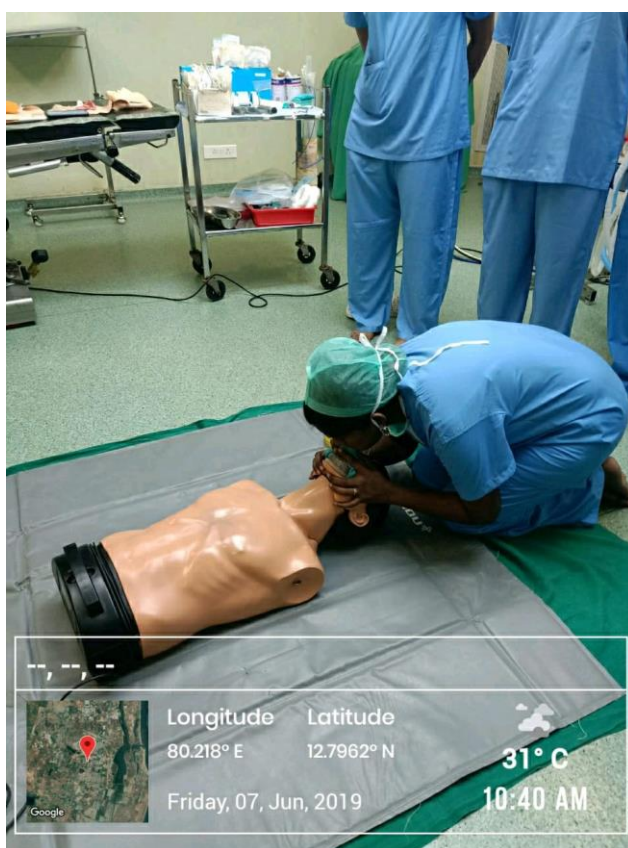




**Chettinad**  
Dental College & Research Institute

## **BASIC LIFE SUPPORT MODEL**

**(CARDIOPULMONARY RESUSITATION R MANNEQUINS**



  
**PRINCIPAL**  
**CHETTINAD DENTAL COLLEGE &**  
**RESEARCH INSTITUTE**  
**RAJIV GANDHI SALAI**  
**KELAMBAKKAM - 603 103.**