




Chettinad
Dental College & Research Institute

**NUMBER OF TEACHERS TRAINED FOR DEVELOPMENT AND DELIVERY OF
ECONTENT/ COURSE FOR THE PAST FIVE YEARS**


S.NO	DATE	NAME OF PROGRAM	DEPARMENT	NO.OF REGISTRATIONS
1	9.9.14	TRAINING ON – LEARNING MANAGEMENT SYSTEM	IT DEPARTMENT	59
2	10.9.15	TRAINING ON – LEARNING MANAGEMENT SYSTEM	IT DEPARTMENT	59
3	16.9.16	TRAINING ON – LEARNING MANAGEMENT SYSTEM	IT DEPARTMENT	59
4	19.9.17	TRAINING ON USAGE OF GOOGLE FORMS	IT DEPARTMENT	59
5	18.1.2018	I PAD TEACHING TRAINING TO ALL STAFFS	IT DEPARTMENT AND APPLE DISTRIBUTOR	59
6	6.4.2018 7.4.2018	SEMINAR CUM WORKSHOP ON E LEARNING	IQAC AND IT DEPARTMENT	59
7	10.1.19	I PAD TEACHING TRAINING TO ALL STAFFS	IT DEPARTMENT AND APPLE DISTRIBUTOR	59


PRINCIPAL
CHETTINAD DENTAL COLLEGE &
RESEARCH INSTITUTE
RAJIV GANDHI SALAI
KELAMBAKKAM - 603 103.



Chettinad
Dental College & Research Institute

LEARNING MANAGEMENT SYSTEM



Chettinad Learning Management System



Introduction To LMS



INTRODUCTION TO LEARNING MANAGEMENT SYSTEMS

- Learning Management System is a Web-based system for training programs and information sharing between individuals giving them the flexibility to access it from their workplace or home.
- Authorized individuals have 24/7 access to this unique system through URL or through a unique User ID and Password.



LEARN


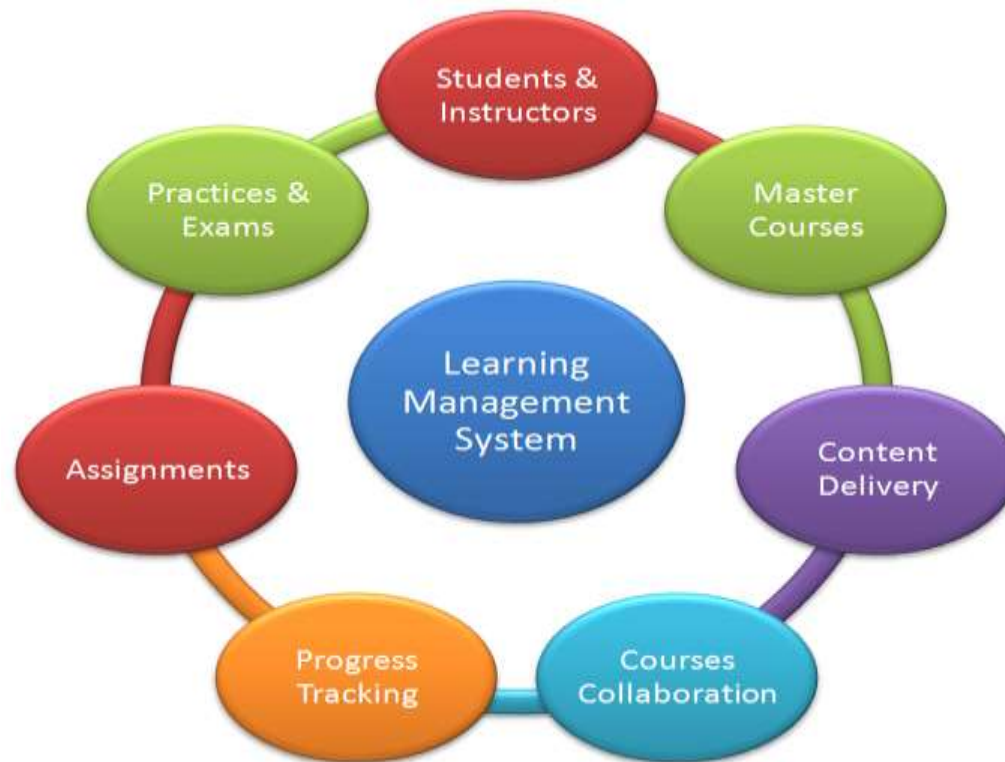
- The LMS enables the learning content to be available and/or accessible online thereby allowing students to view and interact with learning materials through a web browser on essentially any computer that has internet access.
- LMS is the framework that handles all aspects of the learning process.
- An LMS is the infrastructure that delivers and manages instructional content, identifies and assesses individual and organizational learning or training goals.

- Web-based and facilitate "anytime, any place, any pace" access to learning content and administration.
- learning management system provides an instructor with a way to create and deliver content, monitor student participation, and assess student performance.



DEFINITION

- ❖ A **learning management system (LMS)** is a software application for the administration, documentation, tracking, reporting and delivery of electronic educational technology (also called e-**learning**) education courses or training programs.



- **Learning Management System (or LMS)** is a broad term used to describe software tools designed to manage user learning interventions and provide access to online learning services for students, teacher, and administrator.
- A software system, that allows the development and delivery of educational courses using the Internet as a delivery system.



System Requirements:



Client:

- ◆ Windows 95/98/2007/XP/8.1 or Mac/ubuntu/linux **Operating Systems**
- ◆ Internet Explorer 5.0 or above, Google Chrome, Mozilla Firefox, Opera etc **Browsers**
- ◆ **For Internet access**, a minimum modem speed of 56kbps is recommended
- ◆ You can also connect through WIFI, Data card or with any Broadband for Internet access

Server side Requirements:

- ◆ **Global Web Space For Hosting & Accessing Files**
- ◆ **Internet Service Providers(ISP)**
- ◆ **Web Developing Tools & scripting languages**
- ◆ **Database For Back End Process**

Way's to Access LMS



DESKTOP



LAPTOP

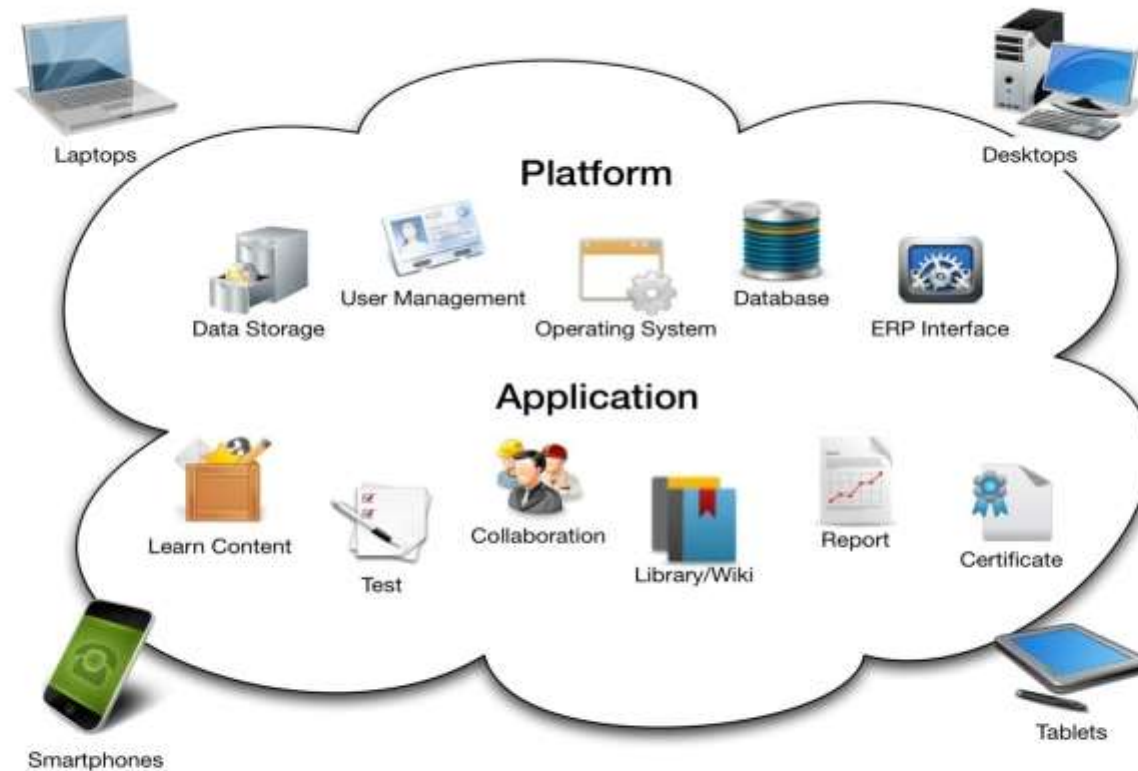
TABLET/IPAD



PHONE



Complete Requirement Structure:



URL To Access LMS

Outside Campus(Global Access)

<http://182.73.176.163/login.php>

Inside Campus(Local Access)

<http://10.10.11.11/login.php>

<http://www.chettinadhealthcity.com>

(OR)

<http://chettinadhospitals.com>



ICT - Support

(Information and Communications Technology)



Online Fee
Remittance



LMS



Library



CARE Results



Web Mail



MEU



Sports

LMS Functionality

- Course Content Delivery
- Student Registration and Administration
- Training Event Management (i.e., scheduling, tracking)
- Skills and Competencies Management
- Skill Gap Analysis
- Individual Development Plan (IDP)
- Reporting
- Training Record Management
- Virtual Organizations
- Performance Management System Integration

What are the benefits of the Learning management System?



- It is easy to use and very effective.
- It allows the organization to deliver quality e-Learning to the entire team without any hurdles.
- Tracking, managing and reporting learner's progress is just keystrokes away with the Learning Management System.
- It is a simple, lightweight, efficient, compatible.
- Site colours, fonts, and layout may be customized for individual trainees and trainers.





- Session listing shows descriptions for every teaching module on the server, including accessibility to them.
- Saving the time of the personnel, as he can access the training from his house, office or laptop. No rescheduling of program necessary.
- Access to customized training i.e. specific training given to a specific individual reduce time spent on training.
- Management of users, roles, courses, instructors, facilities and Content becomes easier.

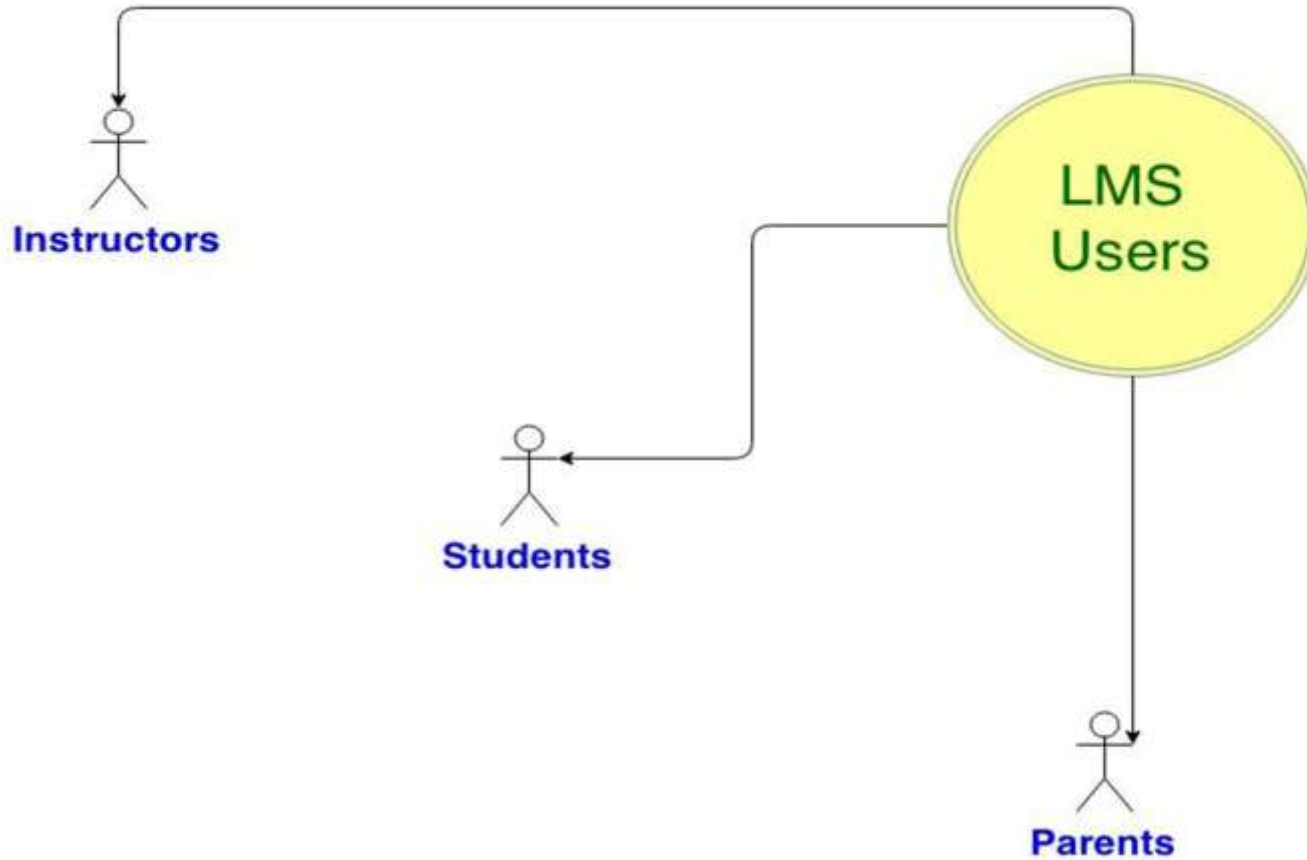
- Records and plays class transcripts etc. All sessions are recorded for later viewing as well.
- Flexible array of course activities – Forums, Polls, Glossary, Networking, LST, Assignments, Chats etc.
- Learner messaging and notifications possible to remind them about training and answer queries.
- Assessment/testing of students pre/post training is made easy and efficient.



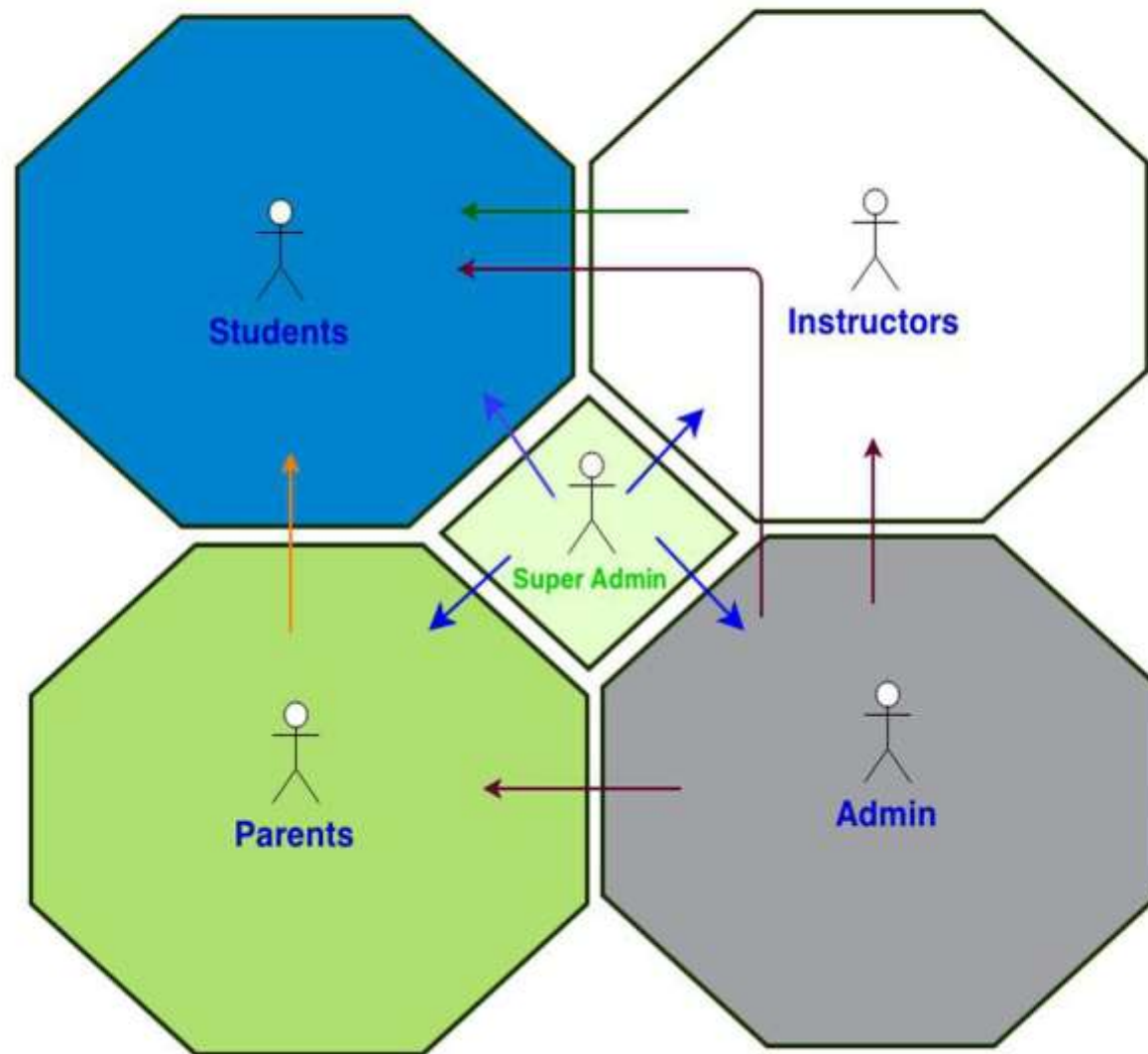
Learn Online



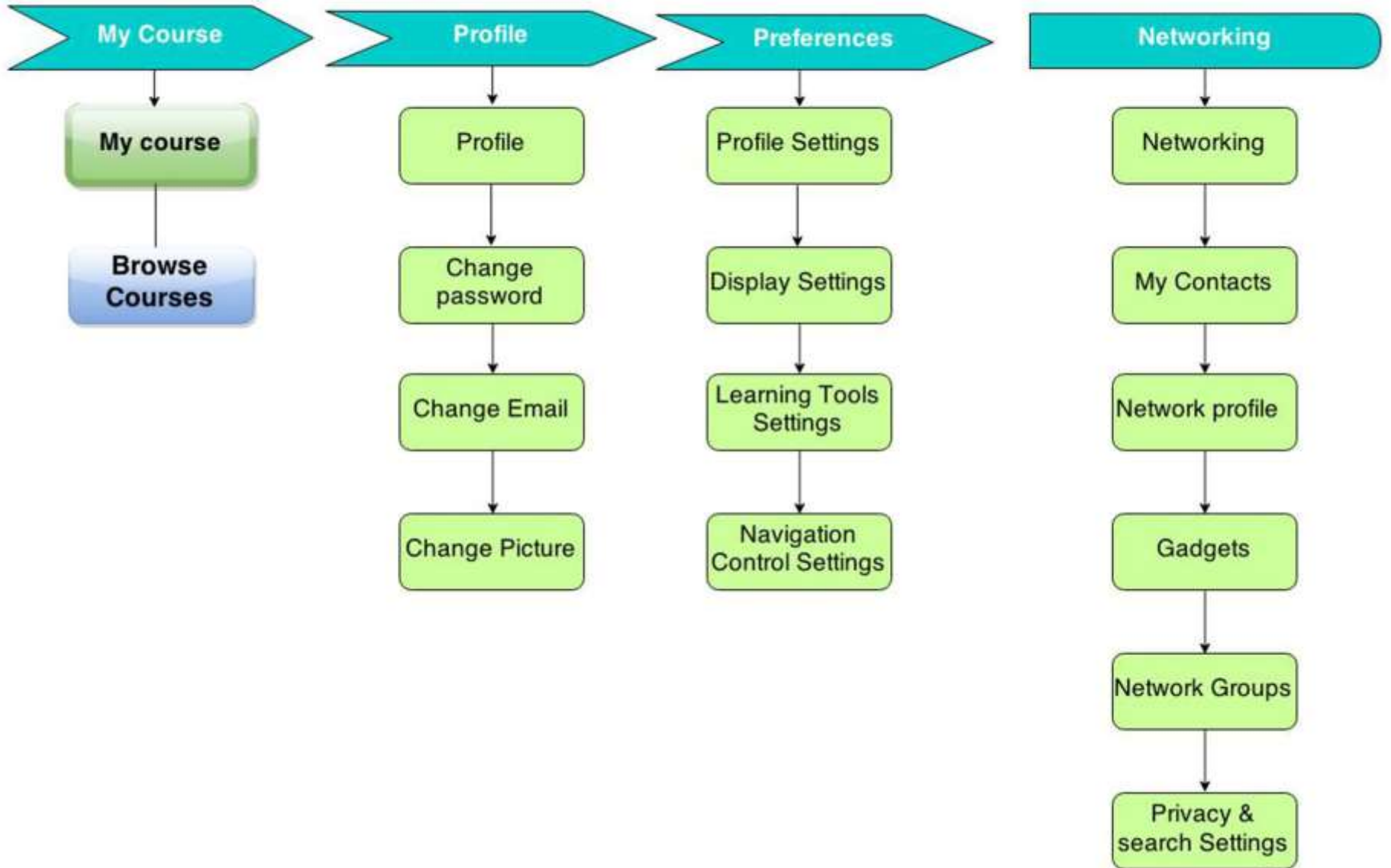
Users of LMS



Chettinad Learning Management System



Instructor



My course

Select Course

Course Name

Home



Forums



Glossary



Topics



Networking



Links



Blogs



Chat



Important Topics



Tests & Surveys



Site-map



Export Content



My Tracker



Groups



Directory



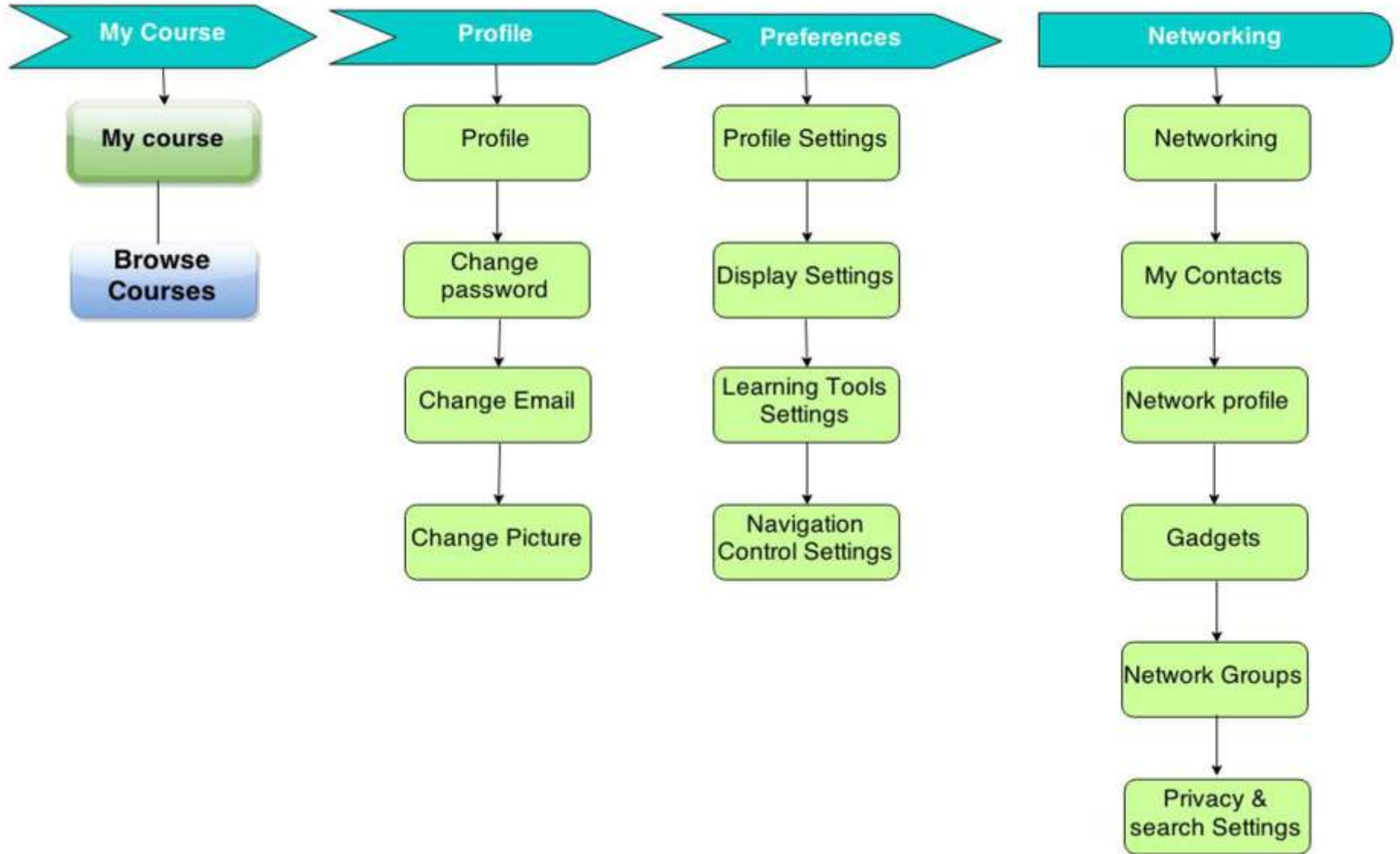
Polls



Reading List

- Not In Use
- In Use
- Rarely Used

Student




My course

Select Course

Course Name

Home



- Not In Use
- In Use
- Rarely Used

LMS Login



Chettinad Learning Management System

[Students](#) | [Instructors](#) | [Parents](#) | [Admin](#)

Login

Login As :

User Name:

Password :

[Login](#)

Forgot Password
Student default password is [health123!](#)



*Always walk through life as if you have something new to learn,
and you will. ~Vernon Howard*

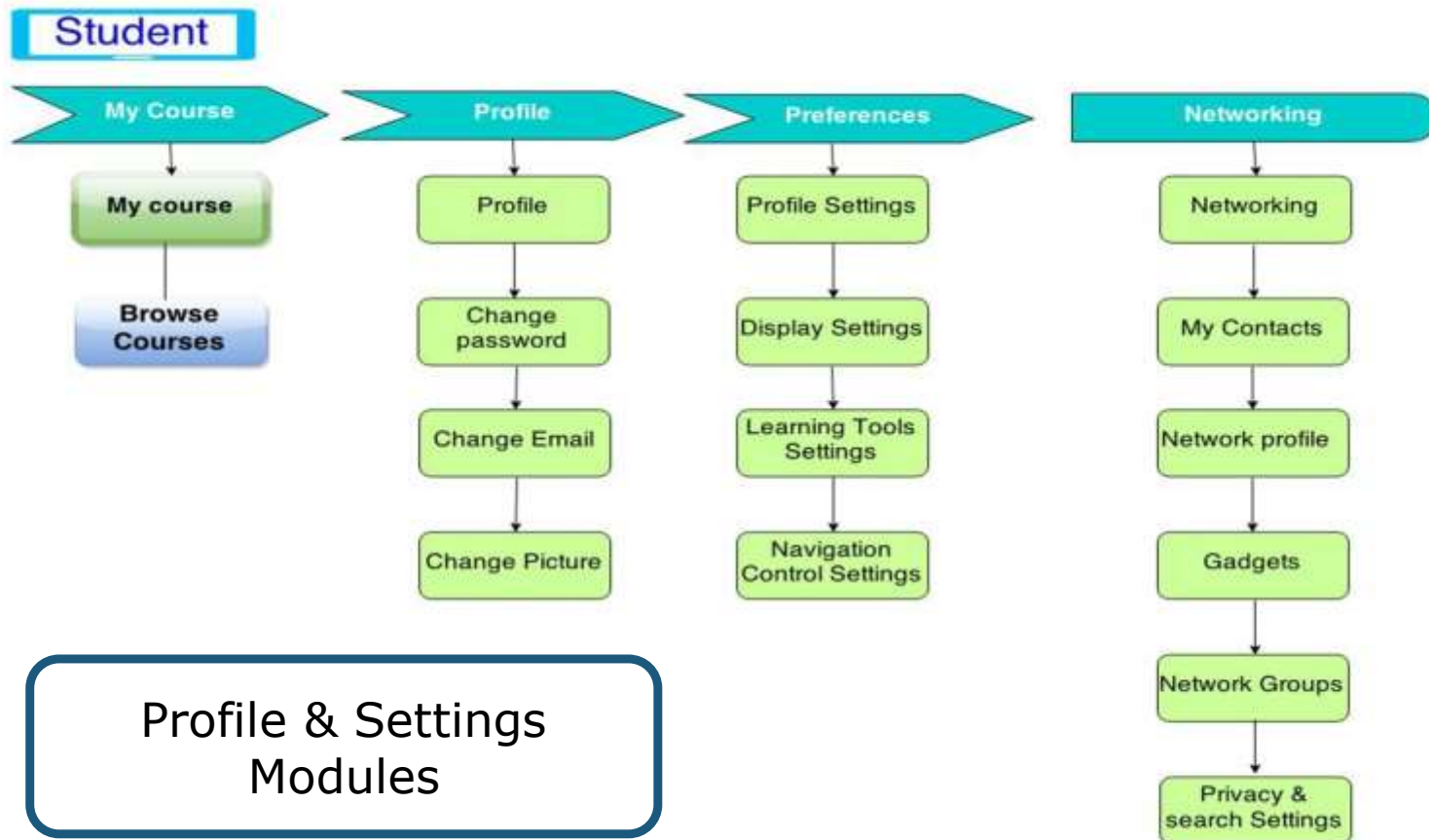
Copyright © 2010 Chettinad. All rights reserved.

Type Of Modules in Student Login

Profile & Settings
Modules

Course Module

Student Event Flow



Profile Settings



Welcome Praveen K KJ | Inbox | Search | Logout

My Start Page



My Courses | **Profile** | Preferences | Networking

Profile | Change Password | Change Email | Picture

Profile

Required Information

Required Information

Login Name
praveen114

Email Address
kumaran_toc1@yahoo.co.in Keep email hidden from others.

* First Name

Praveen

* Last Name

K.K

Date of birth

Year: 0000 Month: 00 Day: 00

Gender

Male Female Not specified

Street Address

City

State

Country

Telephone Number

Profile Edit | Disable

Set Preferences



- [My Courses](#)
- [Profile](#)
- [Preferences](#)**
- [Networking](#)

Preferences

- Chettinad LMS Settings**
- [Display Settings](#)
- [Content Settings](#)
- [Tool Settings](#)
- [Control Settings](#)

LMS Settings

Time Zone Offset

Inbox Notification

Enable Disable

Topic Numbering

Enable Disable

Direct Jump

Enable Disable

Auto-Login

Enable Disable

Form Focus On Page Load

Enable Disable

Show Context Sensitive Links to Handbook

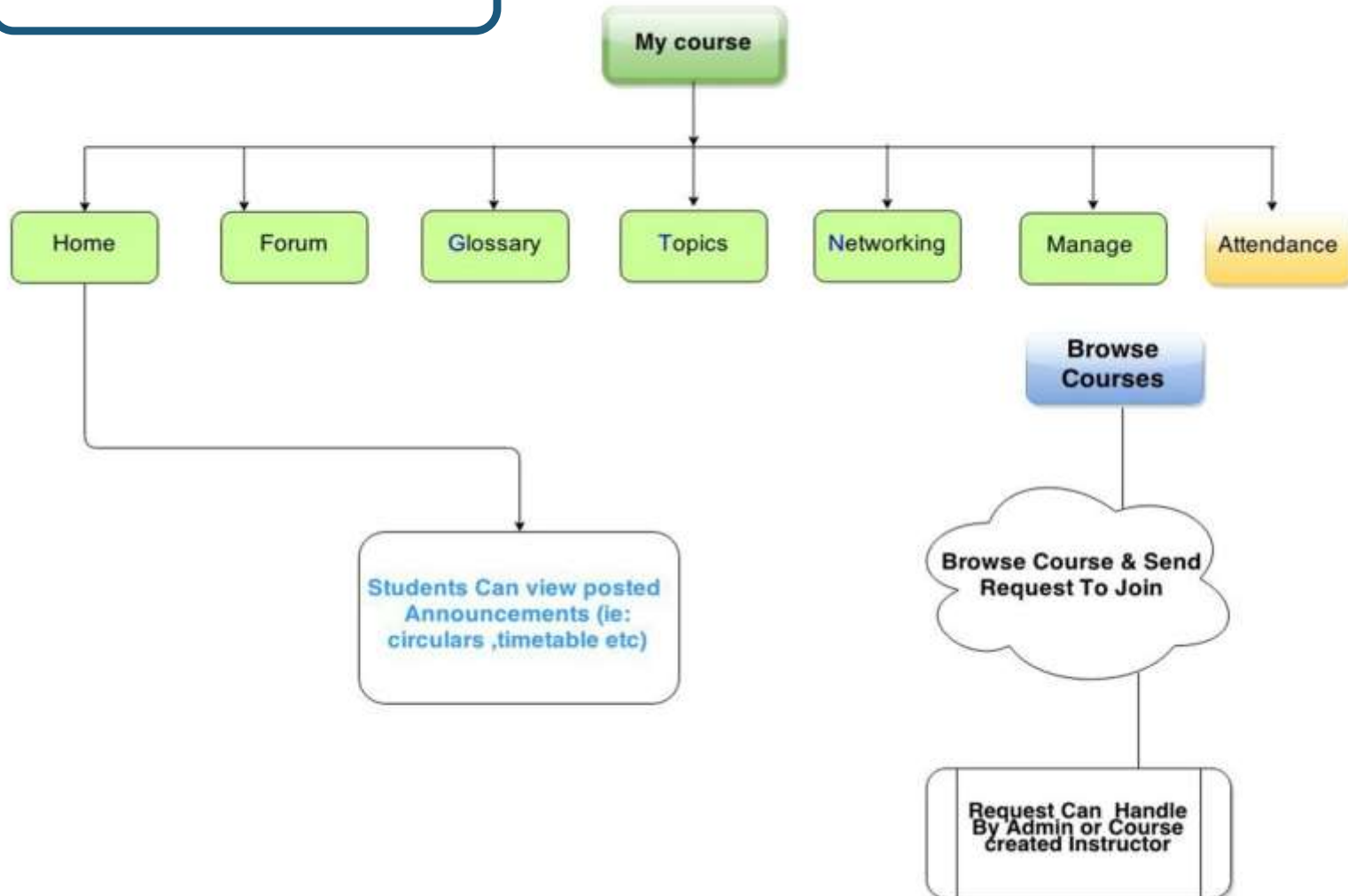
Enable Disable

Content Editor

Plain Text HTML HTML - Visual Editor

[Reset to System Defaults](#) [Apply](#) [Reset](#)

Course Module



Profile Home Page

Welcome [test_student test_student](#) | [Inbox](#) | [Search](#) | [Logout](#)

[My Start Page](#)



My Courses

Profile

Preferences

Networking

My Courses |

[Browse Courses](#)

My Courses

You have logged in successfully. Welcome back!

No courses found. [Browse existing courses.](#)

Browse Course

Browse Courses

Filter

Results Found: 166

Access: Private Protected Public

Category:
--- All Categories ---

Search (Title, Description)

Match: All words Any word

[Filter](#) [Reset Filter](#)



General Surgery (III MBBS)

Instructor: Dr. Ganesan R
Access: Private



Advance Nursing Practice - I (M.Sc Medical Surgical Thoracic Nursing)

Instructor: Dr. Harindran K
Access: Private



Anaesthesia (III MBBS)

Instructor: Dr. Latha Mathew
Access: Private

Anatomy

Details & anatomy

Instructor: Dr. Guna Shankar
Access: Private



Anatomy (I BDS)

Instructor: Dr. Balmanabane M
Access: Private



Anatomy (B.Sc Nursing I year)

Instructor: Dr. Balmanabane M
Access: Private

Anatomy (B.Sc. AHS I semester)

Instructor: Daisy J
Access: Private

Anatomy (B.Sc. Medical Biotechnology I st semester)

Instructor: Sujith Chandraswami
Access: Private



Anatomy (I MBBS)

Instructor: Dr. Balmanabane M
Access: Private

Anatomy and Embryology (M.Sc Tissue Engineering and Regenerative Medicine I semester)

Instructor: Srinivasan N
Access: Private

Request To Join A course IN LMS

Welcome test_student test_student | Inbox | Search | Logout

My Start Page [Jump](#)



My Courses

Profile

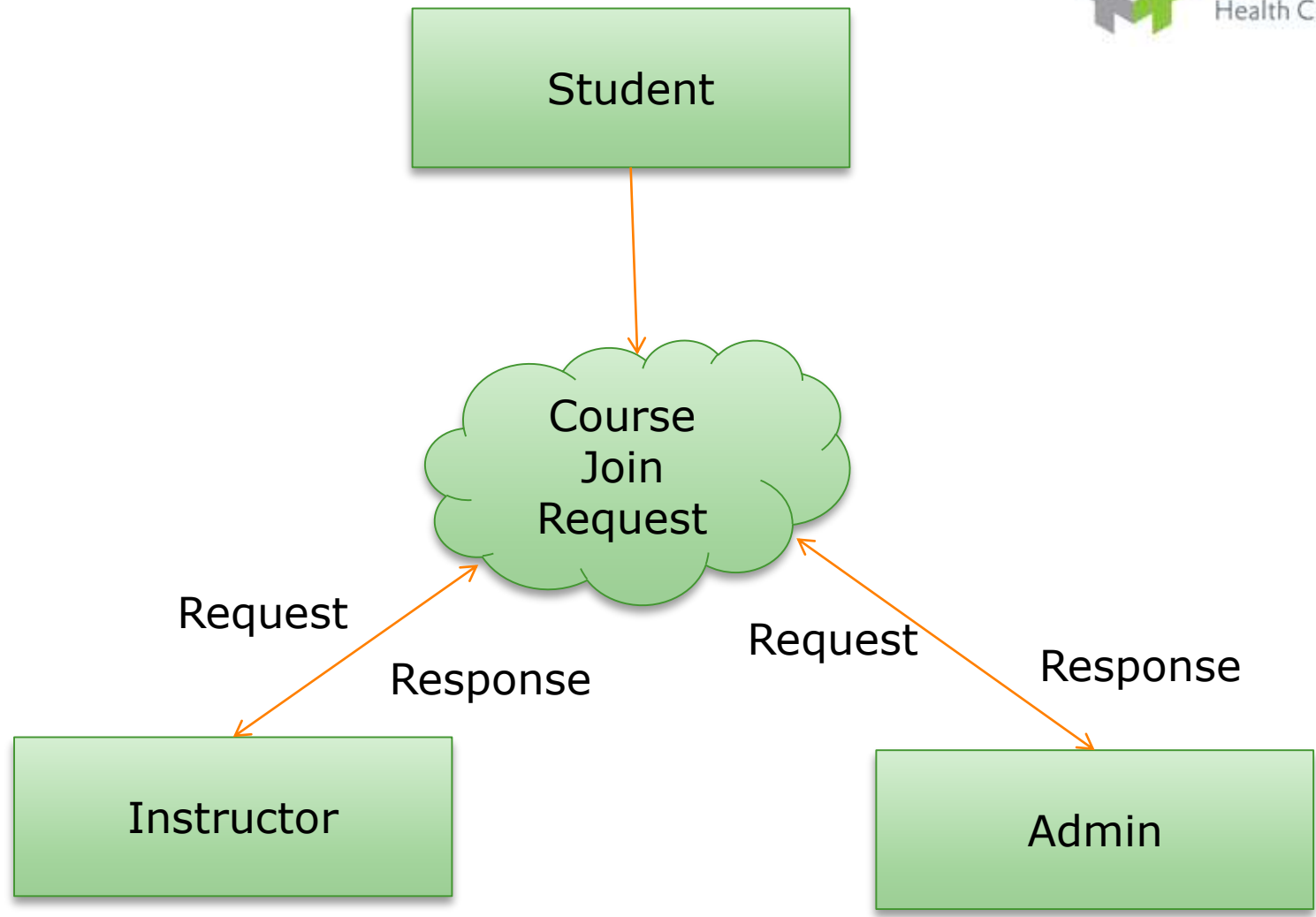
Preferences

Networking

Enroll

The course you are trying to access is **private**. Enrollment in this course requires instructor approval.

[Request Enrollment](#)



Approved Course List

Welcome **Praveen K K** | [Inbox](#) | [Search](#) | [Logout](#)

[My Start Page](#)



[My Courses](#)

[Profile](#)

[Preferences](#)

[Networking](#)

[My Courses](#)

[Browse Courses](#)

My Courses

You have logged in successfully. Welcome back!



Anatomy (I MBBS)

Instructor: Dr.Batmanabane M - [Send Message](#)
Category: Pre Clinical

Student



Biochemistry(I MBBS)

Instructor: Dr.Malliga E - [Send Message](#)
Category: Pre Clinical

Student



Feedback

Instructor: Ramesh Palaniappan - [Send Message](#)
Category: Uncategorized

Student



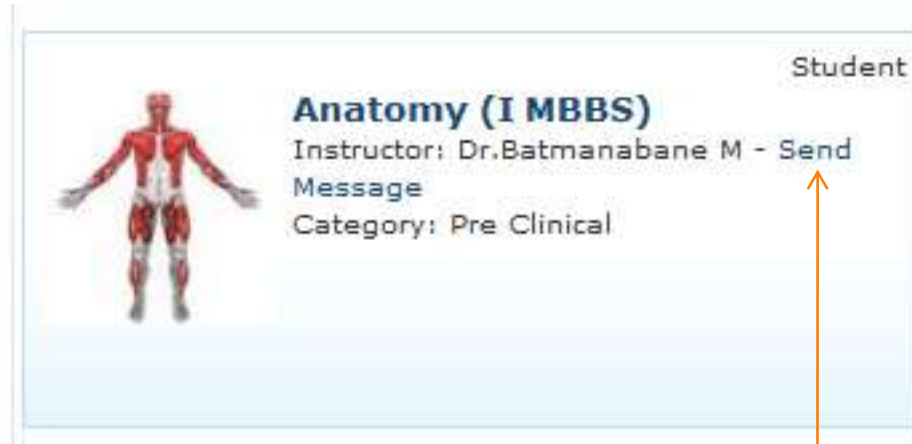
Physiology (I MBBS)

Instructor: Dr.R.Shyamala CHRI - [Send Message](#)
Category: Pre Clinical

Student

Viewing Approved Course Link

Click on Course
You want to
Access



Student

Anatomy (I MBBS)
Instructor: Dr.Batmanabane M - [Send Message](#)
Category: Pre Clinical

The screenshot shows a course card with a human anatomy illustration on the left. The text on the right includes the course title 'Anatomy (I MBBS)', the instructor's name 'Dr.Batmanabane M', and a 'Send Message' link. The category is listed as 'Pre Clinical'. The word 'Student' is visible in the top right corner of the card.

Contact Instructor by
sending Message

Course Home Page

Users Online

Ramashank G
Kalimuthu M
Praveen K R
Guests are not listed

Forum Posts

* anatomy
* skeletal system
* anatomy
* MAXILLARY ARTERY
* anatomy

Web Search

Search opens in a new window

[Submit Query](#)

Polls

None Found

Networking

► My Network
► My Contacts
► Network Profile
► Gettags
► Network Groups
► Settings

[Search People](#)

Learner Support Tools

Dictionary
Encyclopedia
Thesaurus
Note Taking
Calculator
Atlas

Home

DETAIL VIEW



Forums



Topics



Networking



Packages



Tests & Surveys



Chat



Links



Site-map



Polls



Directory

Google

Web Search

Announcements

Fees Structure MBBS 2015-16 Year

Monday, June 8, 2015 - 14:33 by Kalimuthu M

Chettinad Academy of Research and Education					
Fees Structure - Mbbs (For the Academic Year 2015-16)	I year	II Year	III year	IV year	V year
	2015-16 Batch	2014-15 Batch	2013-14 Batch	2012-13 Batch	2011-12 Batch
	Rs.	Rs.	Rs.	Rs.	Rs.
Tuition Fees	950,000	950,000	850,000	600,000	450,000
Cautions Deposit	5,000				
University Reg Fees	5,000				
Uniform and Coat	12,500	12,500	12,500	12,500	12,500
ID Card	500				
Group Insurance Fees	500	500	500	500	500
Vaccination Fees	500				
Learning Management System and Others	71,000	30,000	30,000	30,000	30,000
Total	1,045,000	993,000	893,000	643,000	493,000

(A)

Announcements & Circulars



Announcements

Fees Structure MBBS (2013-14) View

Chettinad Academy of Research and Education						
Fees Structure - Mbbs (For the Academic Year 2015-16)	I year 2015-16 Batch		II Year 2014-15 Batch		III year 2013-14 Batch	
	Rs.	Rs.	Rs.	Rs.	Rs.	Rs.
Tuition Fees	950,000	950,000	850,000	850,000	800,000	450,000
Caution Deposit	5,000					
University Reg Fees	5,000					
Uniform and Cost	12,500	12,500	12,500	12,500	12,500	12,500
ID Card	500					
Group Insurance Fees	500	500	500	500	500	500
Vaccination Fees	800					
Learning Management System and Others	75,000	30,000	30,000	30,000	30,000	30,000
Total	1,045,000	993,000	993,000	993,000	942,000	492,000
(A)						
HOSTEL TARIFF						
a) Triple Bed Non - A/C	120,000	120,000	120,000	120,000	120,000	120,000
b) Double Bed Non A/C - Bath Attached	135,000	135,000	135,000	135,000	135,000	135,000
c) Single Bed Non A/C - Bath Attached	150,000	150,000	150,000	150,000	150,000	150,000
d) Single Bed A/C - Bath Attached	200,000	200,000	200,000	200,000	200,000	200,000
e) Double Bed A/C - Bath Attached	180,000	180,000	180,000	180,000	180,000	180,000
f) Triple Bed A/C	180,000	180,000	180,000	180,000	180,000	180,000
(B)						
TRANSPORTATION CHARGES (BOYS AND GIRLS)						
	75,000	75,000	75,000	75,000	75,000	75,000
Break up for LMS & Others						
Orientation Prog					5,000	
LMS/ISP					35,000	
Learning Management System and Others					30,000	

For NB: The total package is 250,000 USD for the entire course (inclusive of all)

Circulars

08/07/2013 10:00 AM

Chettinad
Hospital & Research Institute

CHRI/DEAN/CIR/293/2013 03.07.2013

CIRCULAR

All the MBBS students are hereby instructed to pay the Tuition Fees & other fees for the academic year 2015-16 without fail on or before 15th July 2015. Only those students who have paid the fees will be permitted to attend the classes. The revised fees structure will be available with the Accounts section/LMS and Notice Board.

(Signature)
DEAN

Announcement IT

08/07/2013 10:00 AM

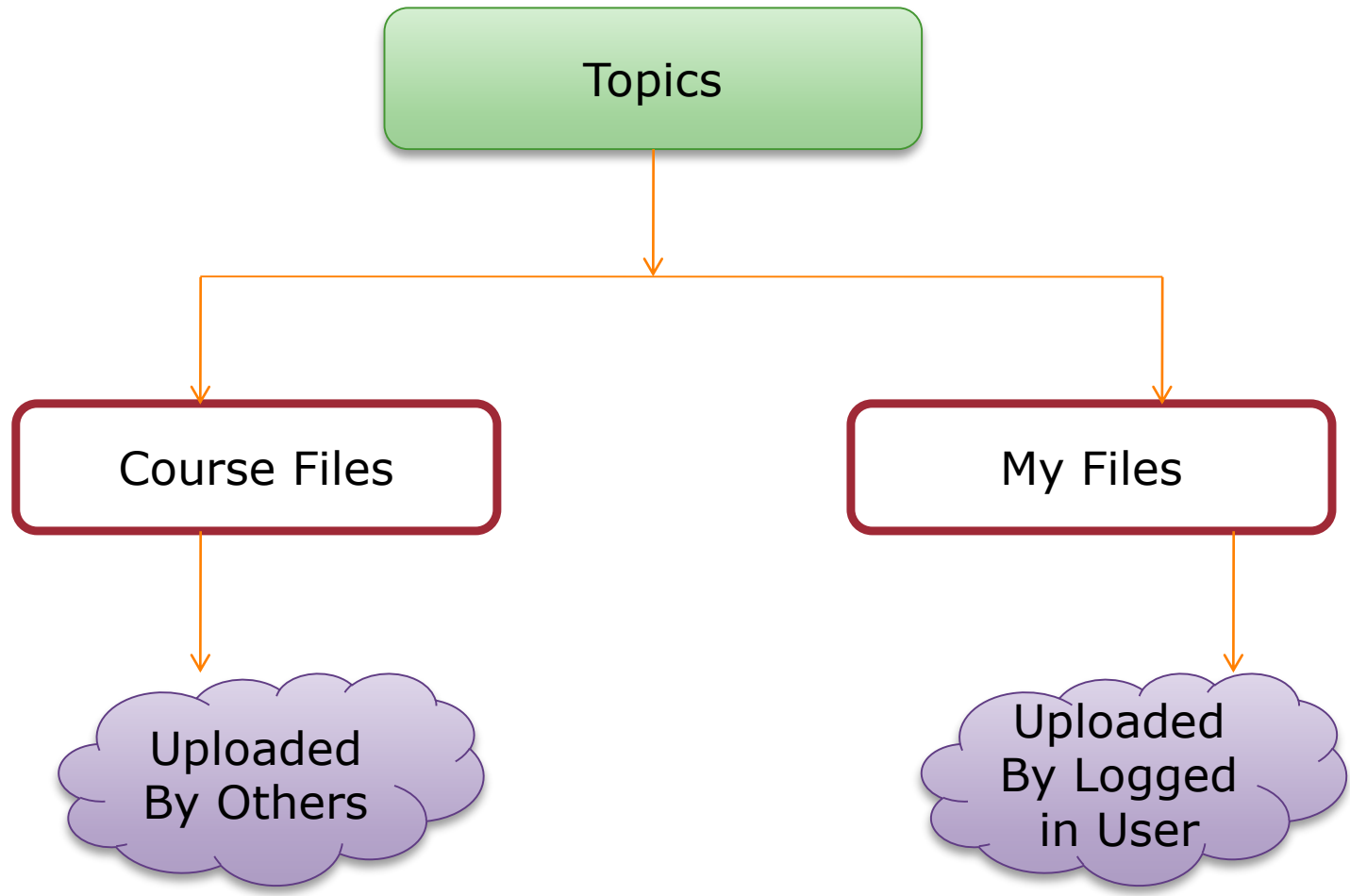
We are currently upgrading our Network and as part of this exercise, the current IP address assigned to some of the Servers which are accessed within LAN as well as from the internet needs to be changed for better security.

There will be NO CHANGES FOR THOSE WHO ACCESS FROM INTERNET. But for those who access these application servers Within our network (LAN), please note down the new IP address. We are planning this migration from 1st June 2015 onwards and You may have to use the new IP ADDRESS from June onwards.

Application Name	LAN		WAN
	To Access within Premises		To Access Outside Premises (from Internet)
	Current IP no	New IP No	IP No (No change)
Chettinad-LMS	10.10.10.11	10.10.11.11	182.73.176.163
Library web browsing	10.10.10.15	10.10.11.12	182.73.176.165
Chettinad Medical journal	10.10.10.15	10.10.11.15	182.73.176.174



Uploading & Downloading Files



Course Files

Users Online

Deepan Raja B
Praveen K K
Guests are not listed

Forum Posts

* Anatomy
* skeletal system
* anatomy
* MAXILLARY ARTERY
* anatomy

Web Search

Search opens in a new window.

[Submit Query](#)

Polls

None Found.

Networking

Topics

Workspace [Course Files](#) [Go!](#)

Path to Current Directory: [Home](#) » [2014-2015](#) » [Lectures](#) » [General Anatomy](#)

<input type="checkbox"/>	File	Author	Comments	Size	Date
<input type="checkbox"/>	Back				
<input checked="" type="checkbox"/>	01.Introduction to anatomy.ppsx	Dr.R.H.S.Rajila CHRI	0 Comments	14.28 MB	2014-07-02 09:14
<input type="checkbox"/>	02.Skeletal system .ppsx	Dr.Sowjanya B	1 Comment	3.87 MB	2014-06-23 10:34
<input type="checkbox"/>	03.Joints .ppsx	Dr.Arathi M.S	0 Comments	5.83 MB	2014-06-25 08:45
<input type="checkbox"/>	04. Cardiovascular system.ppsx	Dr.Balaji TK	0 Comments	5.51 MB	2014-06-26 11:11
<input type="checkbox"/>	05.Introduction to muscular system.ppsx	Dr.S.Manickam CHRI	0 Comments	9.31 MB	2014-06-27 08:36
<input type="checkbox"/>	06.Nervous system.ppsx	Ms.R.Sharmila Saran	1 Comment	12.51 MB	2014-06-30 11:01

[Download](#)

Download File



[Home](#) [Forums](#) [Topics](#) [Networking](#) [Packages](#) [Attendance](#)

Users Online

Praveen K K
Guests are not listed

Forum Posts

- * Anatomy
- * skeletal system
- * anatomy
- * MAXILLARY ARTERY
- * anatomy

Web Search

Search opens in a new window.

[Submit Query](#)

Polls

None Found.

Networking

Topics

Workspace: Course Files [Go!](#)
Path to Current Directory: Home » 2014-2015 » Lectures » General An

File	Author	Comments	Size	Date
<input checked="" type="checkbox"/> 01.Introduction to anatomy.ppsx	Dr.Arathi M.S	0 Comments	5.83 MB	2014-07-02 09:14
<input type="checkbox"/> 02.Skeletal system.ppsx	Dr.Balaji TK	0 Comments	5.51 MB	2014-06-23 10:34
<input type="checkbox"/> 03.Joints.ppsx	Dr.S.Manickam CHRI	0 Comments	9.31 MB	2014-06-25 08:45
<input type="checkbox"/> 04. Cardiovascular system.ppsx	Dr.S.Manickam CHRI	0 Comments	9.31 MB	2014-06-26 11:11
<input type="checkbox"/> 05.Introduction to muscular system.ppsx	Dr.S.Manickam CHRI	0 Comments	9.31 MB	2014-06-27 08:36
<input type="checkbox"/> 06.Nervous system.ppsx	Ms.R.Sharmila Saran	1 Comment	12.51 MB	2014-06-30 11:01

[Download](#)

Opening 01.Introduction to anatomy.ppsx

You have chosen to open:

01.Introduction to anatomy.ppsx
which is: Microsoft Office PowerPoint Slide Show (14.3 MB)
from: http://182.73.176.163

What should Firefox do with this file?

Open with Microsoft Office PowerPoint (default)

Save File

Do this automatically for files like this from now on.

[OK](#) [Cancel](#)

My Files

Users Online

Deepan Raja B
Praveen K K
Guests are not listed

Forum Posts

- * Anatomy
- * skeletal system
- * anatomy
- * MAXILLARY ARTERY
- * anatomy

Web Search

Search opens in a new window.

[Submit Query](#)

Polls

None Found.

Networking

Topics

[New File](#)

[Create Folder](#)

Workspace [My Files](#) [Go!](#)

Path to Current Directory: Home

<input type="checkbox"/>	File x	Author	Comments	Size x	Date x
--------------------------	------------------------	--------	----------	------------------------	------------------------

None Found.

[Download](#) [Hand In](#) [Edit](#) [Move](#)

Upload File

[Home](#) [Forums](#) [Topics](#) [Networking](#) [Packages](#) [Attendance](#)

Users Online

Praveen K K
Guests are not listed

Forum Posts

- * Anatomy
- * skeletal system
- * anatomy
- * MAXILLARY ARTERY
- * anatomy

Web Search

Search opens in a new window.

[Submit Query](#)

Polls

None Found.

Networking

- ▶ My Network.
- ▶ My Contacts
- ▶ Network Profile

Topics

New File

Upload File

No file selected.
Or Create a New File

Description

Workspace: [My Files](#)
Path to Current Directory: Home

File	Author	Comments	Size	Date
None Found.				
<input type="button" value="Download"/> <input type="button" value="Hand In"/> <input type="button" value="Edit"/> <input type="button" value="Move"/>				

File Upload

Libraries > Pictures

Organize New folder

Recent Places

Pictures library
Includes: 2 locations

Libraries: Documents, Music, **Pictures**, Videos

Computer: Windows (C:), New Volume (D:), New Volume (E:), New Volume (F:)

Sample Pictures:

File name: All Files (*.*)

Users Online ▼

Hanushanth G
Kalimuthu M
Praveen K K
Guests are not listed

Forum Posts ▼

- Anatomy
- skeletal system
- anatomy
- MAXILLARY ARTERY
- anatomy

Web Search ▼

Search opens in a new window.

Submit Query

Polls ▼

None Found.

Networking ▼

- ▶ My Network
- ▶ My Contacts
- ▶ Network Profile
- ▶ Gadgets
- ▶ Network Groups
- ▶ Settings

Search People

Learner Support Tools ▼

Dictionary
Encyclopedia
Thesaurus
Note Taking
Calculator
Atlas

Short cut Side Menu

- ❖ User Online
- ❖ Forum Posts
- ❖ Web Search
- ❖ Polls
- ❖ Networking
- ❖ Learner Support Tools

About Forum

- An **Internet forum**, or **message board**, is an online discussion site where people can hold conversations in the form of posted messages.
- Forums have a specific set of jargon associated with them; e.g., a single conversation is called a "thread", or *topic*.
- A discussion forum is hierarchical or tree-like in structure: a forum can contain a number of sub forums, each of which may have several topics.
- Within a forum's topic, each new discussion started is called a thread, and can be replied to by as many people as so wish.

Forum List

Welcome [Praveen K K](#) | [Inbox](#) | [Search](#) | [Logout](#)

[My Start Page](#)



[Home](#) [Forums](#) [Topics](#) [Networking](#) [Packages](#) [Attendance](#)

Users Online ▾

Praveen K K
Guests are not listed

Forum Posts ▾

- * Anatomy
- * skeletal system
- * anatomy
- * MAXILLARY ARTERY
- * anatomy

Web Search ▾

Search opens in a new window.

Polls ▾

None Found.

Networking ▾

▶ My Network

Forums

[Forums](#) [Search](#)

Forum	Number of Threads	Number of Posts	Last Post
Course Forums			
Try Answering these Questions Subscribe	56	119	2013-02-02 23:12:38
Shared Forums			
Doubts Subscribe Type in Your Doubts Here.....Any body who knows the answers can reply....you can also reply with links from the websites.	151	305	2014-07-13 15:33:20

Post Doubts on Forums

Users Online

Praveen K K
Guests are not listed

Forum Posts

- * Anatomy
- * skeletal system
- * anatomy
- * MAXILLARY ARTERY
- * anatomy

Web Search

Search opens in a new window.

[Submit Query](#)

Polls

None Found.

Networking

- ▶ My Network
- ▶ My Contacts
- ▶ Network Profile

Doubts

[🔍](#) [Doubts](#) [New Thread](#) [Search](#)

Topic ▶	Replies ▶	Started By	Last Comment ▶
New! Anatomy (Subscribe)	1	Subahu Dalta Maddineni	Wed Jul 2 15:58
New! skeletal system (Subscribe)	0	Lakshmi Priya A	Fri Jun 27 21:41
New! anatomy (Subscribe)	0	Manoj N	Wed Jun 25 20:20
New! microbiology (Subscribe)	1	Amala Nancy Stephen raj	Fri Sep 14 18:20
New! physiology (Subscribe)	2	Arvind Visweshwar M	Sat Sep 10 13:07
New! pathology (Subscribe)	0	Lokesh KumarK	Sat Aug 27 11:21
New! physiology (Subscribe)	0	Shasekanthan V	Sat Aug 27 10:33
New! physiology (Subscribe)	0	Shasekanthan V	Sat Aug 27 10:27
New! cell division (Subscribe)	0	shyam prashad	Sun Aug 21 16:53
New! how to study for 1st int ... (Subscribe)	3	shyam prashad	Fri Aug 19 20:27

Posting Messages

[Home](#) [Forums](#) [Topics](#) [Networking](#) [Packages](#) [Attendance](#)

Users Online

Praveen K K
Guests are not listed

Forum Posts

- * Anatomy
- * skeletal system
- * anatomy
- * MAXILLARY ARTERY
- * anatomy

Web Search

Search opens in a new window.

[Submit Query](#)

Polls

None Found.

Networking

- ▶ My Network
- ▶ My Contacts
- ▶ Network Profile
- ▶ Gadgets
- ▶ Network Groups
- ▶ Settings

[Search People](#)

New Thread



[Doubts](#) [New Thread](#)

Post Message

* Subject

* Body

· All words starting with http:// are made into links.

· All email addresses are made into links.

· HTML is disabled.

Click on the code or emoticon you want to use.

Emoticons:          

Codes: Bold, Italic, Underline, Center, Quote, Link, Image, Media

Colours:

Subscribe to this thread to receive notification via email of replies.

[Post](#)

[Cancel](#)

Forum Search

- Home
- Forums
- Topics
- Networking
- Packages
- Attendance

Users Online

Praveen K K
Guests are not listed

Forum Posts

- * Anatomy
- * skeletal system
- * anatomy
- * MAXILLARY ARTERY
- * anatomy

Web Search

Search opens in a new window.

Submit Query

Polls

None Found

Networking

- ▶ My Network
- ▶ My Contacts
- ▶ Network Profile
- ▶ Gadgets
- ▶ Network Groups
- ▶ Settings

Search

* Words

Match

- All words
- Any word

Find results in

- This course only
- My enrolled courses
- All available courses

Search in

- All
- Content
- Forums

Display

- As individual content pages
- Grouped by course
- Course Summaries

Search

LMS - Learning Support Tools



Networking In LMS



- ❑ By Using Networking Tool You can Access Your Contacts Groups Networks etc

Manage Networks

Welcome [Praveen K K](#) | [Inbox](#) | [Search](#) | [Logout](#)

[My Start Page](#)



[Home](#) [Forums](#) [Topics](#) [Networking](#) [Packages](#) [Attendance](#)

Users Online

Praveen K K
Guests are not listed

Forum Posts

- * Anatomy
- * skeletal system
- * anatomy
- * MAXILLARY ARTERY
- * anatomy

Web Search

Search opens in a new window.

Polls

None Found.

Networking

o > [My Network](#)

Network Groups

[My Network Groups](#)

You have not joined any groups yet

Search for Groups

Search

[Browse All](#)

Create Group

Create a new group on a particular topic, then invite people to post news items or discuss the topic.

[Create Group](#)

Search Groups -- Networking --> Search For Groups

Home
Forums
Topics
Networking
Packages
Attendance

Users Online

Praveen K K
Guests are not listed

Forum Posts

- * Anatomy
- * skeletal system
- * anatomy
- * MAXILLARY ARTERY
- * anatomy

Web Search

Search opens in a new window.

[Submit Query](#)

Polls

None Found.

Networking

- o My Network
- o My Contacts
- o Network Profile
- o Gadgets
- o Network Groups
- o Settings





Search

1
2
3
4
5
6


Search for Groups

Search [Search](#) [Create Group](#)

Search Results

	<p>art</p> <p>Type: Music Description:</p>
	<p>M0sT W@ntEdzzzz</p> <p>Type: Common Interest Description:</p>
	<p>chettinad 2011 bds batch</p> <p>Type: Common Interest Description:</p>
	<p>The Cultural committee</p> <p>Type: Arts and Entertainment Description: For all those who are the members of the cultural core committee.....plz add ur name to this group. Thanks.</p>

Viewing Group Members:



Chettinad
Health City

Welcome Praveen K H | Inbox | Search | Logout

[My Start Page](#) | [Links](#)

[Home](#) | [Forums](#) | [Glossary](#) | [Topics](#) | [Network Tools](#) | [Attendance](#)

Networking

- My Network
- My Contacts
- Network Profile
- Gadgets
- Network Groups
- Settings

[Search People](#)

Recent Contacts

Praveen K H
Contacts are not listed

Search

Search:

All words
 Any word

[Search](#)

Stats

Do you like this site?

Yes No

128

Yes No

100

Glossary

ALL

Web Search

Search opens in a new window

[Search](#)

Searcher Support Tools

- Dictionary
- Etymology
- Thesaurus
- Base Tools
- Calculator
- RSS


Recent Posts


- Anatomy
- skeletal system
- anatomy
- microbiology
- physiology


Group Members


My Contacts


There are 17 entries.


 Anaya Manoj Stephen Raj


 Anaya Manoj Stephen Raj


 An T


 Anaya Manoj Stephen Raj


 Anaya Manoj Stephen Raj


 Anaya Manoj Stephen Raj


 Anaya Manoj Stephen Raj


 Anaya Manoj Stephen Raj


 Anaya Manoj Stephen Raj


 Anaya Manoj Stephen Raj


 Anaya Manoj Stephen Raj


 Anaya Manoj Stephen Raj

 Anaya Manoj Stephen Raj

 Anaya Manoj Stephen Raj

 Anaya Manoj Stephen Raj

 Anaya Manoj Stephen Raj

 Anaya Manoj Stephen Raj

Search People

[Search](#)

Create Group --- Networking ----> Create Groups



Welcome Praveen K K | [Inbox](#) | [Search](#) | [Logout](#)

[My Start Page](#) [Jump](#)



- [Home](#)
- [Forums](#)
- [Topics](#)
- [Networking](#)
- [Packages](#)
- [Attendance](#)

Users Online

Praveen K K
Guests are not listed

Forum Posts

- * Anatomy
- * skeletal system
- * anatomy
- * MAXILLARY ARTERY
- * anatomy

Web Search

Search opens in a new window.

[Submit Query](#)

Polls

None Found.

Networking

- My Network

Create Groups

Group Name

Group Type [Business](#)

Access

Public: The group is opened to all users. No approval is needed.

Private: Users will have to be approved by the moderator to join this group.

Group Logo No file selected.

Description

[Create](#) [Cancel](#)

Networking

- › My Network
- › My Contacts
- › Network Profile
- › Gadgets
- › Network Groups
- › Settings

View or Add Contacts to Your Profile

Welcome Praveen K K | Inbox | Search | Logout

My Start Page

[Home](#) [Forums](#) [Topics](#) [Networking](#) [Packages](#) [Attendance](#)

Users Online

Praveen K K
Guests are not listed

Forum Posts

* Anatomy
* skeletal system
* anatomy
* MAXILLARY ARTERY
* anatomy

Web Search

Search opens in a new window

Polls

None Found

Networking

› My Network

My Contacts

1

Search People

Only my contacts

My Contacts

There are 1 entries.

 Naresh Kumar S
India Tamilnadu



Switching Between Courses & Start Pages

Welcome | **Mr.XXXX** | Inbox | Search | Logout

My Start Page

Jump

My Start Page

My Courses

Anatomy (I MBBS)

Biochemistry(I MBBS)

Feedback

Physiology (I MBBS)

Blogs

Subscribe Blogs By Clicking Subscribe Link

Welcome Praveen K K | Inbox | Search | Logout

My Start Page



[Home](#) [Forums](#) [Glossary](#) [Topics](#) [Networking](#) [Attendance](#)

Networking

- My Network
- My Contacts
- Network Profile
- Gadgets
- Network Groups
- Settings

Search People

Users Online

Praveen K K
Guests are not listed

Search

Match:
 All words
 Any word

Search

Blogs

- | | |
|-----------------|---------------------------|
| Dr.Mathangi D.C | Subscribe |
| TEST | Subscribe |



LMS Chat



- Home
- Forums
- Glossary
- Topics
- Networking
- Attendance

Networking

- My Network
- My Contacts
- Network Profile
- Gadgets
- Network Groups
- Settings

Search People

Users Online

Praveen K K
Guests are not listed

Search

Match:
 All words
 Any word

Search

Chat

Enter the Chat

Transcript	Status	Date
ravi	Currently active	2012-04-12 09:34
test	Inactive	2011-02-03 16:34
suresh	Inactive	2011-02-03 10:26

Enter Chat

Chat Room



LMS Chat Window

Messages

No new messages.

[Refresh Messages](#)

47138

Options

[Edit Preferences](#) | [Exit Chat](#)

User List and History

- [img008.j](#)
- [praveen114](#) (you)

[Full History](#) | [Refresh User List](#)

47138

Compose Message

[Send](#)

Other Options Available in LMS

Home



Forums



Glossary



Topics



Networking



Links



Blogs



Chat



Important Topics



Tests & Surveys



Site-map



Export Content



My Tracker



Groups



Directory



Polls



Reading List

LMS Features

➤ **Accessibility:**

LMS was designed with accessibility as a priority. A wide range of features ensure assistive technology users can participate fully in student, instructor, and administrative activities.

➤ **Security:**

Login passwords are encrypted. Forgotten passwords must be reset, rather than retrieved by email, removing the possibility they might be intercepted when being sent over the Internet.

➤ **File Storage:**

All users on an LMS system have their own file storage utility. File storage areas can also be shared across groups, or an entire course. Version control can be enabled to keep track of drafts or changes to documents.

LMS Features

➤ **File Manager:**

Instructors can upload and manage course related files. Directories can be created to sort files, zip archives can be uploaded and unpacked. A popup file manager can be opened alongside the Content Editor or test question editors.

Course files can be easily linked into content pages or test items as they are being created. Text or HTML files can be created or edited online. Rename files, or batch move or delete files.

➤ **News & Announcements:**

Instructors can post messages to the course Home Page to guide students through the course. News can be used for weekly introductions, announcing important dates, or posting critical information. The announcements page is always the first page a student visits when they log into a course.

LMS Features

➤ Forums:

Instructors can create and manage multiple forums for each of their courses. Messages can be edited, deleted, locked from reading and/or replying, and stuck to the top of a thread list if a message is important.

Administrators can create forums shared across multiple courses. Subscribe to forums, or to topic threads to have messages sent by email. Instructors can set a time limit for editing forum posts, so messages can be corrected if errors are made in the original post.

➤ Enrolment Manager:

Instructors may import a comma separated list of students to enrol in their courses, or export an enrolment list for staff keeping or to import into other systems. Create an enrolment list online to add new students to a course. Filter enrollees by login, first or last name, or email address.

LMS Features

➤ My Courses:

Instructors and students can manage the LMS courses they teach and/or are enrolled in. When a student registers they are automatically logged into My Courses.

➤ Course Search:

A search engine allows students to search course content, and search for courses in the course catalogue.

➤ Course Manage:

All LMS tools can be accessed quickly under Manage tab.

➤ Content Tracker:

Students can keep track of the content pages they have visited.

LMS Features

➤ Student Profile:

Students can add personal information about themselves for others to see, and include a profile picture, which is also displayed with forum posts. The photo gallery can be used to create a profile album, where a collection of profile pictures can be stored.

➤ Blogs:

Each group has access to their own blog, to which they can post public messages, available to all course member, or private messages, available only to group members and instructors.

➤ Polls:

Instructors can create one question polls to quickly gather student opinions.

LMS Features

➤ Reading List:

Instructors can gather a list of resources (books, papers, urls etc.) related to topics in a course, and create a Reading List based on those resources.

➤ Social Networking:

All LMS users can develop a network of contacts, create and join interest groups, setup a network profile, and link any of the thousands of remote gadget applications into their networking environment. Photos can be shared across courses, or through the social networking area.

LMS Features

➤ **Work Groups:**

Students can collaborate with others on course projects, communicate as a group through the forums, share resources using the File Storage utility, and work together authoring project documents. Exercises or assignments can be submitted to a group leader, or course instructor.

➤ **Preference Settings:**

Students can control LMS features and the theme LMS is presented in. Students can control visual display settings, content adaptation settings, navigation controls and learning tools settings. The Preference Wizard is available from anywhere in LMS, to make quick adjustments to preference settings.

LMS Features

➤ Backup Manager:

The entire content and structure of a course can be backed up and stored on the LMS server, or downloaded and saved to your local computer for safe keeping.

➤ Privileges:

Through the Enrolment Manager, instructors can assign course members access to various instructor tools, creating teaching assistants or co-instructors.

➤ FAQs:

Instructors can create a collection of Frequently Asked Questions to provide additional documentation for students.



Chettinad
Dental College & Research Institute

IPAD TRAINING



Getting Started with Classroom

A teacher's guide to the Classroom app

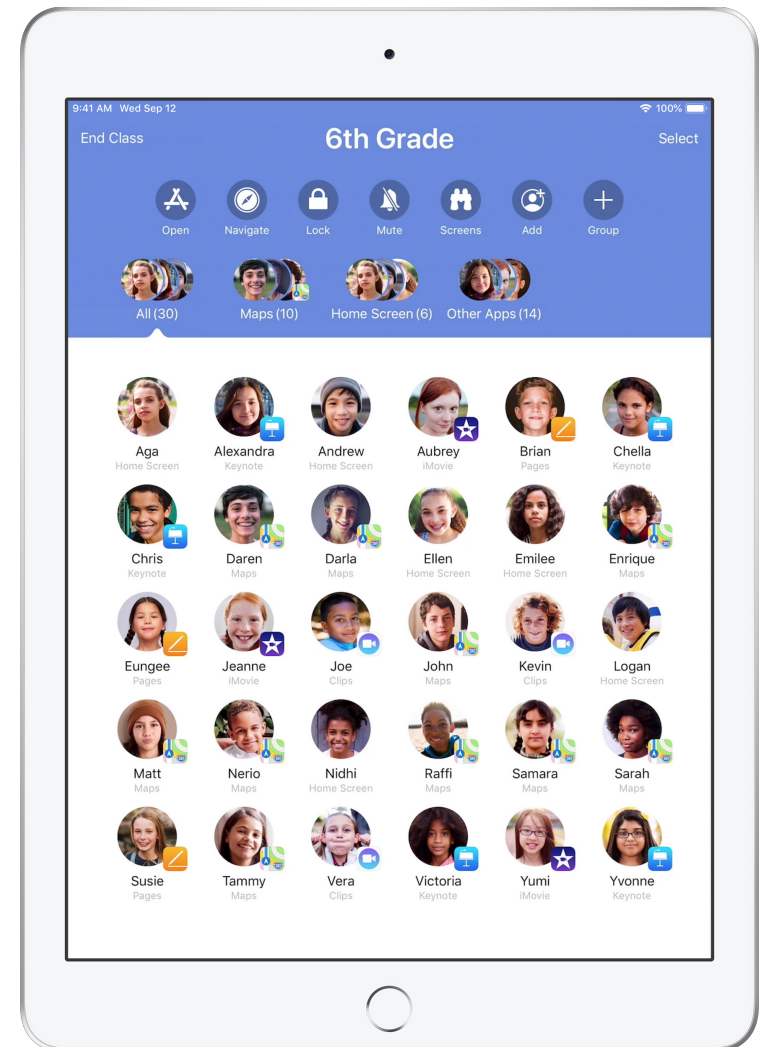
Introducing Classroom

Classroom is a powerful app for iPad and Mac that helps you guide learning, share work, and manage student devices. It supports both shared and one-to-one environments. You can launch a specific app, website, or textbook page on any iPad in the class, share documents between teacher and students, or share student work on a TV, monitor, or projector using Apple TV. You can even see which apps students are working in, mute student devices, assign a specific shared iPad for each student, and reset a student's password. And when class ends, you can see a summary of your students' activities.

This guide will take you through an overview of Classroom. You'll learn how to get started using the app, and discover how to integrate it into daily classroom workflows.

Before you get started

Classroom is available in the App Store and is easy to set up. You can create classes manually without IT support, or work with your school's MDM administrator to automatically configure Classroom with roster data for students and classes.

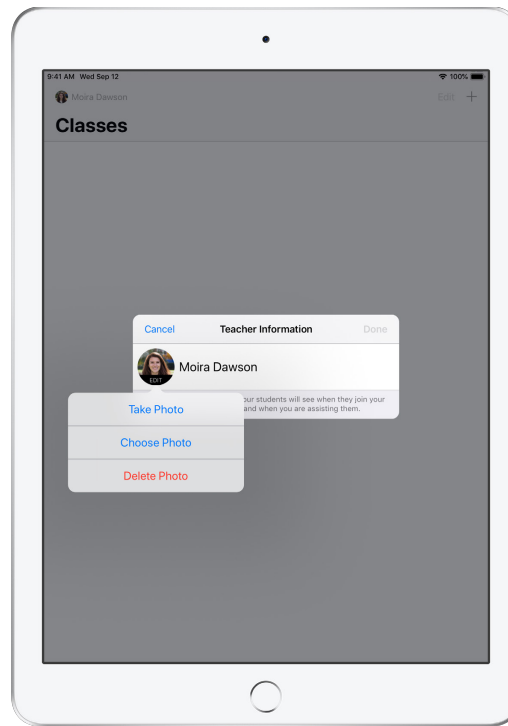


Create your class.

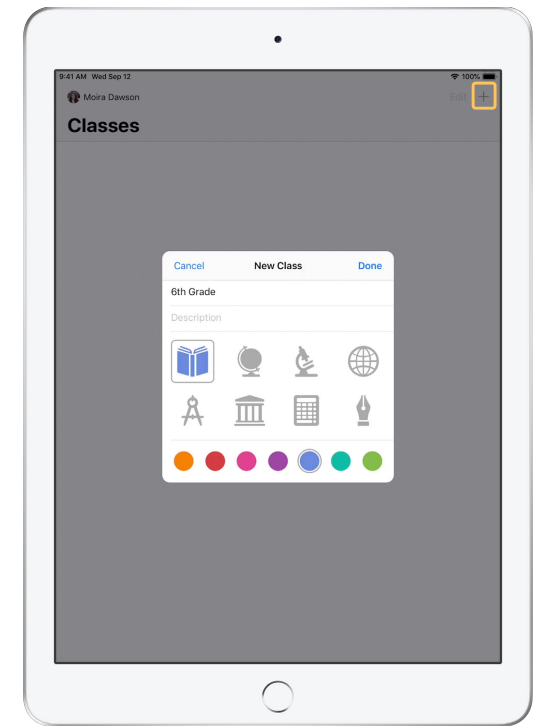
With Classroom, you can set up your own classes manually, if your school isn't configuring classroom devices with MDM.



After you have downloaded the app, begin by launching Classroom.



Next, enter your name and add a photo that students will see when they join your class and share files with you, and when you are assisting them.



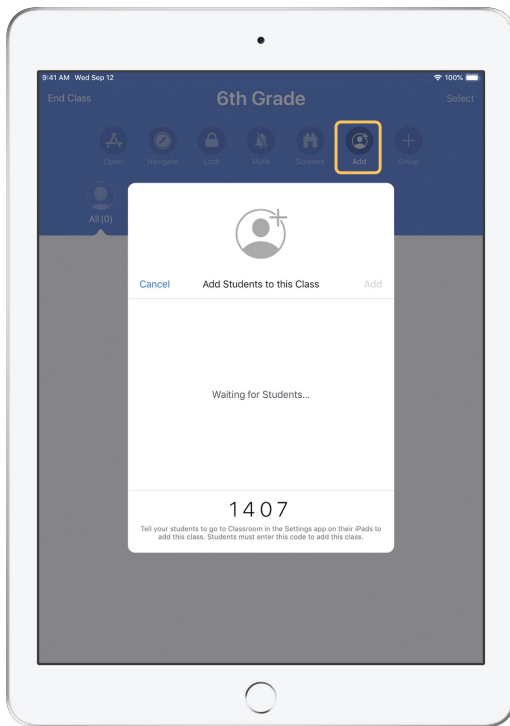
It's easy to rearrange classes, switch from one class to the next, and set up additional classes.

Select + to create a new class, then name your class and choose a color and symbol to represent it.

Alternatively, classes can be set up by your school's MDM (see page 6 for more info).

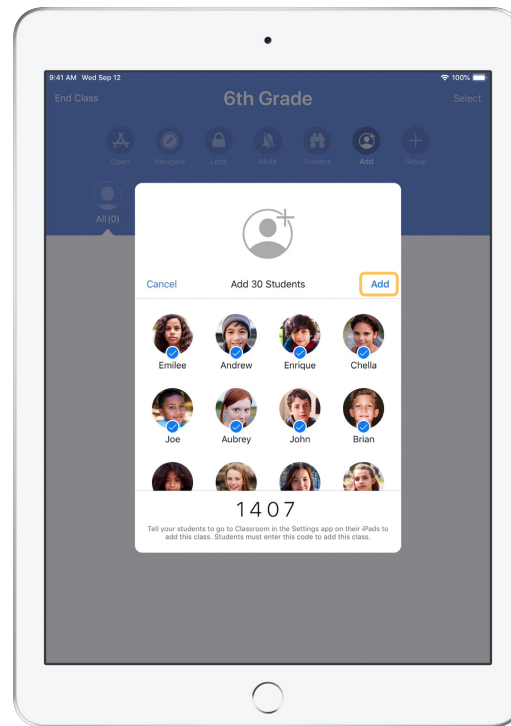
Invite your students.

Invite students to join your class so everyone can get started right away.

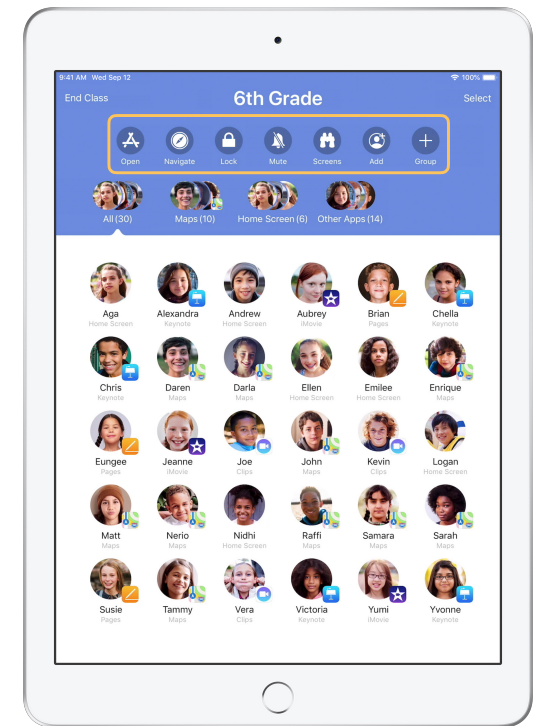


If you have manually created your class, you can now invite your students to join. Select Add and give the invitation code to your students.

Note that Classroom features require proximity to your students.



As students join your class, you will see their names and photos appear. Tap Add to add them to your class.

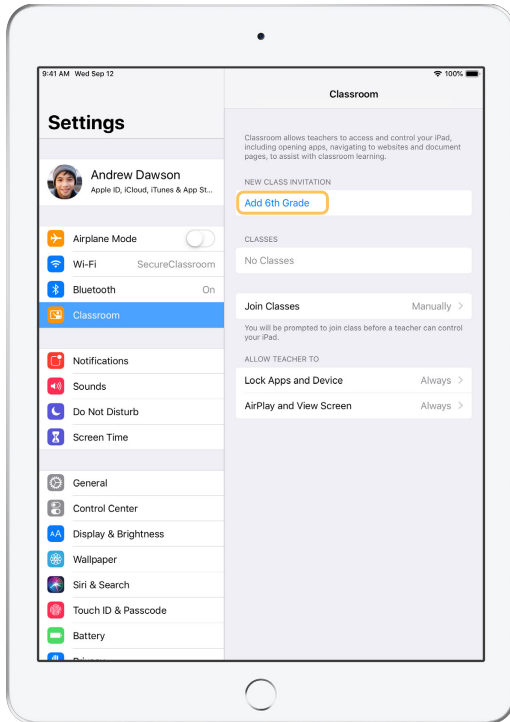


Once inside the class, you'll see a list of your students as well as the Actions list, which contains actions that you can perform on devices in the classroom.

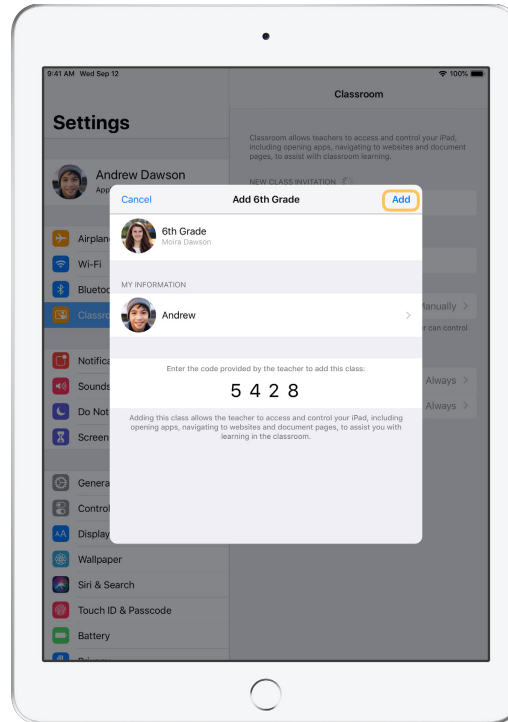
Have students join a class.

When joining your class, students decide how you can manage and access their iPad — instruct them to use the settings that are most appropriate in your environment.

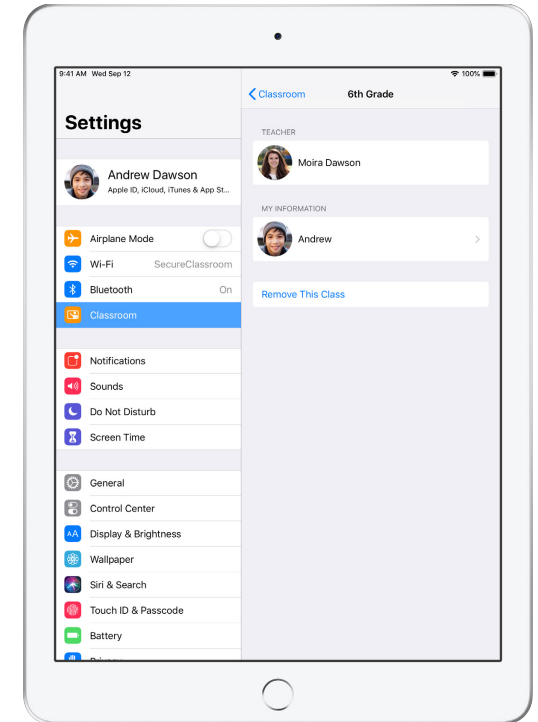
Student View



Student View



Student View



Once you have sent your class invitation, settings for Classroom will appear in the Settings app on each student's iPad. Ask your students to tap the link for your new class invitation.

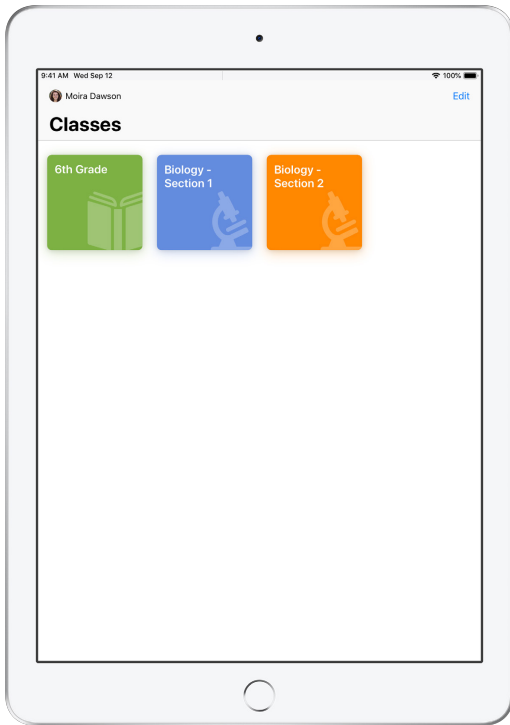
Students can come back to these settings at any time to change how the Classroom app can control their iPad.

Students can tap My Information to edit their name and photo, and then add the class by entering the code you provided.

Students will join your class automatically every time they return to your classroom. At the end of the course or school year, they can remove the class.

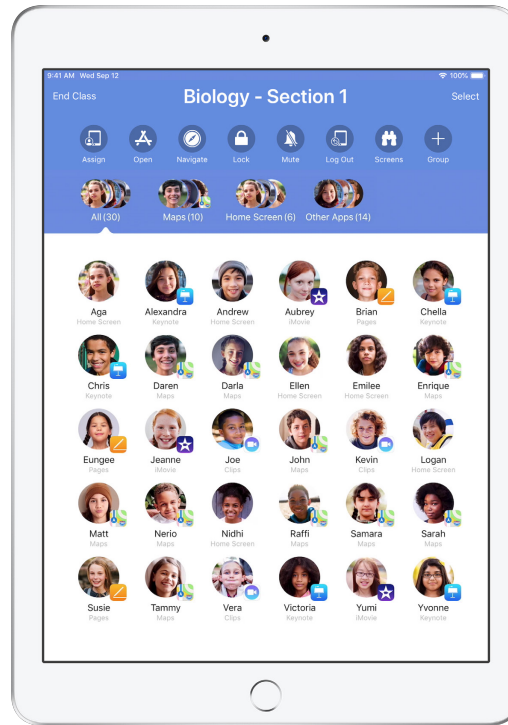
Work with classes created by your MDM.

If your school is using mobile device management (MDM) to manage devices, your school's IT department can fully set up and configure your iPad or Mac with roster data for classes and students. This reduces setup time in class, so you can get started right away. It can also support the school's policies for mobile device use with appropriate settings and restrictions.



All your classes will be fully set up, with students enrolled and ready to go.

Note that the ability to create your own classes is available only when you're not using MDM.

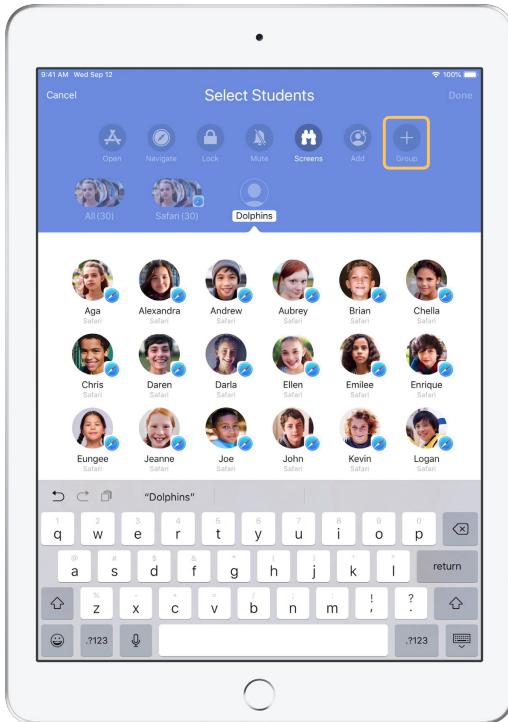


Settings for students enrolled in your class using MDM are managed by your school's IT department.

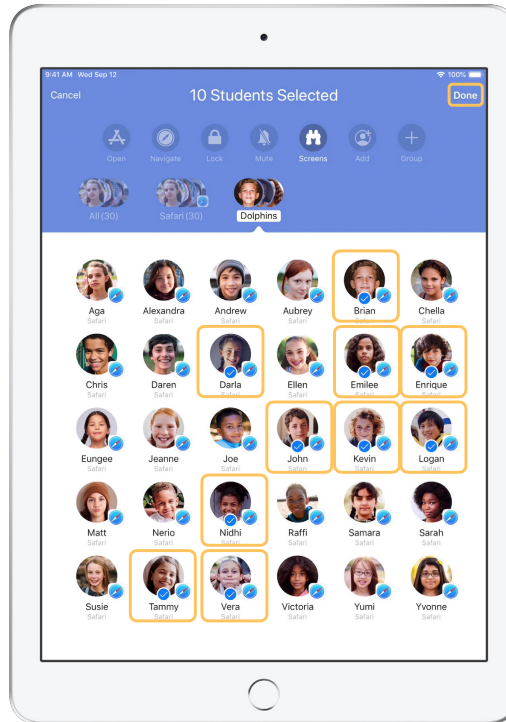
This ensures that student devices are always enrolled in your class and configured with your school's settings and policies.

Organize your class.

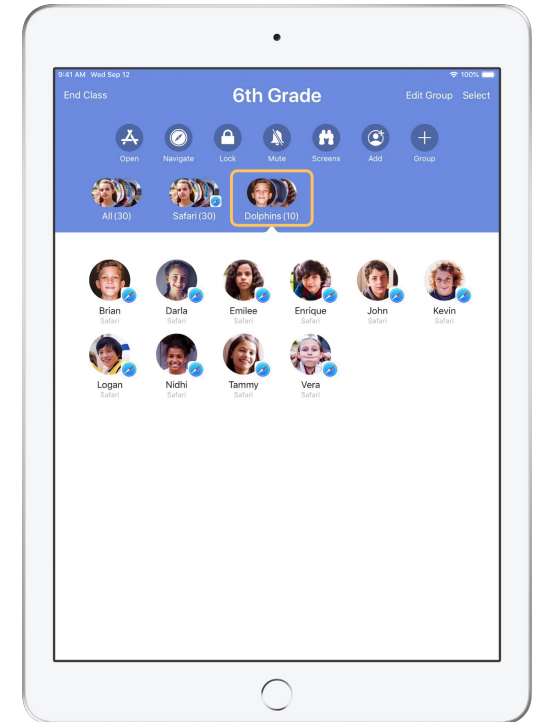
Classroom lets you create custom groups within your class, so you can tailor guidance for a single student, a group of students, or the entire class. You can break the class into groups based on project assignment, and guide each group's experience differently.



Tap Group in the Actions list, then name the group based on project, skill level, or other categories as appropriate.



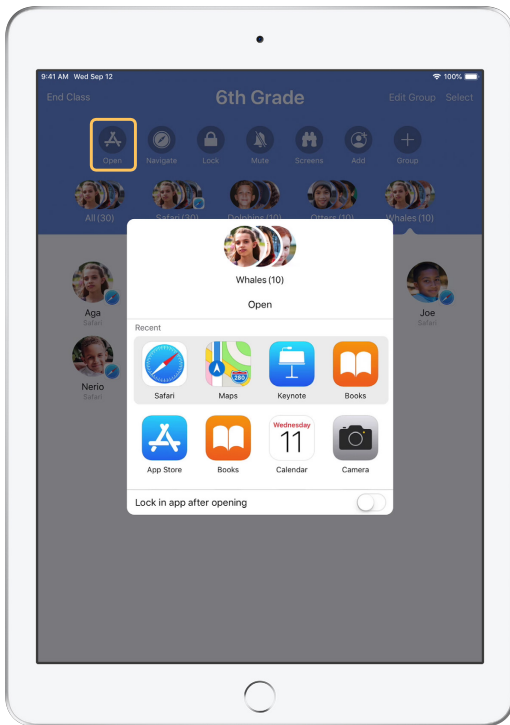
Select the students to be placed in the group, then tap Done.



The group is now visible in the group list. Classroom also creates dynamic groups of students based on which app each student is using.

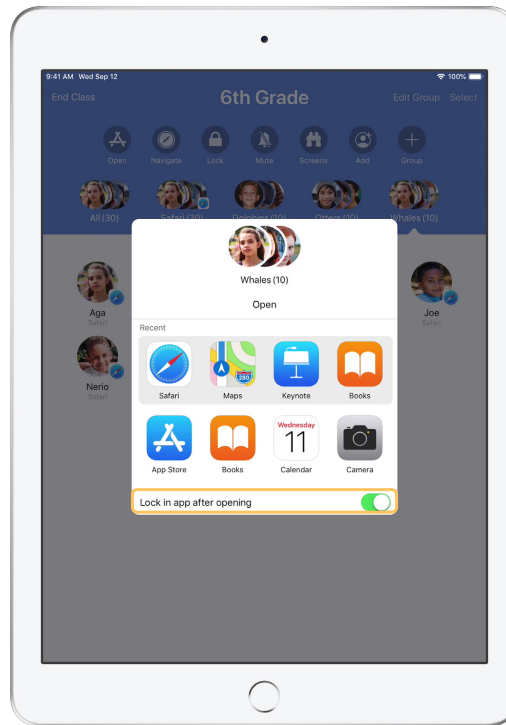
Launch and lock apps.

Launch a specific app on each student's iPad at the same time. You can also lock iPad into a single app, so students stay focused on the subject or test at hand.

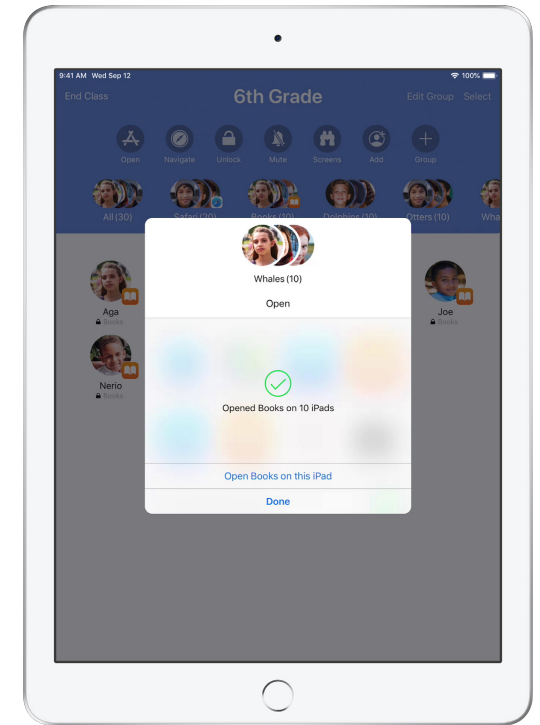


Tap Open to view the list of available apps, then select the app that you would like to open.

Note that you and your students must both have the app installed for this to work.



If you would like to lock your students into the app, select "Lock in app after opening" in the lower right.

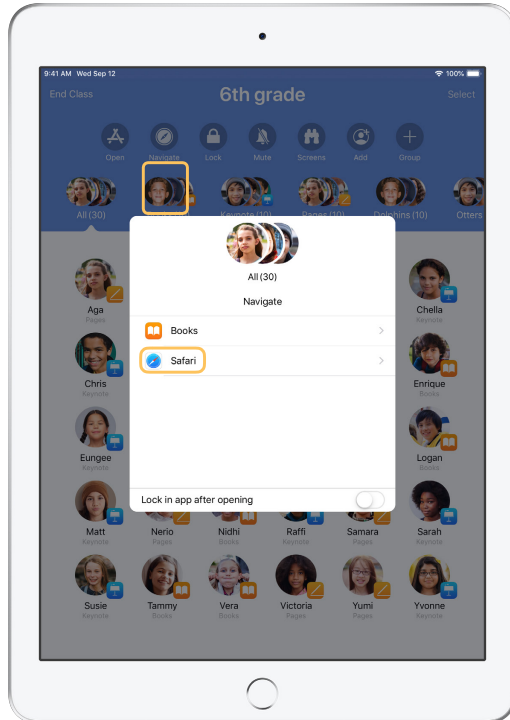


The app now opens on every student's iPad.

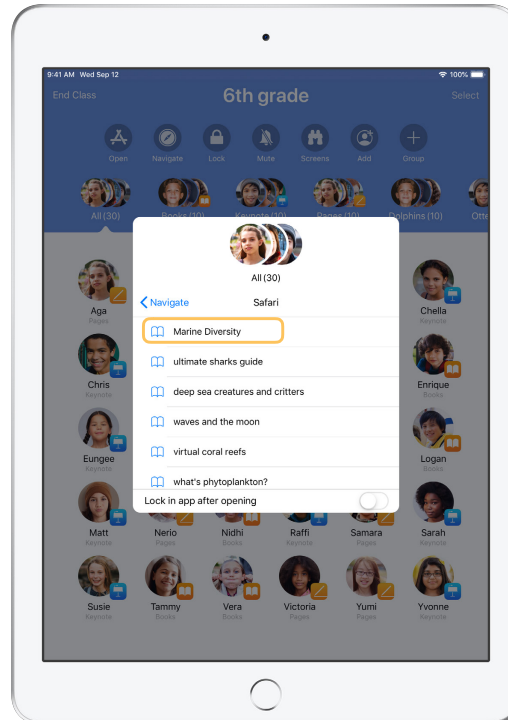
Tap Done, or follow along by opening the app on your iPad.

Navigate to specific content.

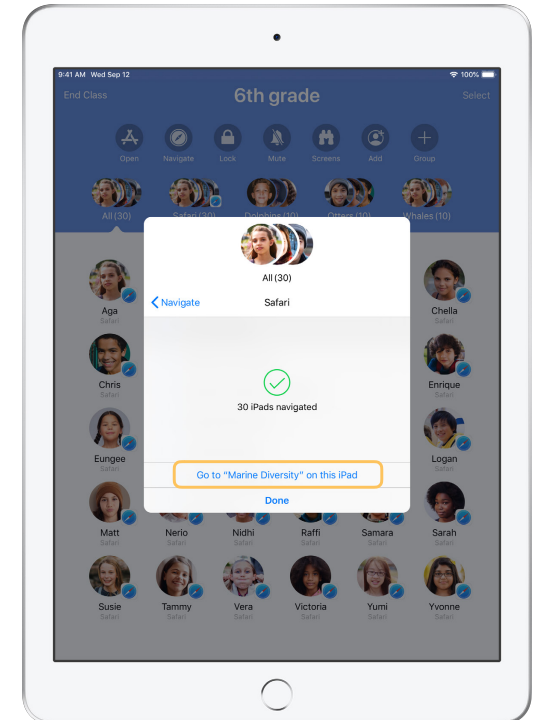
Classroom lets you navigate students to resources within Apple Books, iTunes U, and Safari, such as a specific web page using a bookmark, posts and materials in iTunes U courses, or a chapter in a book.



Tap Navigate, then select Safari from the list of options.



Select the bookmark that you'd like the class to view.

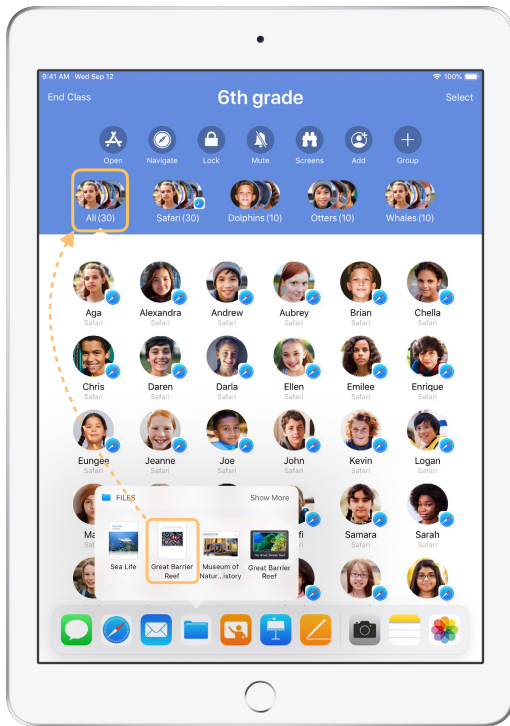


The entire class has now been navigated to that bookmark in Safari.

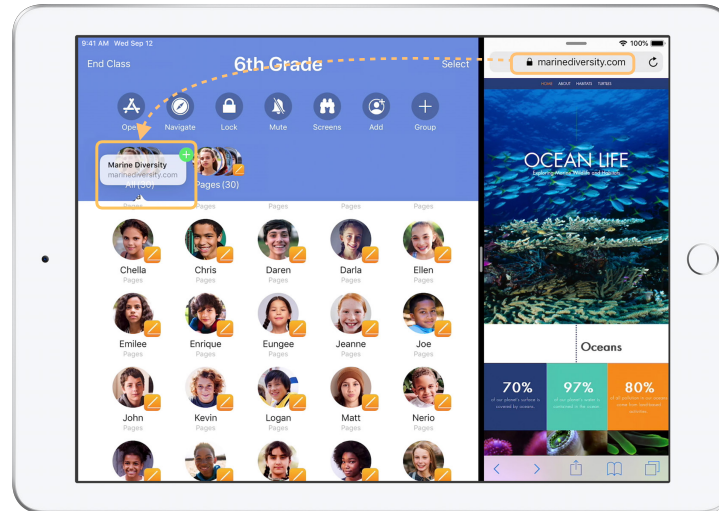
Tap Done, or follow along by opening the web link on your device.

Share documents.

Classroom works together with iOS Multitasking to provide an easy way to share files with your students, such as worksheets, presentations, or photos and videos.

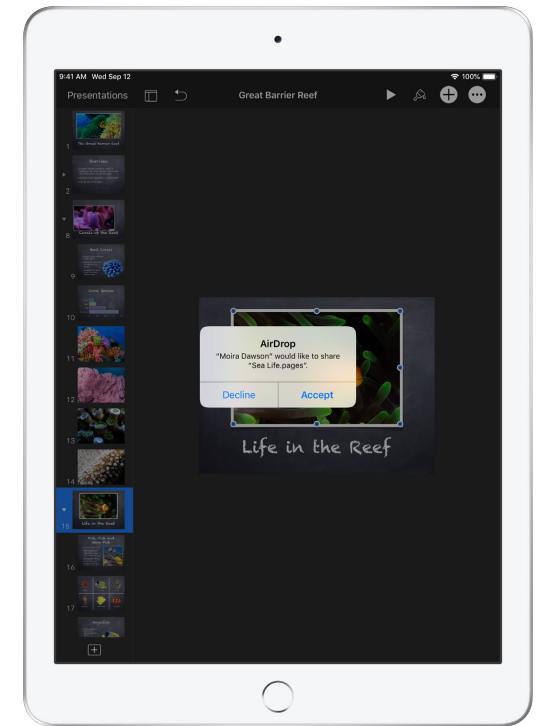


Swipe up from the bottom of the screen to bring up the Dock. Touch and hold the Files app to see recent documents. Then drag a document to a single student, a group, or all students.



Or open any app side by side with Classroom to drag documents or links to students.

Student View



Instruct your students to accept the document you are sharing.

Students can then select the appropriate app to open and save your shared document.

The document will be saved on each student's iPad.

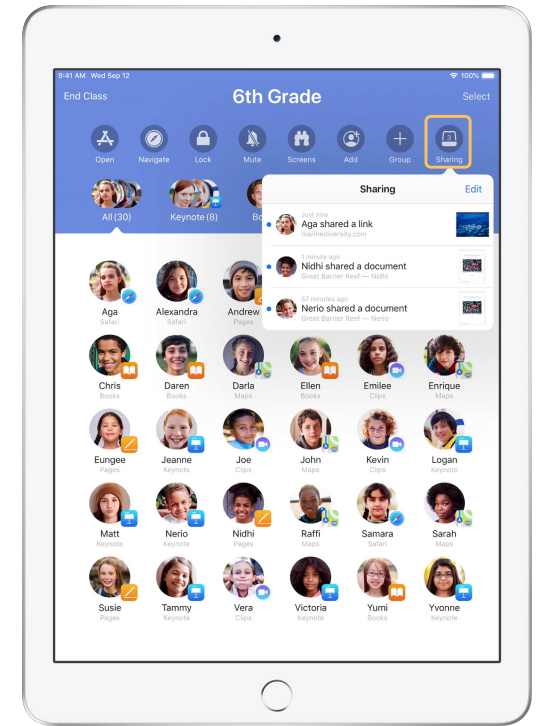
Receive documents.

The Classroom app allows you to see documents and links that students share with you.

Student View



Tap the notification to open the Classroom app and review the shared documents.

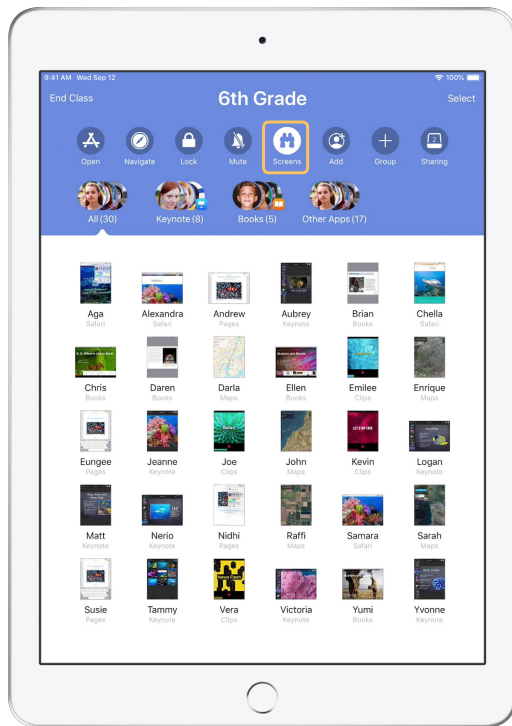


Tap Sharing to see a list of all shared items, then select the item you want to review to open it in the appropriate app.

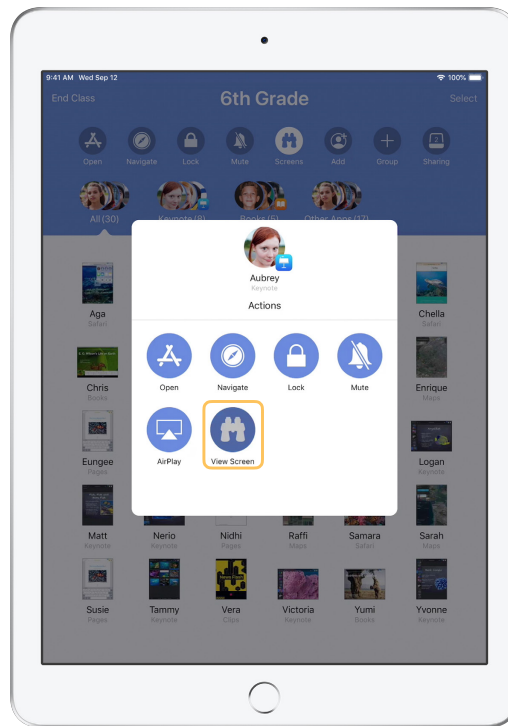
Shared documents will be saved on your iPad or Mac once you open them.

See what your students see with Screen View.

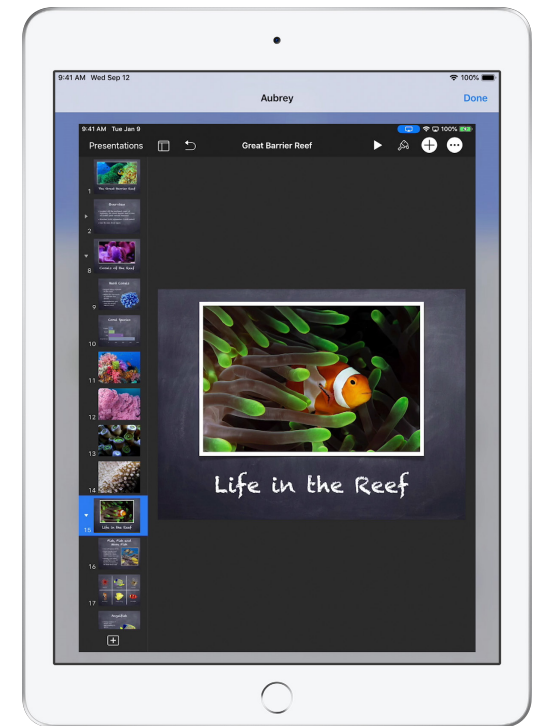
View any student's screen directly on your device. Check in and see how students are progressing through an assignment or a quiz.



Tap Screens to view each student's screen. This feature can be disabled if needed.



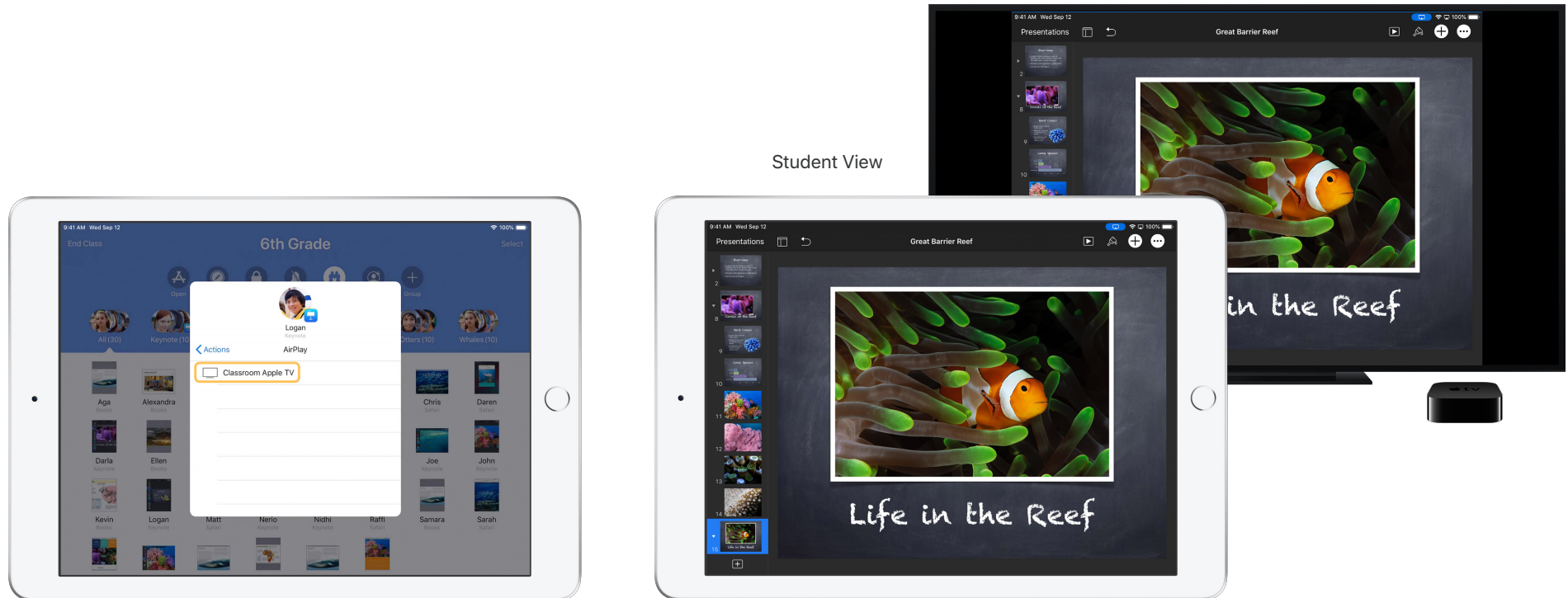
To view a specific student's screen, select the student and tap View Screen.



Students will know that you are monitoring their screen when they see the blue indicator in the status bar.

Share student work on the big screen.

If your classroom has Apple TV, you can mirror any student's screen to your TV monitor or projector. It's a great way to highlight student work, encourage collaboration, and keep everyone involved.



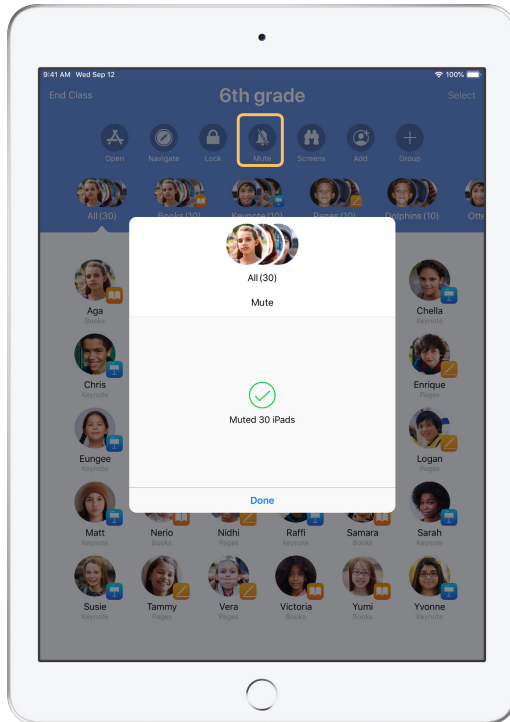
In the Actions list, select AirPlay to project a student's screen using Apple TV. Then select the appropriate Apple TV from the list.

The student's screen will be displayed on the Apple TV that you selected.

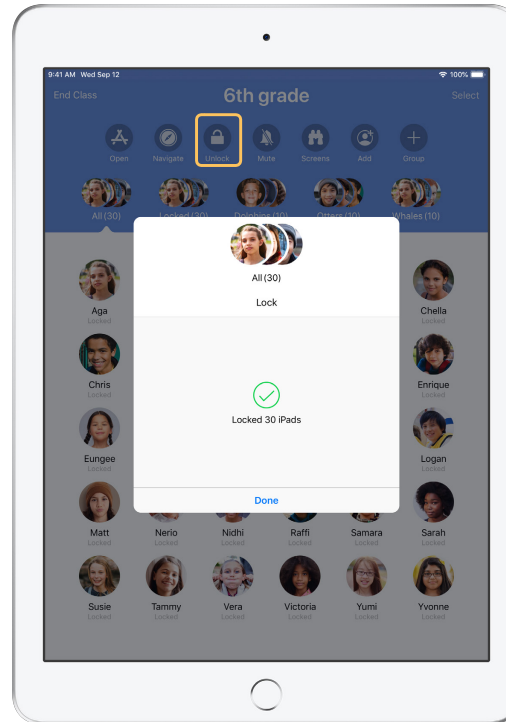
Mute the sound and lock the screen.

If the sound on a student's iPad becomes distracting for the rest of the class, you can mute individual or all devices. To get everyone's attention, you can also lock each iPad in your class, which might be helpful during an important announcement or activity.

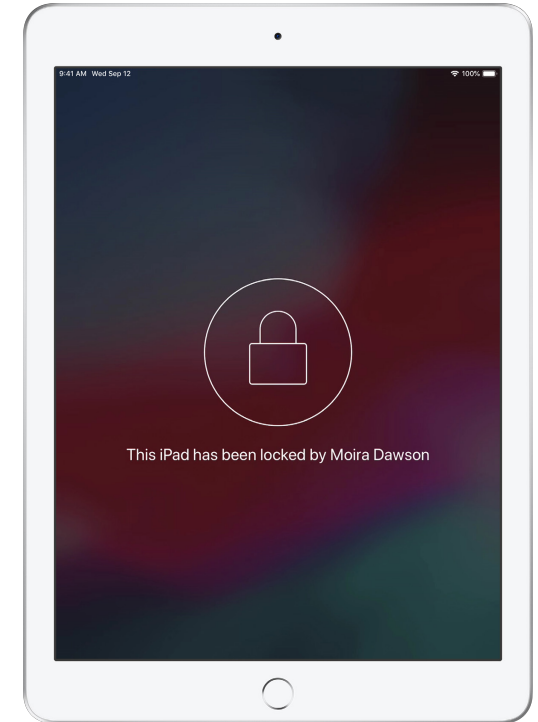
Student View



Select a student, a group of students, or your entire class, then tap Mute to mute the sound. The sound will be muted on student devices.



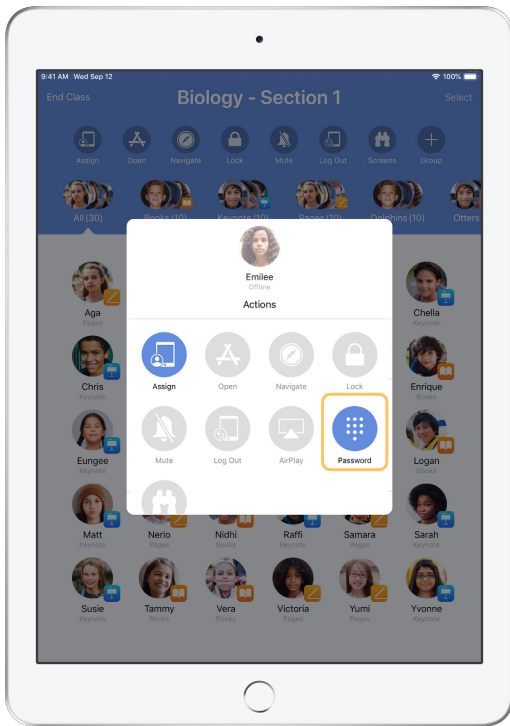
To lock devices, select a student, a group of students, or your entire class, then tap Lock. Tap Unlock to unlock devices.



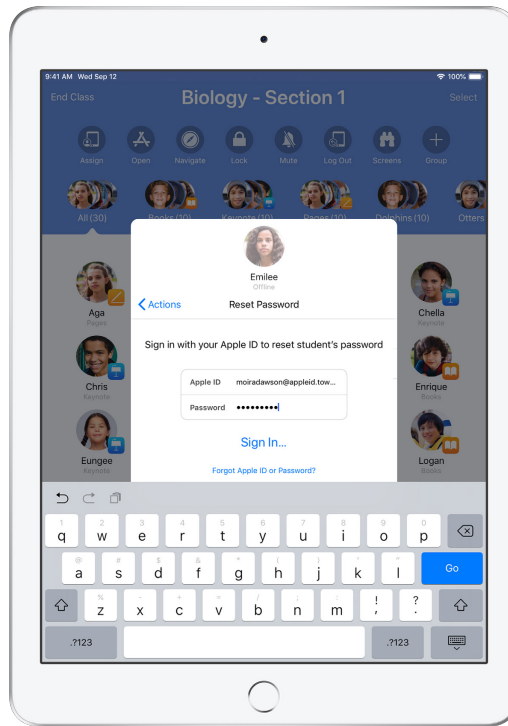
The screen will be locked on all student devices, and students will not be able to access them until the devices are unlocked again.

Reset student passwords.

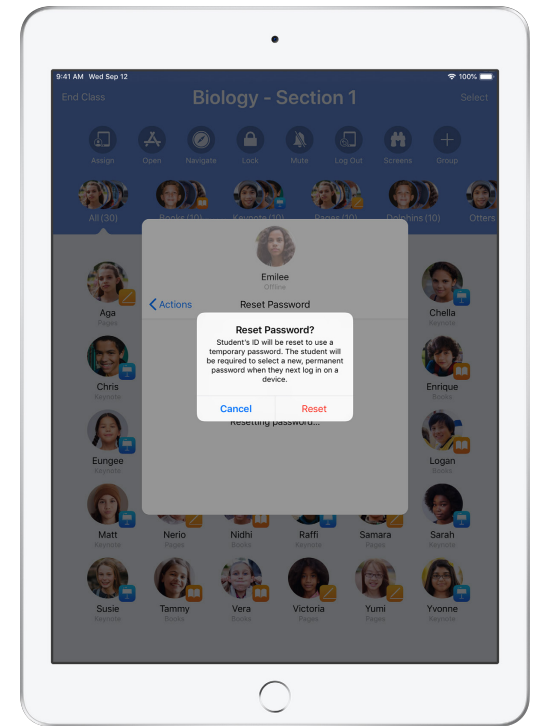
If your school is using Managed Apple IDs, you can use the Classroom app to reset a student's Managed Apple ID password.



Tap the student name and select Password.



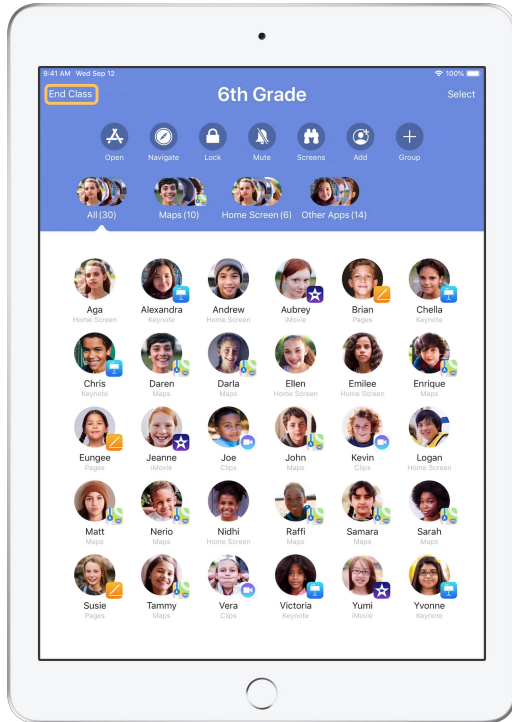
Enter your instructor Managed Apple ID and password and proceed with two-factor authentication, then click Done.



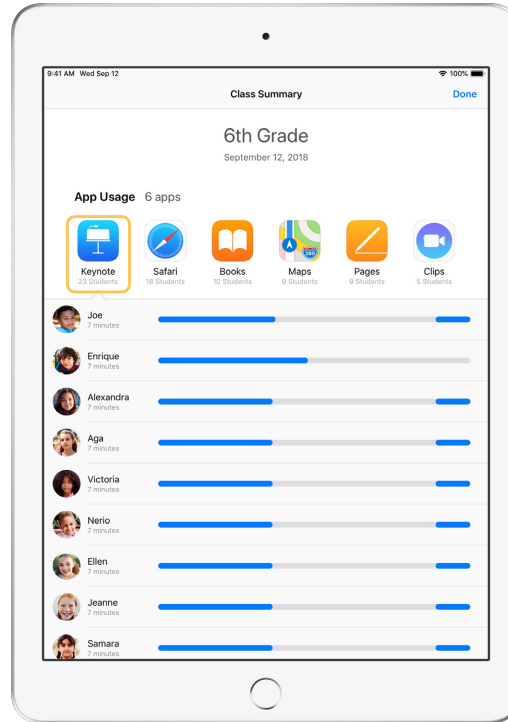
The student can now use a temporary password to log in to a shared iPad or their iCloud account on a different device, and set up a new password.

End class and see a Class Summary.

When class ends, you can easily stop controlling student devices and get an overview of your students' activity during class time. It's a great way to see what students worked on, and save documents you might have missed during class session.

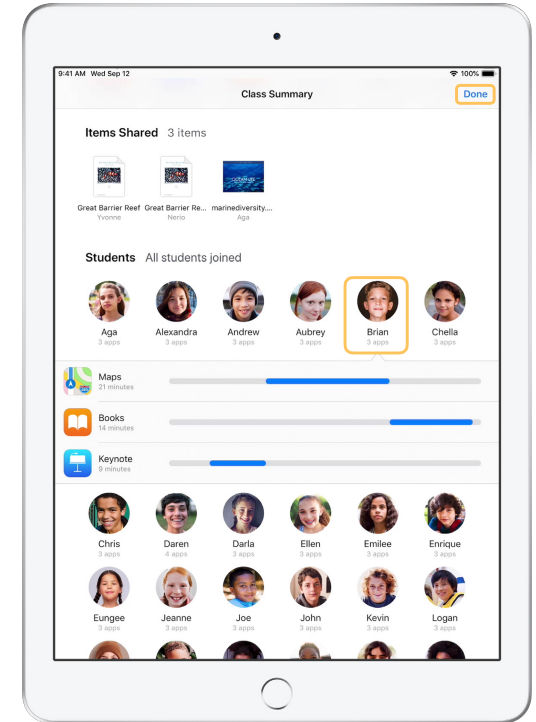


Tap End Class.



Class Summary provides an overview of the apps your students used. Tap any app icon to see which students used the app and for how long during class.

Tap any file or link in the Items Shared section to review and save them to your iPad.



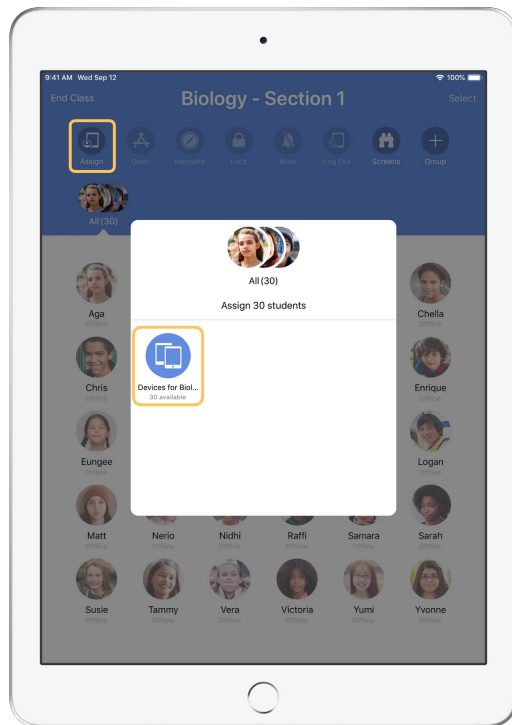
Tap any student name to see the apps they used during class.

Tap Done to exit the Class Summary. Student activity information and any unsaved shared items will be deleted.

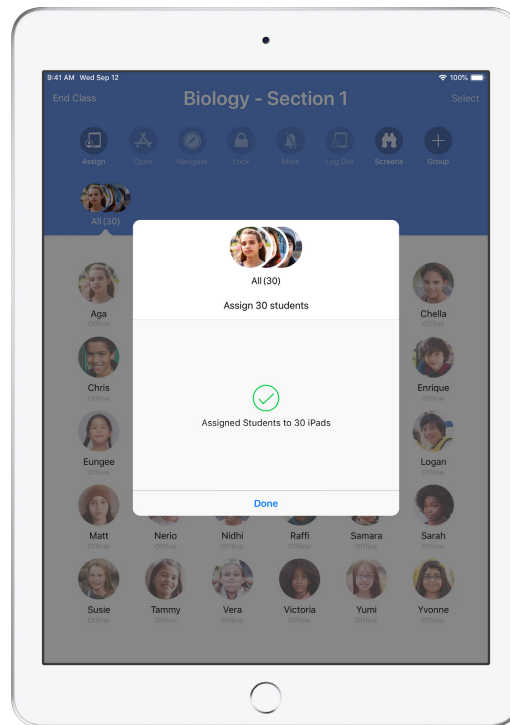
Classroom app returns to My Classes and you can no longer access student devices.

Assign students to shared iPad devices.

When Classroom is configured with MDM for use with Shared iPad, you can assign specific students to each iPad. Classroom determines whether a particular iPad has been assigned to a student before, and assigns the student to the same device. This enhances the student's experience by reducing the amount of data that needs to be downloaded.

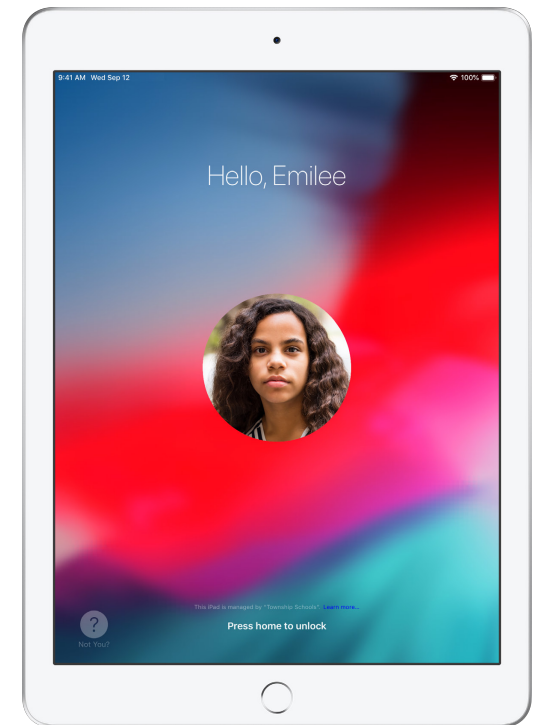


Tap Assign and select from the available devices.



The selected devices have now been assigned.

Student View

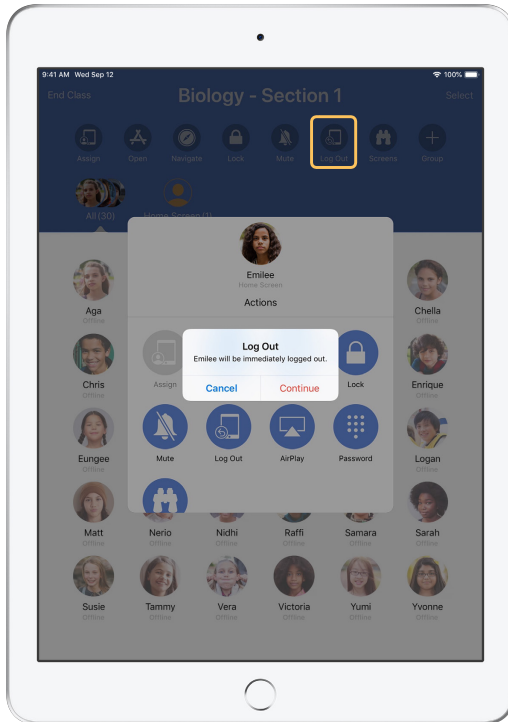


On each device, the assigned student will see their photo ID or initials, which makes it easy for students to find their device and log in.

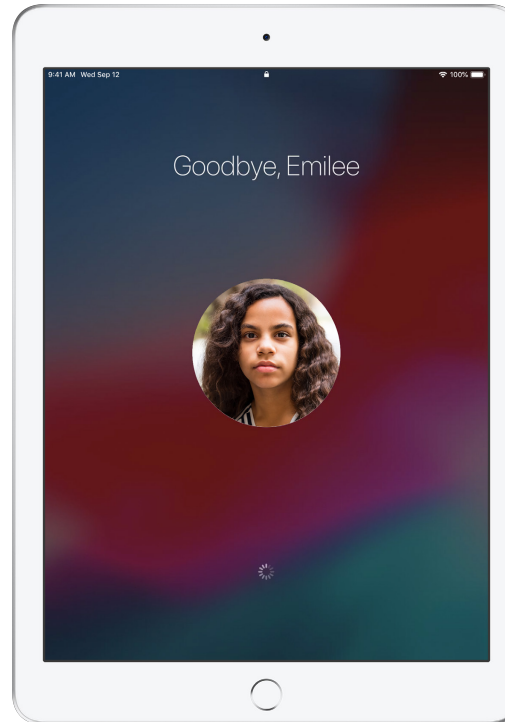
Log out of shared devices.

When class ends, you can log out students—a single student, a group of students, or your entire class. When students are logged out, any documents they were working on are synced to the cloud and are available the next time they log in.

Student View



Select a student, a group of students, or your entire class, then tap Log Out.



Students will be logged out of their devices, and their documents will be saved to the cloud.



TRAINING ON ECONTENT
IPAD TRAINING FOR FACULTIES
DATE OF TRAINING: 10.01.2019

Program Goals:

1. To use iPad effectively for teaching
2. To enable upgradation of teaching modalities
3. For using audio visual aids which will be readily available for students better understanding of the subject.
4. Use of classroom app for monitoring the students in class

Organizers:

1. Mr Sathish-IT head
2. Professionals from APPLE company
3. Dental faculty coordinator – Dr SreejaC, Dr Padmasree

Prerequisites:

The faculty was informed prior to download apps like – keynote, pages, numbers, iTunes, classroom app, and all basic apps.
Lecture hall 4 for arranged as the venue


Minutes of the program:

- First was the glimpse of the highly used app of class **keynote** where we view the Presentation made for us obtain maximum understanding and knowledge. Creating PPT for seven hours was considered to be there are diverse task before keynote now it's too smooth for us because of the option to create presentation.
- **Numbers and notes** made the work still more easier Where we can directly pay's details from browse the contents of Safari and and save it for future purpose .
- we definitely didn't know that **scanning** was so easy and was an inbuilt feature.
- **Screen Time** on site AB is a notable feature because at the end of the day we can evaluate ourselves whether we have used a time for some productive or creative work
- All **security features** was explained in detail
- Main attention of Of orientation was captured by **books app** where we can store books in the form of PDF we wear and out that we can download books from

library for studying and reading goals help us to asses our self every day we can set goals obtain stats on a performance and can compute our self.

- Then we entered the fun side where we learnt about **FaceTime** FaceTime app we took a really funny screenshots while talking and mastering editing it, saved in gallery for a lifetime memory
- **I movies** was quite a surprise no it was incredulous where we can create a full movie with beautiful moments of pictures compiled together. Pictures of culturals, competitions, many more contests. The best part was the trailer where we can design our own trailer in a desired way.
- **Overall – very informative and useful orientation was given.**




PRINCIPAL
CHETTINAD DENTAL COLLEGE &
RESEARCH INSTITUTE
RAJIV GANDHI SALAI
KELAMBAKKAM - 603 103.

TRAINING ON ECONTENT
IPAD TEACHING TRAINING FOR FACULTIES
DATE OF TRAINING: 18.01.2018

Program Goals:

1. To use iPad effectively for teaching
2. To enable upgradation of teaching modalities
3. For using audio visual aids which will be readily available for students better understanding of the subject.
4. Use of classroom app for monitoring the students in class

Organizers:

1. Mr Sathish-IT head
2. Professionals from APPLE company – Mr.Suresh
3. Dental faculty coordinator – Dr SreejaC, Dr Padmasree

Prerequisites:

The faculty was informed prior to download apps like – keynote, pages, numbers, iTunes, classroom app, and all basic apps.
Lecture hall 4 for arranged as the venue

Minutes of the program:

- The first lecture was given by Mr.Sathish who gave a glimpse of the highly used app of class **keynote** where we view the Presentation made for us to understand and gain knowledge about Creating PPT for seven.
- The next lecture was on the numbers and notes. It highlighted that **Numbers and notes** made the work still more easier where we can directly pay's details from browse the contents of Safari and and save it for future purpose .
- Points about **scanning** was emphasized which was very simple to use.
- **Screen Time** on site AB is a notable feature which was useful. At the end of the day we can evaluate ourselves whether we have used a time for some productive or creative work
- All **security features** was explained in detail
- Various details about **book apps and Face Time** was given by Mr.Suresh. **FaceTime app** was very funny and we took a really funny screenshots while talking and mastering editing it, saved in gallery for a lifetime memory

- **I movies** was quite a surprise no it was incredulous where we can create a full movie with beautiful moments of pictures compiled together. Pictures of culturals, competitions, many more contests. The best part was the trailer where we can design our own trailer in a desired way.
- **Overall – very informative and useful orientation was given.**




**PRINCIPAL
CHETTINAD DENTAL COLLEGE &
RESEARCH INSTITUTE
RAJIV GANDHI SALAI
KELAMBAKKAM - 603 103.**



Chettinad
Dental College & Research Institute

SEMINAR CUM E LEARNING WORKSHOP

TRAINING ON ECONTENT


Seminar cum workshop on E learning

Learning outcomes

1. Define & describe the various e learning tools available
2. Demonstrate blended classroom teaching
3. Application of various tools like - **DOCS,DRIVE, G-FORMS AND G-CLASSROOM**
4. Application of video editing software – Camtasia
5. Participation in webinars

The seminar & workshop conducted for faculty of Chettinad medical & dental college by the IQAC wing of CARE was to disseminate knowledge about E learning. The use of Information and communication tools for teaching has become indispensable in today's scenario. Before the actual workshop programme, all the delegates were asked to join various webinars in which interactive sessions were included. The study materials were also given prior to the programme to encourage flipped classroom. Regular questionnaires using goggle doc were also distributed. For the actual workshop, all the participants were expected to bring laptop which were connected with wifi and online assignments and exercises were completed. Various tools like G suite, Camtasia were demonstrated and live demos were given




**PRINCIPAL
CHETTINAD DENTAL COLLEGE &
RESEARCH INSTITUTE
RAJIV GANDHI SALAI
KELAMBAKKAM - 603 103.**

Overview of the program

Lectures on

- Introduction to e - Learning & Blended Learning Concept
- Moodle
- Webinar, Zoom etc
- Youtube video
- Use of Camtasia
- G suite
- Website development

Hands on activities

- Youtube video
- Develop Video Using Camtasia
- Develop a Website
- Use of G Suite
- Blended Class Room
Room Demonstration (Team Activity)

- *As we propose to give complete training on these, we are restricting the number of delegates. Hence registration will be on first come – first serve basis*
- *Pre conference study material will be sent through email to all registered participants*
- *Pre conference webinar will be conducted in the last week of March and participation in the webinar is mandatory*
- *All registered delegates should come with their Laptops and power cord.*

CME credit points awaited

Mode of payment of Registration Fee : Demand Draft / NEFT

Registration Fee Rs. 2500 /-, DD to be Drawn in favour of "Chettinad Hospital & Research Institute" Payable at Chennai / Net Banking : HDFC Bank, Kelambakkam Branch, A/C No: 20751450000028 , IFSC Code: HDFC 0002075.

Last date for registration : 15.03.2018

Click here for Online registration

For further details mail to: chettinadiqac@gmail.com

Hotels near the campus includes :

Southern Residency : gm@southernresidency.com
reservations@southernresidency.com

IBIS : h7057-re@accor.com

NOVOTEL : h7089-re@accor.com

Days Hotel : info@dayshotelchennaiomr.com

**CHETTINAD ACADEMY OF RESEARCH AND EDUCATION
SEMINAR CUM WORKSHOP ON E-LEARNING
6TH & 7TH OF APRIL 2018
ORGANIZED BY
INTERNAL QUALITY ASSURANCE CELL**

OBJECTIVE OF THE PROGRAM

- To familiarize on the e-Learning tools
- To provide hands on training on use of the e-Learning tools
- To introduce the Blended Learning concept

Program Schedule

Day 1		
8.30 - 9.15	Registration	
9.15 - 10.15	Introduction to e-Learning & Blended Learning Concept	Dr Sanjay Bedi Prof of Pathology, Adesh Institute of Medical Sciences Bhatinda Punjab
10.15 - 10.30	Inauguration	
10.30-10.45	Tea	
10.45 - 1.00	G-Suite - productivity and collaboration tolls	Dr. Chinmay Shah Associate Professor, Dept of Physiology, Government Medical College, Bhavnagar. Gujarat.
1.00 - 1.30	Lunch	
1.30- 3.45	Moodle open source learning platform	Dr (Lt Col) T Vijaya Sagar Prof. & Head - Anatomy, Sri Ramachandra Medical College, Porur, Chennai, Tamil nadu
Day 2		
9.00 - 10.15	The making of You tube video	Dr.Semmal Syed Meerasa Prof. & Head - Physiology, Sri Sathya Sai Medical College, Tiruporur, Tamil nadu
10.15 - 10.30	Tea	
10.30 - 11.30	Camtasia - multimedia authoring tool	Dr.Girija Sivakumar Prof of Anatomy, Karpaga Vinayaga Inst.of Med.Sci & RI, Maduranthagam, Tamil nadu
11.30 - 1.00	Webinar, Zoom, etc - for online audience, video & audio conferencing	Dr.Sanjay Bedi
1.00 - 1.30	Lunch	
1.30 - 3.30	Design of Website - step by step guide for beginners	Dr.D.C.Mathangi, Prof. of Physiology, Chettinad Hospital & Research Institute, Kelambakkam, Tamil nadu
3.30 - 4.00	Valedictory function	
Each session will be with 20 min lecture, followed by hands-on session Hands-on session will be supported by the resource persons as a team. IT department of CARE would be a part in the smooth co-ordination of the hands-on session		



Chettinad
Dental College & Research Institute

G FORM TRAINING

TRAINING ON ECONTENT

TRAINING ON USAGE OF G-FORM

DATE: 19.09.2017

Program Goals:

1. To use G Form effectively for obtaining student feedback
2. To enable upgradation of teaching modalities

Organizers:

- IT Department of Chettinad Dental College


Venue:

- 375 Auditorium

Program report:

- the faculties was initially given an introduction to G-Suite
- Faculties were trained to start making a form from - Google Forms app
- The following web link was used -docs.google.com/forms
- The faculty was asked to choose a template and start making a feedback form and post the link through whatsapp or mail to the respondents.
- And also training was given to check the summary and response
- Faculties were are also enlightened on snipping tool to take result and insert into a ppt.




**PRINCIPAL
CHETTINAD DENTAL COLLEGE &
RESEARCH INSTITUTE
RAJIV GANDHI SALAI
KELAMBAKKAM - 603 103.**

CHETTINAD DENTAL COLLEGE & RESEARCH INSTITUTE

G- FORM LINK


APPLICATION RECORD AFTER TRAINING

FEEDBACK FORM ON ENAMEL

[https://docs.google.com/forms/d/e/1FAIpQLSfOTHY0Xe4C91a7z8HNsIGW1_hZo_bJVwN-AKhuQxHe3bNrsg/viewform?usp=sf link](https://docs.google.com/forms/d/e/1FAIpQLSfOTHY0Xe4C91a7z8HNsIGW1_hZo_bJVwN-AKhuQxHe3bNrsg/viewform?usp=sf_link)

FEEDBACK ON EPITHELIAL PATHOLOGY

[https://docs.google.com/forms/d/e/1FAIpQLSc1u5klaQe6iAG7DUt0O458ZuG1k4M2cE5z2wX1O2wxDS01cA/viewform?usp=sf link](https://docs.google.com/forms/d/e/1FAIpQLSc1u5klaQe6iAG7DUt0O458ZuG1k4M2cE5z2wX1O2wxDS01cA/viewform?usp=sf_link)


PRINCIPAL
CHETTINAD DENTAL COLLEGE &
RESEARCH INSTITUTE
RAJIV GANDHI SALAI
KELAMBAKKAM - 603 103.

Timestamp	1: Faculty's mode of com. 2: Rate the punctuality of 3: Presentation material 4: Lecture delivery in a 5: Clarity in explaining doi 6: Important points and qs 7: Was the lecture task 8: Rate your freedom of 9: Rate your confidence in 10: Rate your understanding 11: Fair Score	Do You Have any in of Area of Confusion or Doubt in this chapter? If Yes, Kindly mention. Also include suggestions if any
12/19/2018 18:51:30	5 5 5 4 5 3 4	2:14:00 Very Good Nothing
12/19/2018 18:52:33	5 5 5 5 5 5 5	5:41:50 Excellent No
12/19/2018 18:52:44	5 5 5 5 5 5 5	4:41:50 Excellent Best teacher
12/19/2018 18:53:01	5 5 5 5 4 4 3	4:41:50 Excellent Clear and neat explanation
12/19/2018 18:54:24	3 5 2 4 4 3 3	4:21:40 Very Good Model of answer to present for examination
12/19/2018 18:54:42	5 5 3 3 3 4 3	2:21:40 Very Good No
12/19/2018 18:54:44	4 5 3 3 3 3 4	2:21:40 Very Good No
12/19/2018 18:57:43	3 4 4 3 3 4 4	2:20:00 Good No
12/19/2018 19:08:23	5 5 3 4 4 4 4	5:41:50 Excellent Diagrams in text book are not so clear, sir kindly send us diagrams of this chapter sir.
12/19/2018 19:02:08	2 5 2 4 3 5 5	5:21:40 Very Good Increase your voice, not still audible
12/19/2018 19:04:36	4 5 4 5 4 4 3	4:41:50 Excellent Can give notes or ppt for studying
12/19/2018 19:10:09	4 5 5 5 5 5 3	4:41:50 Excellent Sir, my request is plz summarize the topic that I have taken in previous lectures before starting the new ones
12/19/2018 19:11:44	5 5 5 5 5 5 5	5:41:50 Excellent No doubt sir
12/19/2018 19:16:54	4 5 4 5 4 4 3	3:21:40 Very Good Presentation was good
12/19/2018 19:18:03	3 5 5 4 4 5 4	3:41:50 Excellent Clarity of the voice tone can be improved
12/19/2018 19:20:42	3 4 4 4 4 4 3	4:21:40 Very Good Please see our performance and grade us sir so that we can shine or atleast we can improve sir. We all respect you sir
12/19/2018 19:21:08	5 5 5 5 5 5 5	5:41:50 Excellent No
12/19/2018 19:55:12	5 5 5 4 4 3 4	4:41:50 Excellent Great Lectures Sir !! Please slow down a bit. May be at some specific important points :)
12/19/2018 19:58:24	5 5 3 4 4 4 4	2:21:40 Very Good Sir, ur class is interesting but it's difficult for us to continuously listen to u. Make ur class more interesting sir.
12/19/2018 19:59:36	5 5 3 5 5 5 5	4:41:50 Excellent Sir plz make ur notes as ppt it will be much more useful for us to look while listening to class we missing some points to copy
12/19/2018 20:00:59	4 5 4 5 4 4 5	2:21:40 Very Good Sir plz add some notes/impr points in slides for easy understanding, its bit difficult to take all the notes in class
12/19/2018 20:01:16	4 5 4 5 4 4 4	4:41:50 Excellent Sir, ur class is interesting but it's difficult for us to continuously listen to u. Make ur class more interesting sir.
12/19/2018 20:05:53	5 5 5 5 5 5 5	5:41:50 Excellent The class was very interesting and was taught in an innovative way with a lot of real life examples.
12/19/2018 20:05:59	5 5 4 4 4 5 4	4:41:50 Excellent Classes are really interesting, can guide us in carrying classes also to improve us all we have a huge respect for u sir
12/19/2018 20:11:25	5 5 5 4 4 4 5	5:41:50 Excellent Classes are good and interesting.
12/19/2018 20:11:37	4 5 5 4 4 4 4	4:41:50 Excellent Good
12/19/2018 20:17:50	4 5 3 3 3 4 3	2:21:40 Very Good Lecture was really boring
12/19/2018 20:36:12	5 5 5 5 5 5 5	4:41:50 Excellent It would be nice if its in mms so that we will be able to read extra points whatever is not in textbook and diagrams also
12/19/2018 20:39:46	4 5 4 5 5 4 4	5:41:50 Excellent Sir we are sincere in attending the class but in some circumstances we couldn't reach on the exact time plz forgive us, even we don't want the attendance (if we late) but plz allow
12/19/2018 20:39:48	4 5 3 5 4 3 3	3:41:50 Very Good I feel like the lecture is taken throughout in the same tone and it would be better if the voice control part is relaxed.
12/19/2018 21:04:52	5 5 5 5 5 4 5	5:41:50 Excellent Sir Your classes are well and good. But we need to some time to raise between 2 hours. Other than that there is no disadvantages. All classes are good
12/19/2018 22:11:54	5 5 5 5 5 5 5	4:41:50 Excellent No confusion sir
12/19/2018 23:01:13	4 5 4 5 5 4 4	3:41:50 Excellent Sir plz give imp question notes
12/20/2018 0:05:35	4 5 4 4 5 5 4	5:41:50 Excellent The diagrams can be made little clear
12/20/2018 7:16:54	5 5 5 4 4 4 4	5:41:50 Excellent No
12/20/2018 8:18:36	5 5 4 5 5 5 5	5:41:50 Excellent No doubts to be clarified
12/20/2018 10:40:47	4 5 5 4 5 4 2	3:21:40 Very Good Little fast
12/20/2018 10:41:08	5 5 5 5 5 5 5	5:41:50 Excellent No
12/20/2018 10:42:21	4 5 4 4 4 4 4	4:41:50 Excellent Teaching is good
12/20/2018 10:43:58	4 5 5 5 3 3 4	4:21:40 Very Good Give An Interval Between The Lecture
12/20/2018 10:45:38	2 4 4 3 3 3 3	3:21:40 Very Good The class should be more interesting, I'm feeling so sleepy in the class. Continuous 2 hours of Class is so boring. And I also request you to change it to 1 hour
12/20/2018 10:50:02	5 5 3 5 5 4 5	4:41:50 Excellent Your classes are really very good....
12/20/2018 10:51:48	5 5 5 4 5 3 3	4:41:50 Excellent Good
12/20/2018 11:48:30	5 5 3 4 5 2 4	4:21:40 Very Good The class could be with more diagrams
12/20/2018 14:10:20	5 5 3 3 4 3 5	4:41:50 Excellent The
12/20/2018 16:05:59	5 5 4 4 4 4 4	4:41:50 Excellent Plz keep text sir...
12/20/2018 16:07:22	5 5 5 4 4 4 4	5:41:50 Excellent Plz keep text sir...
12/20/2018 16:09:59	5 5 5 4 4 5 4	4:41:50 Excellent Can add some important points in ppt
12/20/2018 16:11:56	5 5 5 5 5 4 4	4:41:50 Excellent No
12/20/2018 16:14:28	3 5 3 3 3 2 3	3:21:40 Very Good Speed of class can be increased
12/20/2018 16:14:58	4 5 3 3 3 3 2	3:21:40 Very Good Class can be made more interesting
12/20/2018 16:18:04	5 5 5 5 5 4 5	4:41:50 Excellent Sir the way u explain things makes us to understand better sir, even when we forget things your examples come to my mind it's easy for us to remember than u sir
12/20/2018 16:22:41	4 5 4 4 4 4 4	4:41:50 Excellent The class is interesting
12/20/2018 16:25:05	5 5 5 5 5 5 5	4:41:50 Excellent No doubt
12/20/2018 16:25:15	5 5 5 4 4 5 4	4:41:50 Excellent Sir we need break in between sir...
12/20/2018 16:30:46	4 5 4 5 4 5 4	5:41:50 Excellent The class was interesting
12/20/2018 16:39:32	4 4 3 4 5 3 3	3:21:40 Very Good Nothing
12/20/2018 17:17:16	5 5 5 5 5 5 5	5:41:50 Excellent I could understand clearly
12/20/2018 18:47:33	5 5 5 5 5 5 4	5:41:50 Excellent Class was nice
12/20/2018 20:44:49	4 5 4 5 4 4 4	5:41:50 Excellent The class was well understood and was interesting.
12/20/2018 0:57:08	4 5 5 5 5 5 5	4:41:50 Excellent Interesting lectures explained with examples that can be remembered well
12/21/2018 8:39:59	4 4 4 4 4 4 4	4:21:40 Very Good More classes we need sir
12/21/2018 8:37:33	5 5 5 5 5 5 5	5:41:50 Excellent Everything perfect
12/21/2018 8:37:53	5 5 5 5 5 5 5	5:41:50 Excellent No
12/21/2018 8:38:07	5 5 5 5 4 4 4	4:41:50 Excellent The lecture can be little louder
12/21/2018 8:38:17	3 4 4 2 4 3 4	2:21:40 Very Good Good
12/21/2018 8:38:29	5 5 5 5 5 5 5	5:41:50 Excellent Nothing
12/21/2018 8:38:39	4 4 3 2 3 4 4	2:21:40 Very Good In mms can give little more important notes
12/21/2018 8:39:03	2 5 3 4 5 4 5	4:41:50 Excellent Voice can be audible
12/21/2018 8:39:58	4 5 5 4 5 4 4	4:41:50 Excellent Add notes in ppt
12/21/2018 8:39:59	3 5 3 5 5 4 3	1:21:40 Very Good No
12/21/2018 8:40:11	4 5 3 4 3 4 4	4:21:40 Very Good No
12/21/2018 8:39:13	5 5 5 5 4 5 5	5:41:50 Excellent Good class
12/21/2018 8:39:27	5 5 3 4 5 4 3	3:41:50 Excellent Good...
12/21/2018 8:39:50	3 5 4 3 3 3 2	3:21:40 Very Good Good teaching
12/21/2018 8:40:16	5 5 4 4 2 3 4	3:21:40 Very Good No confusion
12/21/2018 8:40:19	4 5 4 5 4 5 4	5:41:50 Excellent Nice
12/21/2018 8:40:19	4 5 4 3 3 3 3	3:21:40 Very Good All are good
12/21/2018 8:40:19	5 5 5 5 4 5 4	4:41:50 Excellent Good
12/21/2018 8:40:41	4 5 5 4 5 5 4	5:41:50 Excellent We want more classes sir
12/21/2018 8:41:00	5 5 4 4 5 4 5	4:41:50 Excellent Excellent
12/21/2018 8:41:02	4 5 4 5 4 5 3	3:41:50 Excellent We want some more classes for this topic
12/21/2018 8:41:34	5 5 4 5 4 5 4	5:21:40 Very Good Class could be more interesting
12/21/2018 8:41:35	5 5 5 5 5 5 5	5:41:50 Excellent No doubt sir
12/21/2018 8:41:55	4 4 4 3 4 3 4	4:21:40 Very Good Class was interactive and informative
12/21/2018 8:42:07	4 5 4 5 3 4 4	4:41:50 Excellent Nothing
12/21/2018 8:42:21	5 5 5 5 5 5 5	5:41:50 Excellent No have no doubts
12/21/2018 8:42:53	4 4 5 4 5 4 5	4:41:50 Excellent Good
12/21/2018 8:43:29	5 5 4 5 4 4 4	2:21:40 Very Good More diagrams should be added
12/21/2018 8:43:11	4 4 4 4 5 4 4	3:21:40 Very Good Sir add some notes in ppt
12/21/2018 8:43:24	5 5 4 4 3 5 4	3:41:50 Excellent The sessions are bit long(2 hours). Will be nice if best benches are given a chance to sit in the front benches at least for a few classes(sometimes we feel we don't belong to the class)
12/21/2018 8:46:59	3 3 3 3 3 3 3	2:21:40 Very Good Plz contact fast
12/21/2018 8:47:59	5 5 5 5 5 5 5	5:41:50 Excellent No doubt sirrrrr
12/21/2018 8:46:27	5 5 5 5 5 5 5	5:41:50 Excellent Very good
12/21/2018 8:50:08	4 5 5 4 4 4 4	4:41:50 Excellent Nothing
12/21/2018 8:54:01	5 5 4 4 4 4 4	4:41:50 Excellent Plz add some notes on ppt
12/21/2018 10:03:37	3 5 5 4 3 2 4	4:41:50 Excellent No
12/21/2018 13:33:01	5 5 4 5 5 5 5	4:41:50 Excellent All classes are good and we need break between class
12/21/2018 16:24:10	4 5 3 2 4 4 4	3:21:40 Very Good Class can be little more interesting
12/21/2018 16:24:43	5 5 3 4 4 3 4	3:41:50 Excellent Diagrams are awesome but we also need some colourful ppt structures


Timestamp	1. Faculty's mode of com	2. Rate the punctuality of	3. Presentation material (i	4. Lecture delivery in a se	5. Clarity in explaining do	6. Important points and q	7. Was the lecture taken i	8. Rate your freedom of e	9. Rate your confidence i	10. Rate your understand	Total Score	Do You Have any in area of Confusion or doubt in this chapter? If Yes, Kindly mention. Also include suggestions if any
1/17/2019 15:51:21	5	4	5	4	4	4	5	4	5	4	4.41:50: Excellent	Lecture must be spaced and taken for a long period
1/17/2019 15:51:43	5	4	4	4	4	4	4	4	3	3.21:40: Very Good	Break inbetween lectures	
1/17/2019 15:54:20	5	5	5	5	5	5	5	5	5	5.41:50: Excellent	No	
1/17/2019 15:57:51	4	4	4	4	4	4	4	4	4	4.21:40: Very Good	No doubtless	
1/17/2019 15:58:13	5	4	5	5	5	5	5	3	5	4.41:50: Excellent	NI	
1/17/2019 16:00:22	4	3	5	5	4	5	5	5	4	4.41:50: Excellent	Lecture was good	
1/17/2019 16:04:39	5	5	5	5	5	5	5	5	5	5.41:50: Excellent	Very nice lecture and videos are interesting...	
1/17/2019 16:09:27	4	4	5	4	3	4	3	3	4	4.21:40: Very Good	None	
1/17/2019 16:11:52	4	2	5	5	4	5	5	5	5	5.41:50: Excellent	The lecture was understanding and knowledge gaining	
1/17/2019 16:13:09	5	4	5	4	3	3	2	2	4	3.6:20: Good	No suggestion	
1/17/2019 16:19:28	5	3	5	5	5	5	5	5	4	4.41:50: Excellent	Lecture was good	
1/17/2019 16:19:43	4	4	4	4	4	4	3	4	4	4.21:40: Very Good	Important questions can be highlighted	
1/17/2019 16:20:37	5	4	5	5	4	4	5	5	4	4.41:50: Excellent	Question from exam point of view can be little more focused	
1/17/2019 16:22:24	4	4	4	4	4	4	5	4	4	4.21:40: Very Good	The class was good	
1/17/2019 16:25:42	5	4	5	5	5	5	5	5	5	5.41:50: Excellent	Class was good and interactive, we were able to understand the topics	
1/17/2019 16:40:06	3	3	3	3	3	3	3	3	3	3.21:40: Very Good	Break time is needed	
1/17/2019 16:46:45	4	4	4	4	4	4	4	4	4	4.41:50: Excellent	NI	
1/17/2019 17:21:47	5	5	5	5	5	5	5	5	5	5.41:50: Excellent	NI	
1/17/2019 18:06:21	5	4	4	5	5	5	5	5	4	4.41:50: Excellent	No doubts.	
1/17/2019 20:13:11	5	5	5	5	5	5	5	5	4	4.41:50: Excellent	Everything is extremely clear	
1/17/2019 20:17:29	5	5	5	5	4	4	5	5	5	5.41:50: Excellent	No confusion...	
1/17/2019 21:18:52	5	5	5	5	4	4	5	5	4	5.41:50: Excellent	Good class	
1/17/2019 21:28:09	4	4	5	5	5	5	4	4	4	4.41:50: Excellent	Flow charts are more interesting than PPT	
1/17/2019 22:03:21	3	2	5	4	2	3	3	5	3	2.6:20: Good	No	



Chettinad
Dental College & Research Institute

**NUMBER OF TEACHERS TRAINED FOR DEVELOPMENT AND DELIVERY OF
e- CONTENT**


YEAR	NO OF TEACHERS	NO OF TEACHERS TRAINED FOR ECONTENT/ E COURSES
2014-15	59	59
2015-16	59	59
2016-17	59	59
2017-18	59	59
2018-19	59	59


PRINCIPAL
**CHETTINAD DENTAL COLLEGE &
RESEARCH INSTITUTE**
RAJIV GANDHI SALAI
KELAMBAKKAM - 603 103.



Chettinad
Dental College & Research Institute

S.NO	DATE	NAME OF PROGRAM	DEPARMENT	NO.OF REGISTRATIONS
1	9.9.14	TRAINING ON – LEARNING MANAGEMENT SYSTEM	IT DEPARTMENT	59
2	10.9.15	TRAINING ON – LEARNING MANAGEMENT SYSTEM	IT DEPARTMENT	59
3	16.9.16	TRAINING ON – LEARNING MANAGEMENT SYSTEM	IT DEPARTMENT	59
4	19.9.17	TRAINING ON USAGE OF GOOGLE FORMS	IT DEPARTMENT	59
5	18.1.2018	I PAD TEACHING TRAINING TO ALL STAFFS	IT DEPARTMENT AND APPLE DISTRIBUTOR	59
6	6.4.2018 to 7.4.2018	SEMINAR CUM WORKSHOP ON E LEARNING	IQAC AND IT DEPARTMENT	59
7	10.1.19	I PAD TEACHING TRAINING TO ALL STAFFS	IT DEPARTMENT AND APPLE DISTRIBUTOR	59


PRINCIPAL
CHETTINAD DENTAL COLLEGE &
RESEARCH INSTITUTE
RAJIV GANDHI SALAI
KELAMBAKKAM - 603 103.



Chettinad
Dental College & Research Institute

TRAINING ON E LEARNING/E CONTENT			
TITLE OF PROGRAM : TRAINING ON LEARNING MANAGEMENT SYSTEM			
DATE: 09.09.2014			
		NO.OF REGISTRATIONS- 59	
S. No	Name of the full time teacher	Designation	Name of the department
1	Dr. Jagannatha GV	Professor	Public Health Dentistry
2	Dr.Nagappan N	MDS Lecturer	Public Health Dentistry
3	Dr.Prabhu S	MDS Lecturer	Public Health Dentistry
4	Dr. Dinesh Damodharan	MDS Lecturer	Public Health Dentistry
5	Dr.Naveen B	Asst. Professor	Public Health Dentistry
6	Dr.Eazhil R	Reader	Prosthodontics
7	Dr.Khalid.G	Reader	Prosthodontics
8	Dr. Arun Kumar B	Reader	Prosthodontics
9	Dr.Sridharan R	Professor	Prosthodontics
10	Dr. Deepak K	MDS Lecturer	Prosthodontics
11	Dr.Peter John	MDS Lecturer	Prosthodontics
12	Dr.Saritha M K	MDS Lecturer	Prosthodontics
13	Dr. Shanmugam	Reader	Periodontics
14	Dr.Anitha V	Professor	Periodontics
15	Dr. V Shiva Kumar	Professor	Periodontics
16	Dr.Ashwath B	MDS Lecturer	Periodontics
17	Dr.Meena Priya	MDS Lecturer	Periodontics
18	Dr.Dayasrinivasan	Reader	Pedodontics
19	Dr.Senthil D	Reader	Pedodontics
20	Dr. Joe Louis C	Professor	Pedodontics
21	Dr. Senthil Eagappan A. R	MDS Lecturer	Pedodontics
22	Dr.Rekka Prabhakaran	MDS Lecturer	Pedodontics

23	Dr. Annamalai PR	Reader	Orthodontics
24	Dr.Venkateswaran S	Professor	Orthodontics
25	Dr. Yamini J	MDS Lecturer	Orthodontics
26	Dr.Divyaloganathan	MDS Lecturer	Orthodontics
27	Dr.S. Saravana Kumar	Asst. Professor	Orthodontics
28	Dr. Jagat Reddy R.C	Professor	Oral Medicine and Radiology
29	Dr.Seetha Lakshmi C	MDS Lecturer	Oral Medicine and Radiology
30	Dr.Karpagavalli	Asst. Professor	Oral Medicine and Radiology
31	Dr. S. Sathish	Reader	Oral Medicine & Radiology
32	Dr.Christeffi Mabel R	MDS Lecturer	Oral Medicine & Radiology
33	Dr.S Vijay Parthiban	Reader	Oral and Maxillofacial Surgery
34	Dr.Alagappan M	Professor	Oral and Maxillofacial Surgery
35	Dr. Rajesh P	Principal	Oral and Maxillofacial Surgery
36	Dr.Semmia M	MDS Lecturer	Oral and Maxillofacial Surgery
37	Dr. Sathish Muthukumar R	Professor	Oral and Maxillofacial Pathology
38	Dr.Nachiammai	MDS Lecturer	Oral and Maxillofacial Pathology
39	Dr.Sriram K	MDS Lecturer	Oral and Maxillofacial Pathology
40	Dr.Aesha	MDS Lecturer	Oral and Maxillofacial Pathology
41	Dr.SandhyaArunkumar	Asst. Professor	Oral and Maxillofacial Pathology
42	Dr.Mahathi N	MDS Lecturer	Oral and Maxillofacial Surgery
43	Dr.Samyuktha H	MDS Lecturer	Oral and Maxillofacial Surgery
44	Dr.Neetha Abraham	BDS Lecturer	Dentistry
45	Dr.Visalakshi R	BDS Lecturer	Dentistry
46	Dr.Alen Richard	BDS Lecturer	Dentistry
47	Dr.ShymaHijam	BDS Lecturer	Dentistry
48	Dr. Swetha K	BDS Lecturer	Dentistry
49	Dr.Ajoy Kumar S	BDS Lecturer	Dentistry
50	Dr. Reshma M	BDS Lecturer	Dentistry
51	Dr. Anand Raj Paul J	BDS Lecturer	Dentistry
52	Dr. Sandeep Mallya	BDS Lecturer	Dentistry
53	Dr. CV Senthil Kumar	BDS Lecturer	Dentistry
59	Dr. Bharani R	BDS Lecturer	Dentistry

54	Dr. Anupama Ramachandran	Reader	Conservative Dentistry
55	Dr. Senthil Kumar K	Professor	Conservative Dentistry
56	Dr. Deepalakshmi	MDS Lecturer	Conservative dentistry
57	Dr. Deepa D	MDS Lecturer	Conservative Dentistry
58	Dr. Sada Siva K	Asst. Professor	Conservative Dentistry



TRAINING ON E LEARNING/E CONTENT			
TITLE OF PROGRAM : TRAINING ON LEARNING MANAGEMENT SYSTEM			
DATE: 10.09.2015			
S. No	Name of the full time teacher	Designation	Name of the department
1	Dr. Jagannatha GV	Professor	Public Health Dentistry
2	Dr. Nagappan N	MDS Lecturer	Public Health Dentistry
3	Dr. Prabhu S	MDS Lecturer	Public Health Dentistry
4	Dr. Dinesh Dhamodhar M	MDS Lecturer	Public Health Dentistry
5	Dr. Eazhil R	Reader	Prosthodontics
6	Dr. G. Khalid	Reader	Prosthodontics
7	Dr. Sridharan R	Professor	Prosthodontics
8	Dr. Deepak K	MDS Lecturer	Prosthodontics
9	Dr. Peter John	MDS Lecturer	Prosthodontics
10	Dr. Saritha MK	MDS Lecturer	Prosthodontics
11	Dr. Shanmugam	Reader	Periodontics
12	Dr. Anitha V	Professor	Periodontics
13	Dr. Ashwath B	MDS Lecturer	Periodontics
14	Dr. Meena Priya	MDS Lecturer	Periodontics
15	Dr. Dayasrinivasan	Reader	Pedodontics
16	Dr. Senthil D	Reader	Pedodontics
17	Dr. Joe Louis C	Professor	Pedodontics
18	Dr. Senthil Eagappan A. R	MDS Lecturer	Pedodontics
19	Dr. Divya Natarajan	MDS Lecturer	Pedodontics
20	Dr. Annamalai PR	Reader	Orthodontics
21	Dr. Venkateswaran S	Professor	Orthodontics
22	Dr. Yamini J	MDS Lecturer	Orthodontics
23	Dr. Divya Loganathan	MDS Lecturer	Orthodontics

24	Dr.Thailavathy V	MDS Lecturer	Orthodontics
25	Dr.S. Saravana Kumar	Asst. Professor	Orthodontics
26	Dr. S. Sathish	Reader	Oral Medicine & Radiology
27	Dr. Jagat Reddy R C	Professor	Oral Medicine & Radiology
28	Dr.Christeffi Mabel R	MDS Lecturer	Oral Medicine & Radiology
29	Dr. Seetha Lakshmi C	MDS Lecturer	Oral Medicine & Radiology
30	Dr.Alagappan M	Professor	Oral and Maxillofacial Surgery
31	Dr. Rajesh P	Principal	Oral and Maxillofacial Surgery
32	Dr.Semmia M	MDS Lecturer	Oral and Maxillofacial Surgery
33	Dr.Mahathi N	MDS Lecturer	Oral and Maxillofacial Surgery
34	Dr.Samyuktha H	MDS Lecturer	Oral and Maxillofacial Surgery
35	Dr. Sreeja C	Reader	Oral and Maxillofacial Pathology
36	Dr. Bhavna Pandey	Reader	Oral and Maxillofacial Pathology
37	Dr. Sathish Muthukumar R	Professor	Oral and Maxillofacial Pathology
38	Dr.Nachiammai	MDS Lecturer	Oral and Maxillofacial Pathology
39	Dr. Sriram K	MDS Lecturer	Oral and Maxillofacial Pathology
40	Dr.Aesha	MDS Lecturer	Oral and Maxillofacial Pathology
41	Dr. Sandhya Arunkumar	Asst. Professor	Oral and Maxillofacial Pathology
42	Dr.Neetha Abraham	BDS Lecturer	Dentistry
43	Dr. Ramya V	BDS Lecturer	Dentistry
44	Dr. Deepa K	BDS Lecturer	Dentistry
45	Dr.AyishaSiddiquaTamalcheri	BDS Lecturer	Dentistry
46	Dr. Martina KarunyaKavikuyil J	BDS Lecturer	Dentistry
47	Dr.ShruthySadanan	BDS Lecturer	Dentistry
48	Dr.Kanimozhi Krishnan NT	BDS Lecturer	Dentistry
49	Dr.Sivagami N	BDS Lecturer	Dentistry
50	Dr. Arsheen S	BDS Lecturer	Dentistry
51	Dr. Saurav Bhaduri	BDS Lecturer	Dentistry
52	Dr.Swetha K	BDS Lecturer	Dentistry
53	Dr. Deepa D	BDS Lecturer	Dentistry
54	Dr. Anand Raj Paul J	BDS Lecturer	Dentistry
55	Dr. Anupama Ramachandran	Reader	Conservative Dentistry
56	Dr. Senthil Kumar K	Professor	Conservative Dentistry
57	Dr.Sreeram SR	MDS Lecturer	Conservative Dentistry
58	Dr.Deepalakshmi	MDS Lecturer	Conservative Dentistry
59	Dr.Sada Siva K	Asst. Professor	Conservative Dentistry



TRAINING ON E LEARNING/E CONTENT			
TITLE OF PROGRAM : TRAINING ON LEARNING MANAGEMENT SYSTEM			
DATE: 16.09.2016			
S. No	Name of the full time teacher	Designation	Name of the department
1	Dr. Jagannatha GV	Professor	Public Health Dentistry
2	Dr.Nagappan N	MDS Lecturer	Public Health Dentistry
3	Dr.Prabhu S.	MDS Lecturer	Public Health Dentistry
4	Dr.DineshDhamodhar M	MDS Lecturer	Public Health Dentistry
5	Dr.Eazhil R	Reader	Prosthodontics
6	Dr.Sridharan R	Professor	Prosthodontics
7	Dr. Deepak K	MDS Lecturer	Prosthodontics
8	Dr.Padmasree S	MDS Lecturer	Prosthodontics
9	Dr. Shanmugam	Reader	Periodontics
10	Dr.Anitha V	Professor	Periodontics
11	Dr.Ashwath B	MDS Lecturer	Periodontics
12	Dr.Agila S	MDS Lecturer	Periodontics
13	Dr. Aishwarya D	MDS Lecturer	Periodontics
14	Dr.Meena Priya	MDS Lecturer	Periodontics
15	Dr.Dayasrinivasan	Reader	Pedodontics
16	Dr. Joe Louis C	Professor	Pedodontics
17	Dr. Senthil Eagappan A. R	MDS Lecturer	Pedodontics
18	Dr.Divya Natarajan	MDS Lecturer	Pedodontics
19	Dr. Annamalai PR	Reader	Orthodontics
20	Dr. Yamini J	MDS Lecturer	Orthodontics
21	Dr. Anjana Devi M S	MDS Lecturer	Orthodontics
22	Dr.Thailavathy V	MDS Lecturer	Orthodontics
23	Dr.S. Saravana Kumar	Asst. Professor	Orthodontics
24	Dr. S. Sathish	Reader	Oral Medicine & Radiology
25	Dr.Seetha Lakshmi C	Reader	Oral Medicine & Radiology
26	Dr.Jagat Reddy R.C	Professor	Oral Medicine & Radiology
27	Dr.Christeffi Mabel R	MDS Lecturer	Oral Medicine & Radiology
28	Dr. P Sai Archana	MDS Lecturer	Oral Medicine & Radiology
29	Dr.Alagappan M	Professor	Oral and Maxillofacial Surgery
30	Dr. Rajesh P	Principal	Oral and Maxillofacial Surgery

31	Dr.Semmia M	MDS Lecturer	Oral and Maxillofacial Surgery
32	Dr.Eswari Jagdish	MDS Lecturer	Oral and Maxillofacial Surgery
33	Dr.Mahathi N	MDS Lecturer	Oral and Maxillofacial Surgery
34	Dr.Samyuktha H	MDS Lecturer	Oral and Maxillofacial Surgery
35	Dr. Sreeja C	Reader	Oral and Maxillofacial Pathology
36	Dr.Bhavna Pandey	Reader	Oral and Maxillofacial Pathology
37	Dr. Sathish Muthukumar R	Professor	Oral and Maxillofacial Pathology
38	Dr.Nachiammai	MDS Lecturer	Oral and Maxillofacial Pathology
39	Dr. Merlin Jayaraj	MDS Lecturer	Oral and Maxillofacial Pathology
40	Dr.SandhayaArunkumar	Asst. Professor	Oral and Maxillofacial Pathology
41	Dr.Neetha Abraham	BDS Lecturer	Dentistry
42	Dr. Ramya V	BDS Lecturer	Dentistry
43	Dr. Deepa K	BDS Lecturer	Dentistry
44	Dr.AyishaSiddiquaTamalcheri	BDS Lecturer	Dentistry
45	Dr. Martina KarunyaKavikuyil J	BDS Lecturer	Dentistry
46	Dr.ShruthySadanan	BDS Lecturer	Dentistry
47	Dr. Dilshad Banu M A	BDS Lecturer	Dentistry
48	Dr.Geethalakshmi K	BDS Lecturer	Dentistry
49	Dr.Kanimozhi Krishnan N.T	BDS Lecturer	Dentistry
50	Dr.Sivagami N	BDS Lecturer	Dentistry
51	Dr.Arsheen S	BDS Lecturer	Dentistry
52	Dr.SauravBhaduri	BDS Lecturer	Dentistry
53	Dr.Swetha K	BDS Lecturer	Dentistry
54	Dr.Deepa D	BDS Lecturer	Dentistry
55	Dr. Anupama Ramachandran	Reader	Conservative Dentistry
56	Dr. Senthil Kumar K	Professor	Conservative Dentistry
57	Dr.Sreeram SR	MDS Lecturer	Conservative Dentistry
58	Dr.Mannu Unnikrishnan	MDS Lecturer	Conservative Dentistry
59	Dr.Sada Siva K	Asst. Professor	Conservative Dentistry



TRAINING ON E LEARNING/E CONTENT			
TITLE OF PROGRAM : TRAINING ON USAGE OF GOOGLE FORMS			
DATE: 19.09.2017			
S. No	Name of the full time teacher	Designation	Name of the department
1	Dr. Jagannatha GV	Professor	Public Health Dentistry
2	Dr.Nagappan N	MDS Lecturer	Public Health Dentistry
3	Dr. Nagaland T	MDS Lecturer	Public Health Dentistry
4	Dr.Eazhil R	Reader	Prosthodontics
5	Dr. Jagdish SK	Reader	Prosthodontics
6	Dr.Sridharan R	Professor	Prosthodontics
7	Dr. Deepak K	MDS Lecturer	Prosthodontics
8	Dr.Padmasree S	MDS Lecturer	Prosthodontics
9	Dr.Saritha M.K	MDS Lecturer	Prosthodontics
10	Dr. Shanmugam	Reader	Periodontics
11	Dr.Anitha V	Professor	Periodontics
12	Dr.Ashwath B	MDS Lecturer	Periodontics
13	Dr.Agila S	MDS Lecturer	Periodontics
14	Dr. Aishwarya D	MDS Lecturer	Periodontics
15	Dr.Dayasrinivasan	Reader	Pedodontics
16	Dr. Joe Louis C	Professor	Pedodontics
17	Dr. Senthil Eagappan A. R	MDS Lecturer	Pedodontics
18	Dr.Divya Natarajan	MDS Lecturer	Pedodontics
19	Dr. Annamalai PR	Reader	Orthodontics
20	Dr. Yamini J	MDS Lecturer	Orthodontics
21	Dr. Anjana Devi M S	MDS Lecturer	Orthodontics
22	Dr.Prema A	MDS Lecturer	Orthodontics
23	Dr.Thailavathy V	MDS Lecturer	Orthodontics
24	Dr.S. Saravana Kumar	Asst. Professor	Orthodontics
25	Dr. S. Sathish	Reader	Oral Medicine & Radiology
26	Dr.Kanmani R	Reader	Oral Medicine & Radiology
27	Dr.Jagat Reddy R.C	Professor	Oral Medicine & Radiology
28	Dr.Christeffi Mabel R	MDS Lecturer	Oral Medicine & Radiology
29	Dr. P Sai Archana	MDS Lecturer	Oral Medicine & Radiology
30	Dr.Alagappan M	Professor	Oral and Maxillofacial Surgery

31	Dr. Rajesh P	Principal	Oral and Maxillofacial Surgery
32	Dr.Semmia M	MDS Lecturer	Oral and Maxillofacial Surgery
33	Dr.Eswari Jagdish	MDS Lecturer	Oral and Maxillofacial Surgery
34	Dr.Mahathi N	MDS Lecturer	Oral and Maxillofacial Surgery
35	Dr.Samyuktha H	MDS Lecturer	Oral and Maxillofacial Surgery
36	Dr. Sreeja C	Reader	Oral and Maxillofacial Pathology
37	Dr.Bhavna Pandey	Reader	Oral and Maxillofacial Pathology
38	Dr. Sathish Muthukumar R	Professor	Oral and Maxillofacial Pathology
39	Dr.Nachiammai	MDS Lecturer	Oral and Maxillofacial Pathology
40	Dr. Merlin Jayaraj	MDS Lecturer	Oral and Maxillofacial Pathology
41	Dr. Serena Florence Francis	MDS Lecturer	Oral and Maxillofacial Pathology
42	Dr.SandhayaArunkumar	Asst. Professor	Oral and Maxillofacial Pathology
43	Dr.Neetha Abraham	BDS Lecturer	Dentistry
44	Dr. Ramya V	BDS Lecturer	Dentistry
45	Dr. Deepa K	BDS Lecturer	Dentistry
46	Dr.AyishaSiddiquaTamalcheri	BDS Lecturer	Dentistry
47	Dr. Martina KarunyaKavikuyil J	BDS Lecturer	Dentistry
48	Dr.ShruthySadanan	BDS Lecturer	Dentistry
49	Dr. Dilshad Banu M A	BDS Lecturer	Dentistry
50	Dr.Geethalakshmi K	BDS Lecturer	Dentistry
51	Dr.Moomina S	BDS Lecturer	Dentistry
52	Dr.Kanimozhi Krishnan N.T	BDS Lecturer	Dentistry
53	Dr.Sivagami N	BDS Lecturer	Dentistry
54	Dr.Swetha K	BDS Lecturer	Dentistry
55	Dr. Anupama Ramachandran	Reader	Conservative Dentistry
56	Dr.Mannu Unnikrishnan	Reader	Conservative Dentistry
57	Dr. Senthil Kumar K	Professor	Conservative Dentistry
58	Dr.Sreeram SR	MDS Lecturer	Conservative Dentistry
59	Dr.Sada Siva K	Asst. Professor	Conservative Dentistry



TRAINING ON E LEARNING/E CONTENT			
TITLE OF PROGRAM : I PAD TEACHING TRAINING TO ALL STAFFS			
DATE: 18.01.2018			
S. No	Name of the full time teacher	Designation	Name of the department
1	Dr. Jagannatha GV	Professor	Public Health Dentistry
2	Dr.Nagappan N	MDS Lecturer	Public Health Dentistry
3	Dr. Nagaland T	MDS Lecturer	Public Health Dentistry
4	Dr.Eazhil R	Reader	Prosthodontics
5	Dr. Jagdish SK	Reader	Prosthodontics
6	Dr.Sridharan R	Professor	Prosthodontics
7	Dr. Deepak K	MDS Lecturer	Prosthodontics
8	Dr.Padmasree S	MDS Lecturer	Prosthodontics
9	Dr.Saritha M.K	MDS Lecturer	Prosthodontics
10	Dr. Shanmugam	Reader	Periodontics
11	Dr.Anitha V	Professor	Periodontics
12	Dr.Ashwath B	MDS Lecturer	Periodontics
13	Dr.Agila S	MDS Lecturer	Periodontics
14	Dr. Aishwarya D	MDS Lecturer	Periodontics
15	Dr.Dayasrinivasan	Reader	Pedodontics
16	Dr. Joe Louis C	Professor	Pedodontics
17	Dr. Senthil Eagappan A. R	MDS Lecturer	Pedodontics
18	Dr.Divya Natarajan	MDS Lecturer	Pedodontics
19	Dr. Annamalai PR	Reader	Orthodontics
20	Dr. Yamini J	MDS Lecturer	Orthodontics
21	Dr. Anjana Devi M S	MDS Lecturer	Orthodontics
22	Dr.Prema A	MDS Lecturer	Orthodontics
23	Dr.Thailavathy V	MDS Lecturer	Orthodontics
24	Dr.S. Saravana Kumar	Asst. Professor	Orthodontics
25	Dr. S. Sathish	Reader	Oral Medicine & Radiology
26	Dr.Kanmani R	Reader	Oral Medicine & Radiology
27	Dr.Jagat Reddy R.C	Professor	Oral Medicine & Radiology
28	Dr.Christeffi Mabel R	MDS Lecturer	Oral Medicine & Radiology
29	Dr. P Sai Archana	MDS Lecturer	Oral Medicine & Radiology
30	Dr.Alagappan M	Professor	Oral and Maxillofacial Surgery

31	Dr. Rajesh P	Principal	Oral and Maxillofacial Surgery
32	Dr.Semmia M	MDS Lecturer	Oral and Maxillofacial Surgery
33	Dr.Eswari Jagdish	MDS Lecturer	Oral and Maxillofacial Surgery
34	Dr.Mahathi N	MDS Lecturer	Oral and Maxillofacial Surgery
35	Dr.Samyuktha H	MDS Lecturer	Oral and Maxillofacial Surgery
36	Dr. Sreeja C	Reader	Oral and Maxillofacial Pathology
37	Dr.Bhavna Pandey	Reader	Oral and Maxillofacial Pathology
38	Dr. Sathish Muthukumar R	Professor	Oral and Maxillofacial Pathology
39	Dr.Nachiammai	MDS Lecturer	Oral and Maxillofacial Pathology
40	Dr. Merlin Jayaraj	MDS Lecturer	Oral and Maxillofacial Pathology
41	Dr. Serena Florence Francis	MDS Lecturer	Oral and Maxillofacial Pathology
42	Dr.SandhayaArunkumar	Asst. Professor	Oral and Maxillofacial Pathology
43	Dr.Neetha Abraham	BDS Lecturer	Dentistry
44	Dr. Ramya V	BDS Lecturer	Dentistry
45	Dr. Deepa K	BDS Lecturer	Dentistry
46	Dr.AyishaSiddiquaTamalcheri	BDS Lecturer	Dentistry
47	Dr. Martina KarunyaKavikuyil J	BDS Lecturer	Dentistry
48	Dr.ShruthySadanan	BDS Lecturer	Dentistry
49	Dr. Dilshad Banu M A	BDS Lecturer	Dentistry
50	Dr.Geethalakshmi K	BDS Lecturer	Dentistry
51	Dr.Moomina S	BDS Lecturer	Dentistry
52	Dr.Kanimozhi Krishnan N.T	BDS Lecturer	Dentistry
53	Dr.Sivagami N	BDS Lecturer	Dentistry
54	Dr.Swetha K	BDS Lecturer	Dentistry
55	Dr. Anupama Ramachandran	Reader	Conservative Dentistry
56	Dr.Mannu Unnikrishnan	Reader	Conservative Dentistry
57	Dr. Senthil Kumar K	Professor	Conservative Dentistry
58	Dr.Sreeram SR	MDS Lecturer	Conservative Dentistry
59	Dr.Sada Siva K	Asst. Professor	Conservative Dentistry




TRAINING ON E LEARNING/E CONTENT			
TITLE OF PROGRAM : SEMINAR CUM WORKSHOP ON E LEARNING			
DATE: 06.04.2018 – 07.04.2018			
S. No	Name of the full time teacher	Designation	Name of the department
1	Dr. Jagannatha GV	Professor	Public Health Dentistry
2	Dr.Nagappan N	MDS Lecturer	Public Health Dentistry
3	Dr. Nagaland T	MDS Lecturer	Public Health Dentistry
4	Dr.Eazhil R	Reader	Prosthodontics
5	Dr. Jagdish SK	Reader	Prosthodontics
6	Dr.Sridharan R	Professor	Prosthodontics
7	Dr. Deepak K	MDS Lecturer	Prosthodontics
8	Dr.Padmasree S	MDS Lecturer	Prosthodontics
9	Dr.Saritha M.K	MDS Lecturer	Prosthodontics
10	Dr. Shanmugam	Reader	Periodontics
11	Dr.Anitha V	Professor	Periodontics
12	Dr.Ashwath B	MDS Lecturer	Periodontics
13	Dr.Agila S	MDS Lecturer	Periodontics
14	Dr. Aishwarya D	MDS Lecturer	Periodontics
15	Dr.Dayasrinivasan	Reader	Pedodontics
16	Dr. Joe Louis C	Professor	Pedodontics
17	Dr. Senthil Eagappan A. R	MDS Lecturer	Pedodontics
18	Dr.Divya Natarajan	MDS Lecturer	Pedodontics
19	Dr. Annamalai PR	Reader	Orthodontics
20	Dr. Yamini J	MDS Lecturer	Orthodontics
21	Dr. Anjana Devi M S	MDS Lecturer	Orthodontics
22	Dr.Prema A	MDS Lecturer	Orthodontics
23	Dr.Thailavathy V	MDS Lecturer	Orthodontics
24	Dr.S. Saravana Kumar	Asst. Professor	Orthodontics
25	Dr. S. Sathish	Reader	Oral Medicine & Radiology
26	Dr.Kanmani R	Reader	Oral Medicine & Radiology
27	Dr.Jagat Reddy R.C	Professor	Oral Medicine & Radiology
28	Dr.Christeffi Mabel R	MDS Lecturer	Oral Medicine & Radiology
29	Dr. P Sai Archana	MDS Lecturer	Oral Medicine & Radiology
30	Dr.Alagappan M	Professor	Oral and Maxillofacial Surgery

31	Dr. Rajesh P	Principal	Oral and Maxillofacial Surgery
32	Dr.Semmia M	MDS Lecturer	Oral and Maxillofacial Surgery
33	Dr.Eswari Jagdish	MDS Lecturer	Oral and Maxillofacial Surgery
34	Dr.Mahathi N	MDS Lecturer	Oral and Maxillofacial Surgery
35	Dr.Samyuktha H	MDS Lecturer	Oral and Maxillofacial Surgery
36	Dr. Sreeja C	Reader	Oral and Maxillofacial Pathology
37	Dr.Bhavna Pandey	Reader	Oral and Maxillofacial Pathology
38	Dr. Sathish Muthukumar R	Professor	Oral and Maxillofacial Pathology
39	Dr.Nachiammai	MDS Lecturer	Oral and Maxillofacial Pathology
40	Dr. Merlin Jayaraj	MDS Lecturer	Oral and Maxillofacial Pathology
41	Dr. Serena Florence Francis	MDS Lecturer	Oral and Maxillofacial Pathology
42	Dr.SandhayaArunkumar	Asst. Professor	Oral and Maxillofacial Pathology
43	Dr.Neetha Abraham	BDS Lecturer	Dentistry
44	Dr. Ramya V	BDS Lecturer	Dentistry
45	Dr. Deepa K	BDS Lecturer	Dentistry
46	Dr.AyishaSiddiquaTamalcheri	BDS Lecturer	Dentistry
47	Dr. Martina KarunyaKavikuyil J	BDS Lecturer	Dentistry
48	Dr.ShruthySadanan	BDS Lecturer	Dentistry
49	Dr. Dilshad Banu M A	BDS Lecturer	Dentistry
50	Dr.Geethalakshmi K	BDS Lecturer	Dentistry
51	Dr.Moomina S	BDS Lecturer	Dentistry
52	Dr.Kanimozhi Krishnan N.T	BDS Lecturer	Dentistry
53	Dr.Sivagami N	BDS Lecturer	Dentistry
54	Dr.Swetha K	BDS Lecturer	Dentistry
55	Dr. Anupama Ramachandran	Reader	Conservative Dentistry
56	Dr.Mannu Unnikrishnan	Reader	Conservative Dentistry
57	Dr. Senthil Kumar K	Professor	Conservative Dentistry
58	Dr.Sreeram SR	MDS Lecturer	Conservative Dentistry
59	Dr.Sada Siva K	Asst. Professor	Conservative Dentistry



TRAINING ON E LEARNING/E CONTENT			
TITLE OF PROGRAM : I PAD TEACHING TRAINING TO ALL STAFFS			
DATE: 10.01.2019			
S. No	Name of the full time teacher	Designation	Name of the department
1	Dr. Sangeeta T	Reader	Public Health Dentistry
2	Dr. Jagannatha GV	Professor	Public Health Dentistry
3	Dr.Nagappan N	MDS Lecturer	Public Health Dentistry
4	Dr. Nagaland T	MDS Lecturer	Public Health Dentistry
5	Dr.Eazhil R	Reader	Prosthodontics
6	Dr. Jagdish SK	Reader	Prosthodontics
7	Dr.Sridharan R	Professor	Prosthodontics
8	Dr. Deepak K	MDS Lecturer	Prosthodontics
9	Dr.Padmasree S	MDS Lecturer	Prosthodontics
10	Dr.Liji B	MDS Lecturer	Prosthodontics
11	Dr. Shanmugam	Reader	Periodontics
12	Dr.Anitha V	Professor	Periodontics
13	Dr.Ashwath B	MDS Lecturer	Periodontics
14	Dr.Agila S	MDS Lecturer	Periodontics
15	Dr. Aishwarya D	MDS Lecturer	Periodontics
16	Dr.Dayasrinivasan	Reader	Pedodontics
17	Dr. Joe Louis C	Professor	Pedodontics
18	Dr. Senthil Eagappan A. R	MDS Lecturer	Pedodontics
19	Dr.Divya Natarajan	MDS Lecturer	Pedodontics
20	Dr.Arthilakshmi CU	MDS Lecturer	Pedodontics
21	Dr.DeviChandrika K	MDS Lecturer	Pedodontics
22	Dr. Annamalai PR	Reader	Orthodontics
23	Dr. Yamini J	MDS Lecturer	Orthodontics
24	Dr. Anjana Devi M S	MDS Lecturer	Orthodontics
25	Dr.Prema A	MDS Lecturer	Orthodontics
26	Dr.Sushmitha.R.	MDS Lecturer	Orthodontics
27	Dr. Indra Annamali	MDS Lecturer	Orthodontics
28	Dr.S. Saravana Kumar	Asst. Professor	Orthodontics
29	Dr. S. Sathish	Reader	Oral Medicine & Radiology
30	Dr.Kanmani R	Reader	Oral Medicine & Radiology

31	Dr.Christeffi Mabel R	MDS Lecturer	Oral Medicine & Radiology
32	Dr. P Sai Archana	MDS Lecturer	Oral Medicine & Radiology
33	Dr.Priyadharshini A	MDS Lecturer	Oral Medicine & Radiology
34	Dr.Alagappan M	Professor	Oral and Maxillofacial Surgery
35	Dr. Rajesh P	Principal	Oral and Maxillofacial Surgery
36	Dr.Semmia M	MDS Lecturer	Oral and Maxillofacial Surgery
37	Dr.Eswari Jagdish	MDS Lecturer	Oral and Maxillofacial Surgery
38	Dr. Sheik Sameerudeen	MDS Lecturer	Oral and Maxillofacial Surgery
39	Dr. Sreeja C	Reader	Oral and Maxillofacial Pathology
40	Dr. Sathish Muthukumar R	Professor	Oral and Maxillofacial Pathology
41	Dr.Nachiammai	MDS Lecturer	Oral and Maxillofacial Pathology
42	Dr. Merlin Jayaraj	MDS Lecturer	Oral and Maxillofacial Pathology
43	Dr. Serena Florence Francis	MDS Lecturer	Oral and Maxillofacial Pathology
44	Dr. Harini Priya AH	MDS Lecturer	Oral and Maxillofacial Pathology
45	Dr.Neetha Abraham	BDS Lecturer	Dentistry
46	Dr. Ramya V	BDS Lecturer	Dentistry
47	Dr. Deepa K	BDS Lecturer	Dentistry
48	Dr.AyishaSiddiquaTamalcheri	BDS Lecturer	Dentistry
49	Dr. Martina KarunyaKavikuyil J	BDS Lecturer	Dentistry
50	Dr.ShruthySadanan	BDS Lecturer	Dentistry
51	Dr. Dilshad Banu M A	BDS Lecturer	Dentistry
52	Dr.Geethalakshmi K	BDS Lecturer	Dentistry
53	Dr.Moomina S	BDS Lecturer	Dentistry
54	Dr. Dianna S	BDS Lecturer	Dentistry
55	Dr. Anupama Ramachandran	Reader	Conservative Dentistry
56	Dr. Senthil Kumar K	Professor	Conservative Dentistry
57	Dr.Sreeram SR	MDS Lecturer	Conservative Dentistry
58	Dr.Mannu Unnikrishnan	MDS Lecturer	Conservative Dentistry
59	Dr.Sada Siva K	Asst. Professor	Conservative Dentistry


PRINCIPAL
CHETTINAD DENTAL COLLEGE &
RESEARCH INSTITUTE
RAJIV GANDHI SALAI
KELAMBAKKAM - 603 103.