




**ANNUAL REPORT OF EXAMINATION RESULTS AS PLACED BEFORE THE GOVERNING COUNCIL FOR THE LAST FIVE YEARS**

Year	Final BDS		
	Total	Pass	%
2014-15	68	67	99%
2015-16	78	67	86%
2016-17	72	70	97%
2017-18	49	48	98%
2018-19	63	62	98%

  
**PRINCIPAL  
CHETTINAD DENTAL COLLEGE &  
RESEARCH INSTITUTE  
RAJIV GANDHI SALAI  
KELAMBAKKAM - 603 103.**




Subject	Oral Med	Pedo	Ortho	Perio	Prostho	ODS	Oral Surgery	PHD
Year	Pass %	Pass %	Pass %	Pass %	Pass %	Pass %	Pass %	Pass %
2014	100	100	100	100	100	100	100	100
2015	99	100	100	99	100	100	100	99
2016	99	97	95	99	95	96	97	92
2017	99	100	100	99	99	100	99	99
2018	98	100	98	98	98	98	100	98
2019	100	100	100	100	100	100	100	98

  
**PRINCIPAL**  
**CHETTINAD DENTAL COLLEGE &**  
**RESEARCH INSTITUTE**  
**RAJIV GANDHI SALAI**  
**KELAMBAKKAM - 603 103.**

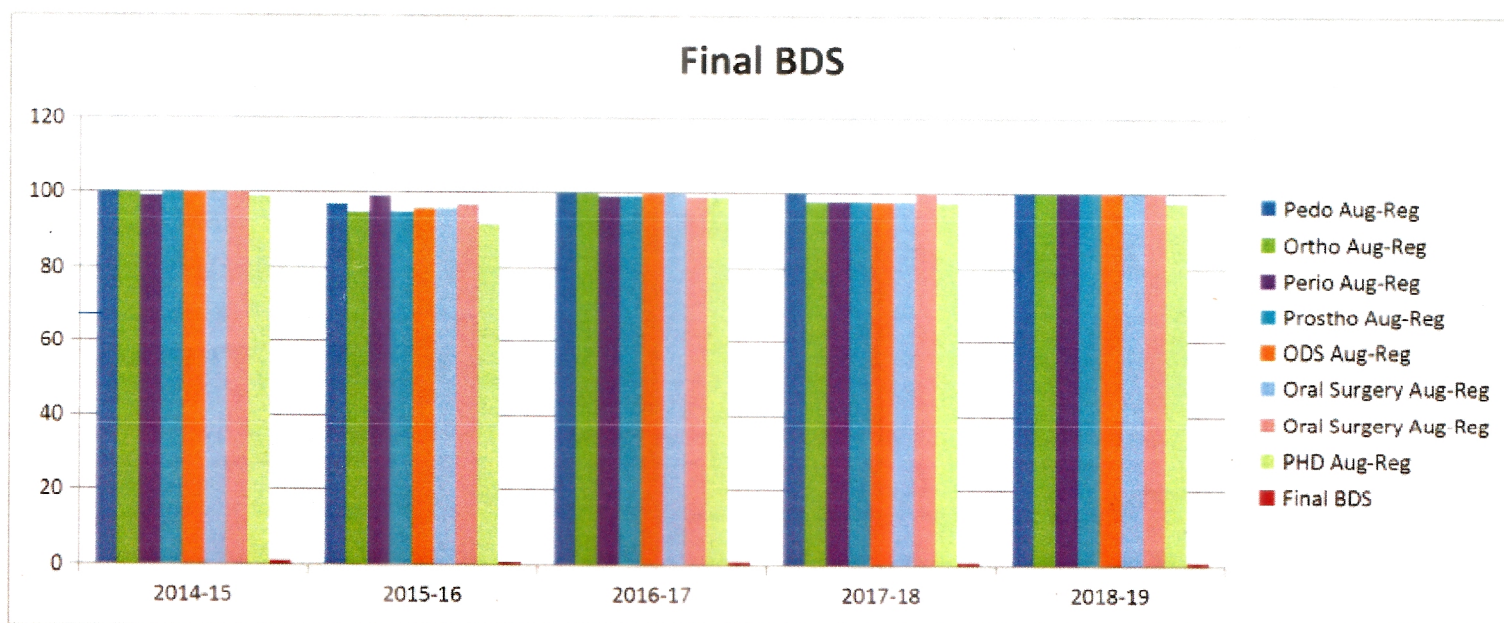


Sub	Oral Med			Pedo			Ortho			Perio			Prosth			ODS			Oral Surgery			PHD		
	Total	Pass	%	Total	Pass	%	Total	Pass	%	Total	Pass	%	Total	Pass	%	Total	Pass	%	Total	Pass	%	Total	Pass	%
2014	70	70	100	70	70	100	70	70	100	70	70	100	70	70	100	70	70	100	70	70	100	70	70	100
2015	68	67	99	68	68	100	68	68	100	68	67	99	68	68	100	68	68	100	68	68	100	68	67	99
2016	78	77	99	78	76	97	78	74	95	78	77	99	78	74	95	78	75	96	78	76	97	78	72	92
2017	72	71	99	72	72	100	72	72	100	72	71	99	72	71	99	71	71	100	72	71	99	71	70	99
2018	49	48	98	49	49	100	49	48	98	49	48	98	49	48	98	49	48	98	49	49	100	49	48	98
2019	63	63	100	63	63	100	63	63	100	63	63	100	63	63	100	63	63	100	63	63	100	63	62	98

  
**PRINCIPAL**  
**CHETTINAD DENTAL COLLEGE &**  
**RESEARCH INSTITUTE**  
**RAJIV GANDHI SALAI**  
**KELAMBAKKAM - 603 103.**



### Final BDS

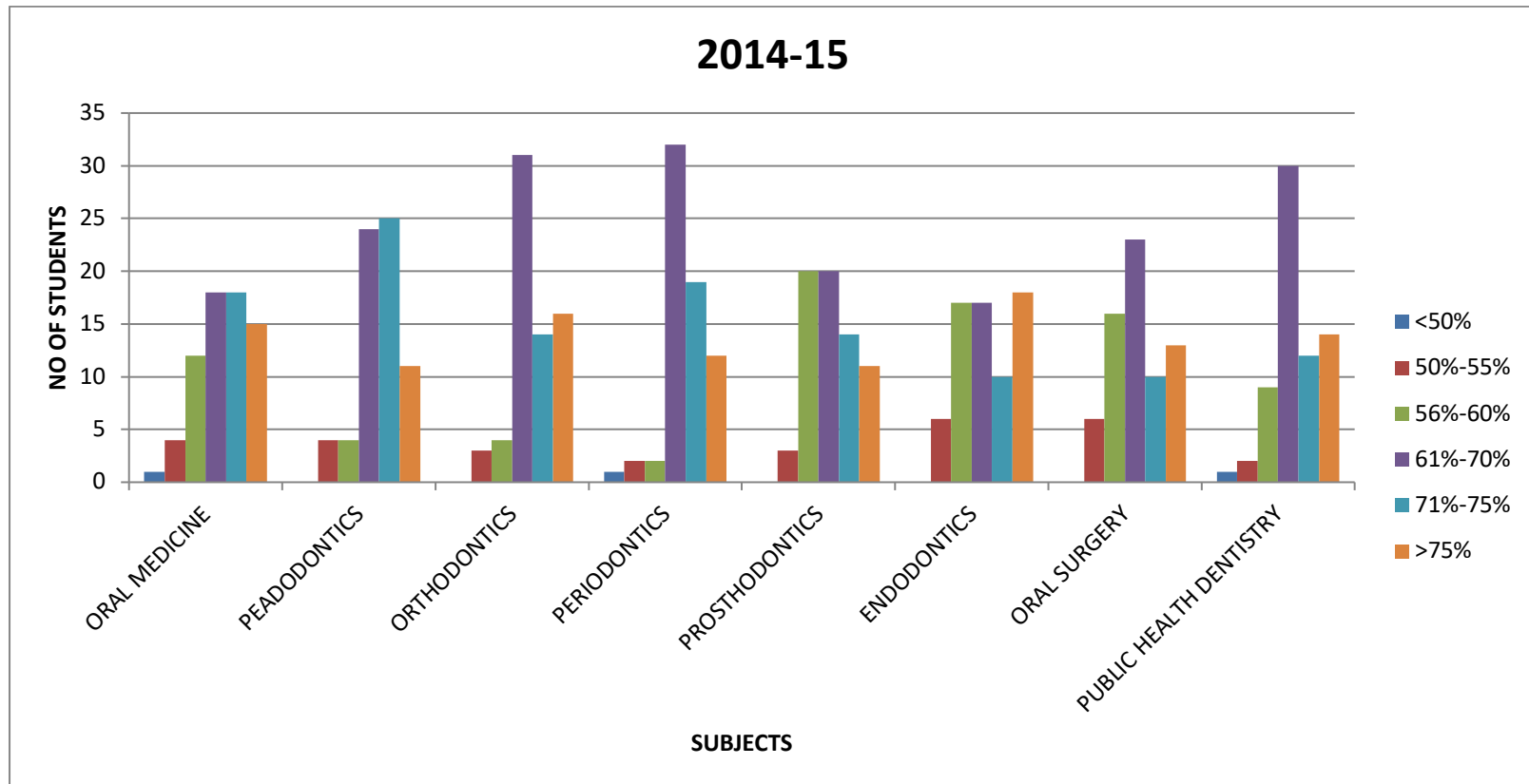


**PRINCIPAL**  
**CHETTINAD DENTAL COLLEGE &**  
**RESEARCH INSTITUTE**  
**RAJIV GANDHI SALAI**  
**KELAMBAKKAM - 603 103.**

**RESULT ANALYSIS FOR FINAL YEAR STUDENTS IN 2014-15**

SUBJECTS	MARKS					
	<50%	50%-55%	56%-60%	61%-70%	71%-75%	>75%
ORAL MEDICINE	1	4	12	18	18	15
PEADODONTICS	0	4	4	24	25	11
ORTHODONTICS	0	3	4	31	14	16
PERIODONTICS	1	2	2	32	19	12
PROSTHODONTICS	0	3	20	20	14	11
ENDODONTICS	0	6	17	17	10	18
ORAL SURGERY	0	6	16	23	10	13
PUBLIC HEALTH DENTISTRY	1	2	9	30	12	14

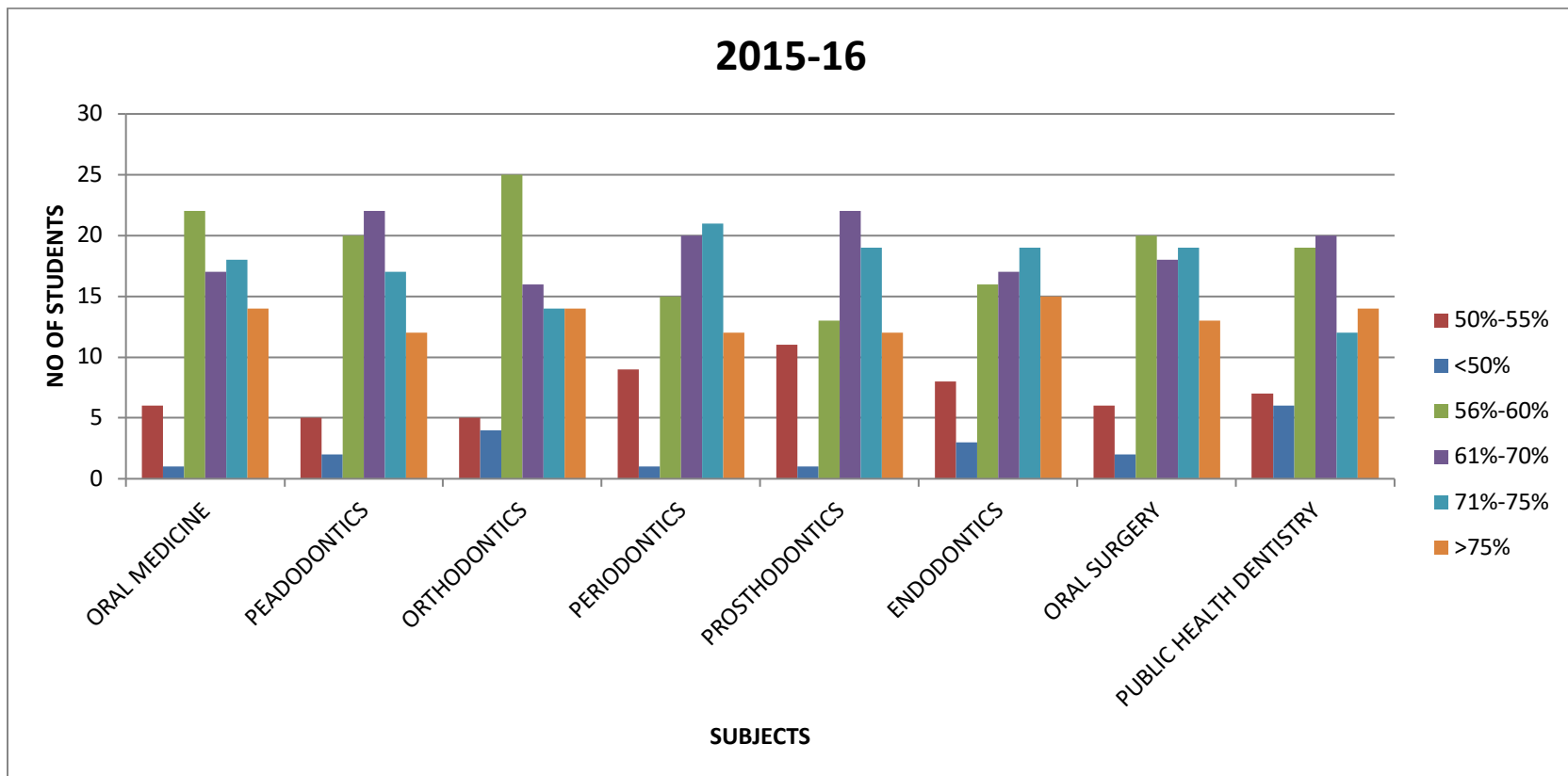
**GRAPHICAL REPRESENTATION FOR FINAL YEAR STUDENTS IN 2014-15**



**RESULT ANALYSIS FOR FINAL YEAR STUDENTS IN 2015-16**

SUBJECTS	MARKS					
	<50%	50%-55%	56%-60%	61%-70%	71%-75%	>75%
ORAL MEDICINE	1	6	22	17	18	14
PEADODONTICS	2	5	20	22	17	12
ORTHODONTICS	4	5	25	16	14	14
PERIODONTICS	1	9	15	20	21	12
PROSTHODONTICS	1	11	13	22	19	12
ENDODONTICS	3	8	16	17	19	15
ORAL SURGERY	2	6	20	18	19	13
PUBLIC HEALTH DENTISTRY	6	7	19	20	12	14

**GRAPHICAL REPRESENTATION FOR FINAL YEAR STUDENTS IN 2015-16**

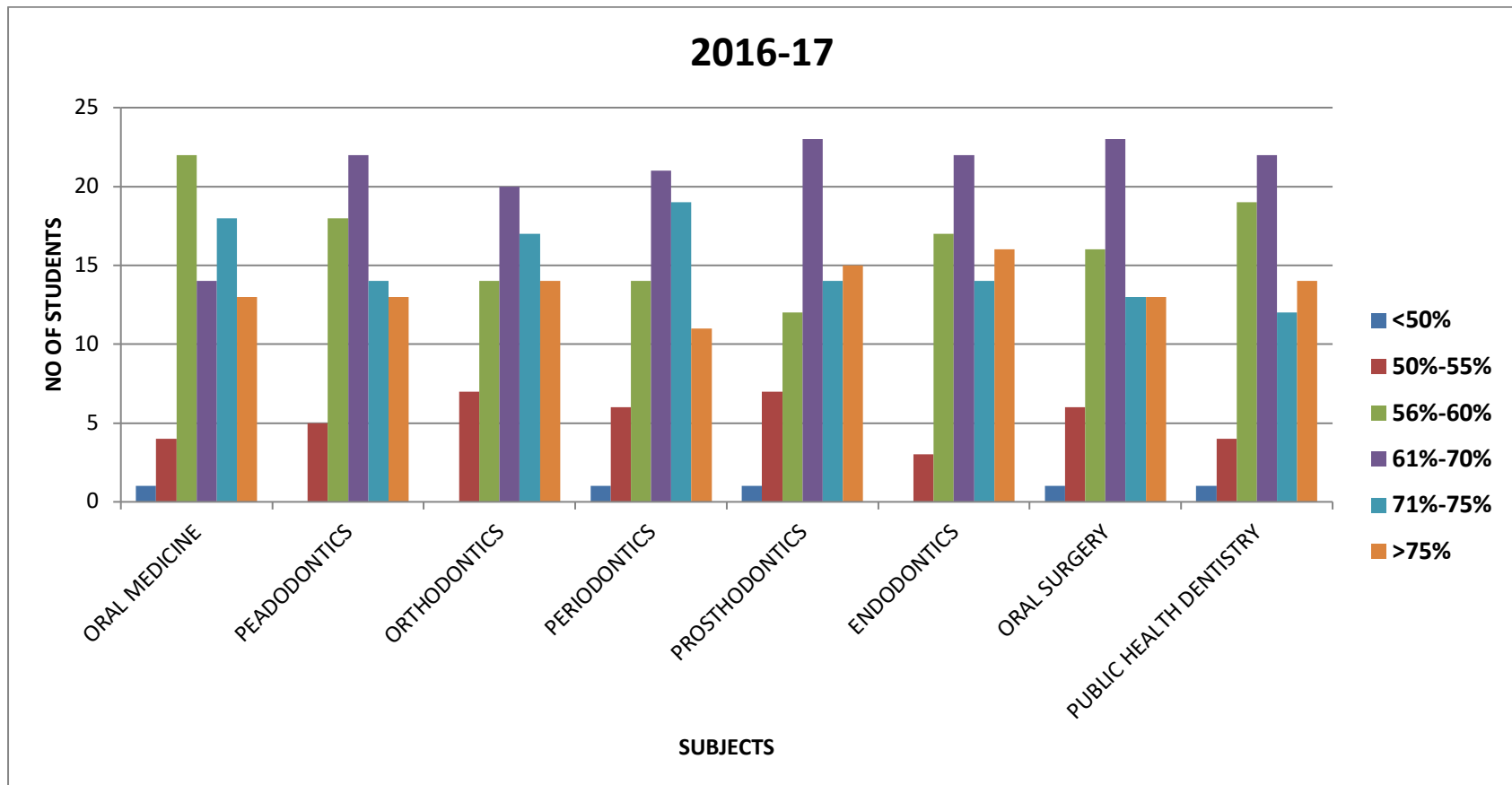




**RESULT ANALYSIS FOR FINAL YEAR STUDENTS IN 2016-17**

SUBJECTS	MARKS					
	<50%	50%-55%	56%-60%	61%-70%	71%-75%	>75%
ORAL MEDICINE	1	4	22	14	18	13
PEADODONTICS	0	5	18	22	14	13
ORTHODONTICS	0	7	14	20	17	14
PERIODONTICS	1	6	14	21	19	11
PROSTHODONTICS	1	7	12	23	14	15
ENDODONTICS	0	3	17	22	14	15
ORAL SURGERY	1	6	16	23	13	13
PUBLIC HEALTH DENTISTRY	1	4	19	22	12	14

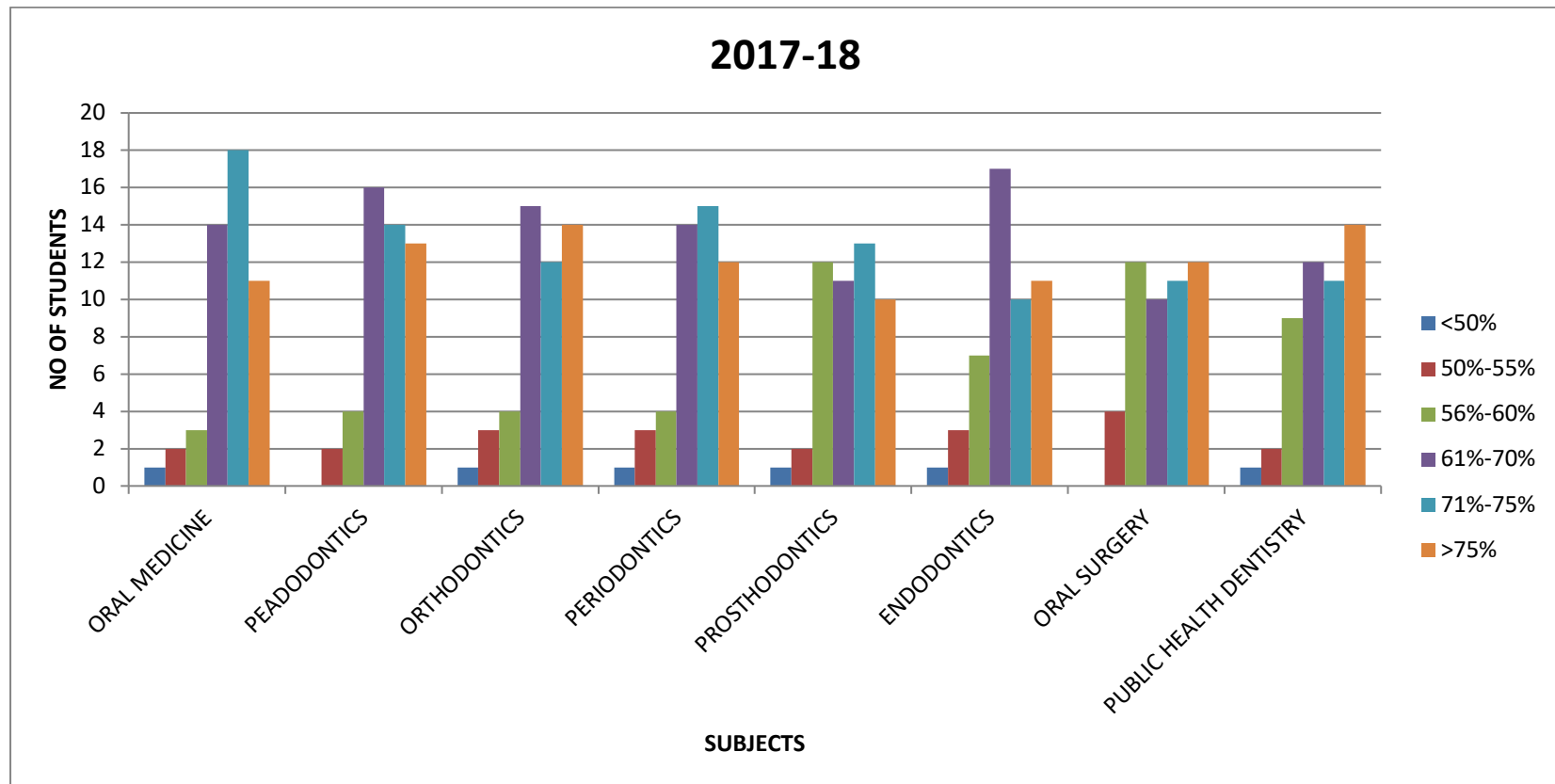
**GRAPHICAL REPRESENTATION FOR FINAL YEAR STUDENTS IN 2016-17**



**RESULT ANALYSIS FOR FINAL YEAR STUDENTS IN 2017-18**

SUBJECTS	MARKS					
	<50%	50%-55%	56%-60%	61%-70%	71%-75%	>75%
ORAL MEDICINE	1	2	3	14	18	11
PEADODONTICS	0	2	4	16	14	13
ORTHODONTICS	1	3	4	15	12	14
PERIODONTICS	1	3	4	14	15	12
PROSTHODONTICS	1	2	12	11	13	10
ENDODONTICS	1	3	7	17	10	11
ORAL SURGERY	0	4	12	10	11	12
PUBLIC HEALTH DENTISTRY	1	2	9	12	11	14

**GRAPHICAL REPRESENTATION FOR FINAL YEAR STUDENTS IN 2017-18**



**RESULT ANALYSIS FOR FINAL YEAR STUDENTS IN 2018-19**

SUBJECTS	MARKS					
	<50%	50%-55%	56%-60%	61%-70%	71%-75%	>75%
ORAL MEDICINE	0	6	12	13	10	22
PEADODONTICS	0	7	12	17	15	12
ORTHODONTICS	0	3	4	28	14	14
PERIODONTICS	0	2	2	31	16	12
PROSTHODONTICS	0	3	17	18	14	11
ENDODONTICS	0	3	15	22	10	13
ORAL SURGERY	0	6	16	19	9	13
PUBLIC HEALTH DENTISTRY	1	2	17	17	12	14

**GRAPHICAL REPRESENTATION FOR FINAL YEAR STUDENTS IN 2018-19**

