

7.1.7

DIFFERENTLY ABLED ENVIRONMENT



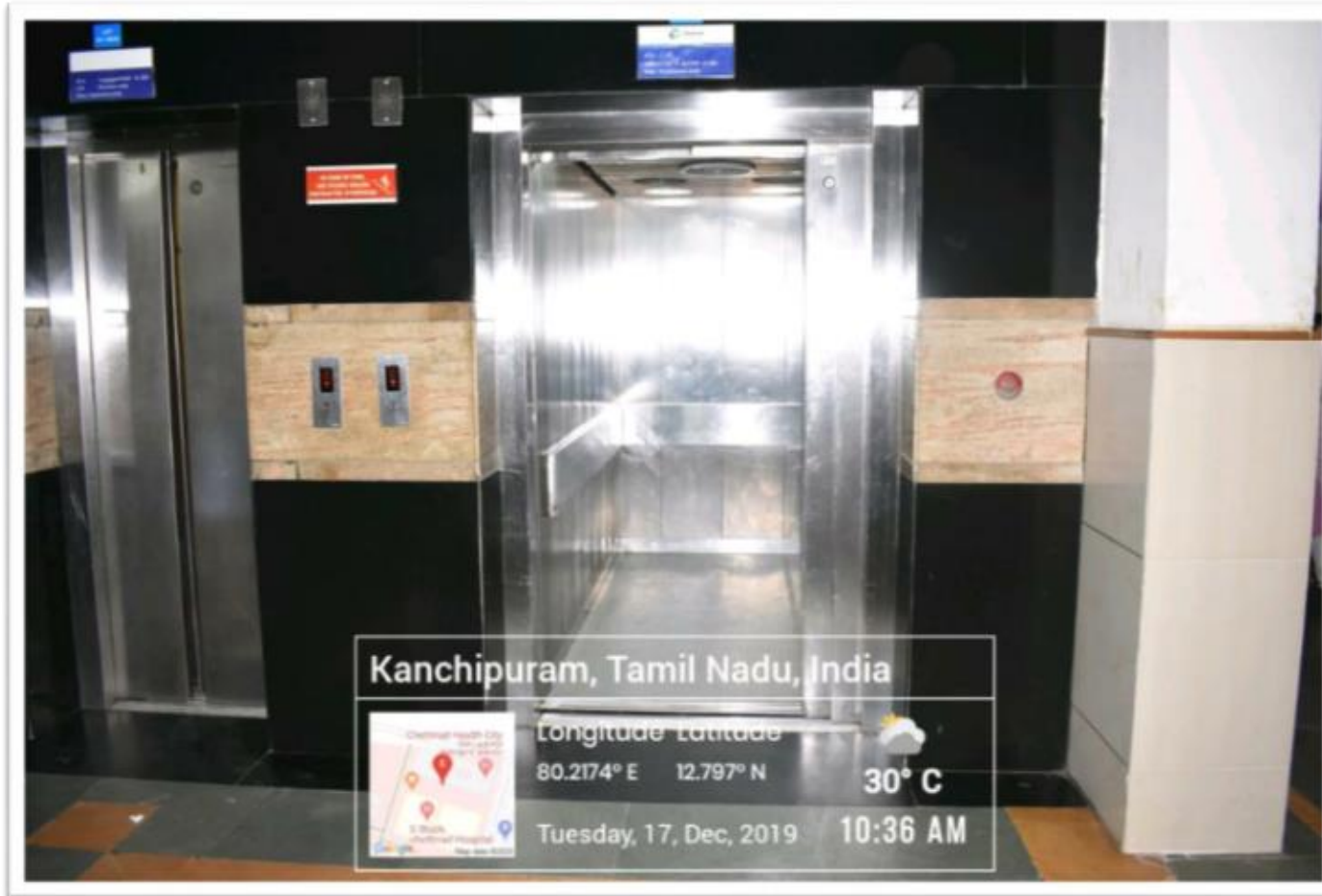
1. BUILT IN RAMPS / LIFTS




PRINCIPAL
CHETTINAD DENTAL COLLEGE &
RESEARCH INSTITUTE
RAJIV GANDHI SALAI
KELAMBAKKAM - 603 103.



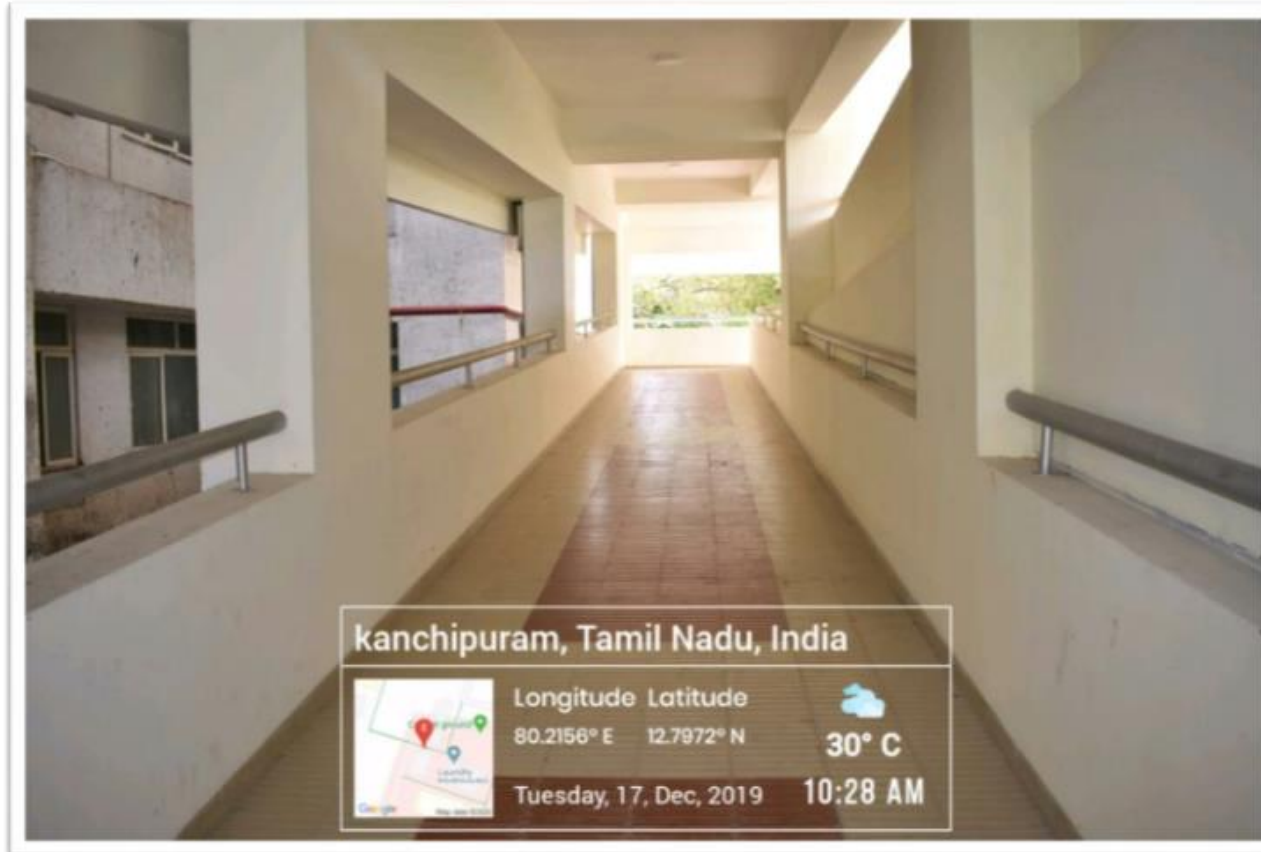
DIFFERENTLY ABLED ENVIRONMENT




1. BUILT IN RAMPS / LIFTS


PRINCIPAL
CHETTINAD DENTAL COLLEGE &
RESEARCH INSTITUTE
RAJIV GANDHI SALAI
KELAMBAKKAM - 603 103.

DIFFERENTLY ABLED ENVIRONMENT



1.RAMPS ACCESS TO CLASSROOMS




PRINCIPAL
CHETTINAD DENTAL COLLEGE &
RESEARCH INSTITUTE
RAJIV GANDHI SALAI
KELAMBAKKAM - 603 103.




DIFFERENTLY ABLED ENVIRONMENT




2.DISABLED FRIENDLY WASHROOMS


PRINCIPAL
CHETTINAD DENTAL COLLEGE & RESEARCH INSTITUTE
RAJIV GANDHI SALAI
KELAMBAKKAM - 603 103.

DIFFERENTLY ABLED ENVIRONMENT



3. SIGNANGE ,TACTILE PATH ,SIGN BOARDS

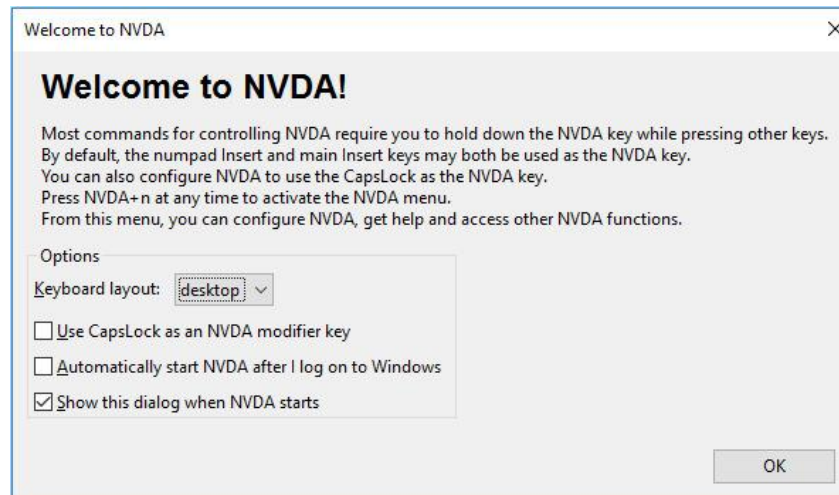


PRINCIPAL
CHETTINAD DENTAL COLLEGE &
RESEARCH INSTITUTE
RAJIV GANDHI SALAI
KELAMBAKKAM - 603 103.

DIFFERENTLY ABLED ENVIRONMENT



WE BELIEVE THAT
every Blind + Vision Impaired person
DESERVES THE RIGHT TO
freely & easily access a computer!

WE CREATE THE SOFTWARE WHICH
MAKES THAT POSSIBLE


PRINCIPAL
CHETTINAD DENTAL COLLEGE &
RESEARCH INSTITUTE
RAJIV GANDHI SALAI
KELAMBAKKAM - 603 103.

Table of Contents


- 1. Introduction
 - 1.1. General Features
 - 1.2. Internationalization
 - 1.3. Speech Synthesizer Support
 - 1.4. Braille support
 - 1.5. License and Copyright
- 2. System Requirements
- 3. Getting and Setting Up NVDA
 - 3.1. Portable and Temporary Copy Restrictions
 - 3.2. Installing NVDA
 - 3.2.1. Incompatible add-ons warning
 - 3.2.2. Start at Windows Logon
 - 3.2.3. Create Desktop Shortcut (ctrl+alt+n)
 - 3.2.4. Copy Portable Configuration to Current User Account
 - 3.3. Creating a Portable Copy
- 4. Getting started with NVDA
 - 4.1. Launching NVDA
 - 4.1.1. Welcome Dialog
 - 4.1.2. Data usage statistics dialog
 - 4.2. About NVDA keyboard commands
 - 4.2.1. The NVDA Modifier Key
 - 4.2.2. Keyboard Layouts
 - 4.3. NVDA Touch Gestures
 - 4.3.1. Exploring the Screen
 - 4.3.2. Touch Gestures
 - 4.3.3. Touch Modes
 - 4.3.4. Touch keyboard
 - 4.4. Input Help Mode
 - 4.5. The NVDA menu
 - 4.6. Basic NVDA commands
 - 4.7. Reporting System Information
- 5. Navigating with NVDA
 - 5.1. Objects
 - 5.2. Navigating with the System Focus
 - 5.3. Navigating with the System Caret
 - 5.4. Object Navigation
 - 5.5. Reviewing Text
 - 5.6. Review Modes
 - 5.6.1. Object Review
 - 5.6.2. Document Review
 - 5.6.3. Screen Review
 - 5.7. Navigating with the Mouse
- 6. Browse Mode
 - 6.1. Single Letter Navigation
 - 6.2. The Elements List
 - 6.3. Searching for text
 - 6.4. Embedded Objects
- 7. Reading Mathematical Content
 - 7.1. Interactive Navigation
- 8. Braille
 - 8.1. Control Type, State and Landmark abbreviations

4. Assistive Technology – Screen Reading- NVDA Software Available

DIFFERENTLY ABLED ENVIRONMENT



5.Provision of Enquiry and Information –Human Assistance And Scribe



PRINCIPAL
CHETTINAD DENTAL COLLEGE & RESEARCH INSTITUTE
RAJIV GANDHI SALAI
KELAMBAKKAM - 603 103.



DIFFERENTLY ABLED ENVIRONMENT



5. Human assistance


PRINCIPAL
CHETTINAD DENTAL COLLEGE &
RESEARCH INSTITUTE
RAJIV GANDHI SALAI
KELAMBAKKAM - 603 103.

DIFFERENTLY ABLED ENVIRONMENT



5. Additional Facilities



PRINCIPAL
CHETTINAD DENTAL COLLEGE &
RESEARCH INSTITUTE
RAJIV GANDHI SALAI
KELAMBAKKAM - 603 103.

DIFFERENTLY ABLED ENVIRONMENT




5. BARRIER FREE ENTRY AND EXIT




PRINCIPAL
CHETTINAD DENTAL COLLEGE &
RESEARCH INSTITUTE
RAJIV GANDHI SALAI
KELAMBAKKAM - 603 103.

DIFFERENTLY ABLED ENVIRONMENT



5. PROVISION FOR ENQUIRY AND INFORMATION




PRINCIPAL
CHETTINAD DENTAL COLLEGE &
RESEARCH INSTITUTE
RAJIV GANDHI SALAI
KELAMBAKKAM - 603 103.

DIFFERENTLY ABLED ENVIRONMENT



5. Additional Facilities



PRINCIPAL
CHETTINAD DENTAL COLLEGE &
RESEARCH INSTITUTE
RAJIV GANDHI SALAI
KELAMBAKKAM - 603 103.