



**Department of Conservative Dentistry and Endodontics
E-Learning Classes – Audio-Video Recording Links
Post Graduate Students**

S.No	Date	Topic of presentation	Faculties	No of postgraduates attended
1.	20/04/2020	Seminar by Dr. Deepthi	Dr.K.Senthil Kumar Dr.Sadasiva Dr.Anupama Dr.Manjiri	9
2.	21/04/2020	Journal discussion by Dr. Yashini	Dr.K.Senthil Kumar Dr.Sadasiva Dr.Anupama Dr.Manjiri	9
3.	22/04/2020	Journal discussion by Dr.kalaiarasi	Dr.K.Senthil Kumar Dr.Sadasiva Dr.Anupama Dr.Manjiri	9
4.	23/04/2020	Journal discussion by Dr. Shwetha	Dr.K.Senthil Kumar Dr.Sadasiva Dr.Anupama Dr.Manjiri	9
5.	24/04/2020	Seminar by Dr.Sankar	Dr.K.Senthil Kumar Dr.Sadasiva Dr.Anupama Dr.Manjiri	9
6.	25/04/2020	Seminar by Dr.Harini	Dr.K.Senthil Kumar Dr.Sadasiva Dr.Anupama Dr.Manjiri	9

Department of Conservative Dentistry & Endodontics
Attendance Report

Date: 20.04.2020

Post Graduate – Deepthi JV

UG class presentation

Staff:

Dr. K. Senthil Kumar

Dr. Sadasiva K.

Dr. Anupama R.

Dr. Manu Unnikrishnan

Dr. Manjiri Honap

Timings: 12.00 pm to 1:00pm
Deepti JV is inviting you to a scheduled Zoom meeting.

UG class presentation

Time: April 8, 2020, 12:00PM India.

Join Zoom meeting

<https://us04web.zoom.us/j/78427863260>

Meeting ID: 784 2786 3260

No of students participated: 15

Deep caries management

Deepti JV

PG

Chettinad dental college and research institute



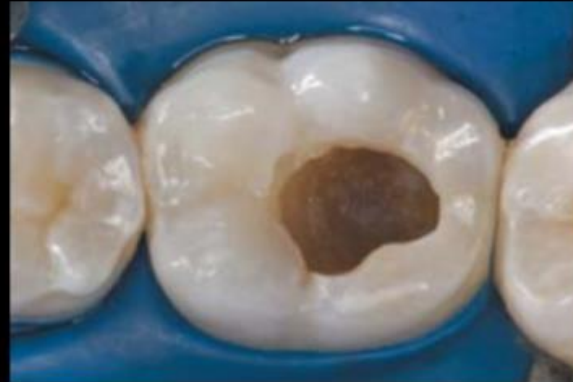
Rinshi Fasal

Infected dentin



- Superficial layer
- High concentration of bacteria
- Irreversibly denatured collagen
- Yellow , soft and wet
- Can be removed using a spoon excavator
- Has to be removed (exception -If too close to the pulp)

Affected dentin



- Deeper layer
- Does not contain bacteria
- Reversibly denatured collagen
- Darker , harder and drier
- Cannot be removed using a spoon excavator
- Need not be removed



Deepti JV








Manjiri Honap



Shanmugavelu S




Rinshi Fasal

 <p>Manjini Honap</p>	 <p>Deepti JV</p>
 <p>Rinshi Fasal</p>	 <p>Shanmugavelu S</p>
 <p>Dakshin D</p>	<p>Harini Karunaka...</p>



Srividhya Srinivasan



 Kalalarasi Murugesan




Sriram pugalenthii




 Senthil Kumar Kuma...

Sriharika Raavi



 Revanth Kumar



 Kalaiarasi Murugesan



Sriram pugalenthir



 Senthil Kumar Kuma...

Sriharika Raavi




 Revanth Kumar

Anupama R


Connecting to audio ✓

HK Harini Karunakaran (Me)

 Manjiri Honap (Host)


DJ Deepti JV


DD Dakshin D


 Shanmugavelu S

S Srividhya Srinivasan


AR Anupama R

 Kalaiarasi Murugesan


 POOJA LAKSHMANAN

 Revanth Kumar

RF Rinshi Fasal

 Sadasiva Kadandale

S Saishruthi

 Senthil Kumar Kumarappan

SR Shwetha Ramchandran

Department of Conservative Dentistry & Endodontics
Attendance Report

Date: 21.04.2020
Post Graduate – Journal discussion


Staff members:









- 1) Dr. K. Senthil Kumar
- 2) Dr. Sadasiva K.
- 3) Dr. Anupama R
- 4) Dr. Manu Unnikrishnan
- 5) Dr. Manjiri Honap
- 6) Dr. Sreeram

Timings: 1 pm -1.45pm
PG Journal Discussion
PG Journal Discussion Meeting Time: Apr 21, 2020 1pm

Zoom Meeting
<https://us04web.zoom.us/j/2878661327>

Meeting ID: 287 866 1327
No of members participated: 15



 Revathy	sankar vishwan...	 rameez taj
Harini K	Yashini Thanika...	 Srividhya Srinivasan
Shwetha Ramac...	 Sadasiva Kadandale	 Senthil Kumar Kumar...
 Manjiri Honap	 Anupama R	Deepti JV
	 Kalaiarasi Murugesan	

Recording... You are viewing Yashini Thanikachalam's screen View Options

Based on a recent finite element analysis (FEA) study, access cavity preparation has the most significant influence on the overall weakening of ETT. Other FEA studies have shown that stress in the cervical regions increases and becomes more concentrated with the gradual enlargement of the access cavities as well as greater taper preparation in the coronal thirds of the canals.

contracted or conservative endodontic cavity

- 1) The increased flexibility of instruments
- 2) Greater visibility through the use of a dental operating microscope,
- 3) various irrigant agitation methods,
- 4) The easy availability of cone-beam computed tomographic (CBCT) imaging

-Although the concept of CEC has gained popularity among endodontic specialists, it has not yet become the mainstream in the field of endodontics.

-There are still doubts about the effects of CEC on instrumentation and irrigation. The feasibility of addressing all anatomy through minimally invasive access cavities increases the likelihood of mishaps during root canal treatment, such as perforation, transportation, and ledging of the canals.

- All of these complications are procedural errors known to adversely affect the outcome of endodontic treatment

Participants (13)











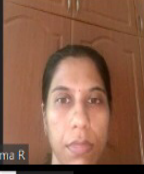

Find a participant

- SV sankar vishwanath (Me)
- YT Yashini Thanikachalam (Host)
- Anupama R
- DJ Deepti JV
- HK Harini K
- Kalajarasi Murugesan
- Manjiri Honap
- rameez taj
- R Revathy
- Sadasiva Kadandale
- Senthil Kumar Kumarappan
- SR Shwetha Ramachandran
- S Srividhya Srinivasan

Invite Unmute Me Raise Hand

Unmute Start Video Participants 13 Chat Share Screen Pause/Stop Recording Leave Meeting

Recording Paused

 <p>Srividhya Srinivasan</p>	 <p>sankar vishwanath</p>	 <p>rameez taj</p>	 <p>Shwetha Ramachandran</p>
 <p>Harini K</p>	 <p>Revathy</p>	 <p>Yashini Thanikachalam</p>	 <p>Sadasiva Kadandale</p>
 <p>Senthil Kumar Kumarappan</p>	 <p>Manjiri Honap</p>	 <p>Anupama R</p>	<p>Deepti JV</p>
 <p>Kalalarasi Murugesan</p>			

Mute Stop Video

Participants 13 Chat Share Screen Resume/Stop Recording Reactions Leave Meeting

Type here to search

13:21 21-04-2020

Department of Conservative Dentistry & Endodontics.
Attendance Report

Report Date: 22.04.2020
Post Graduate : M.Kalaiarasi
Journal Discussion

Staff:

Dr. SenthilKumar K.

Dr. Sadasiva K.

Dr. Anupama R.

Dr. Manu Unnikrishnan.

Dr. Manjiri Honap.

Dr. Sreeram.

Timings: 12.40 pm to 1.15 pm
PG Journal Discussion
Zoom Meeting link

<https://us04web.zoom.us/j/76515564295?pwd=bThJektjTmcyOG5MZEEx1R0R3eW9YUT09>

Meeting ID: 765 1556 4295
No of students participated: 9

12:48 71%

765-1556-4295 Leave

Password: 4YFjjV

Recording

EVALUATION OF APICALLY EXTRUDED DEBRIS DURING THE REMOVAL OF CANAL FILLING MATERIAL USING THREE DIFFERENT NI-TI SYSTEMS AND HAND FILES IN TEETH WITH SIMULATED APICAL ROOT RESORPTION.

H.S. TOPÇUOĞLU, S. DEMIRBUĞAZ, G. TOPÇUOĞLU

INTERNATIONAL ENDODONTIC JOURNAL
VOLUME 53, ISSUE 3
OCTOBER 2019
IMPACT FACTOR - 3.331

M.KALAIARASI
1st year PG

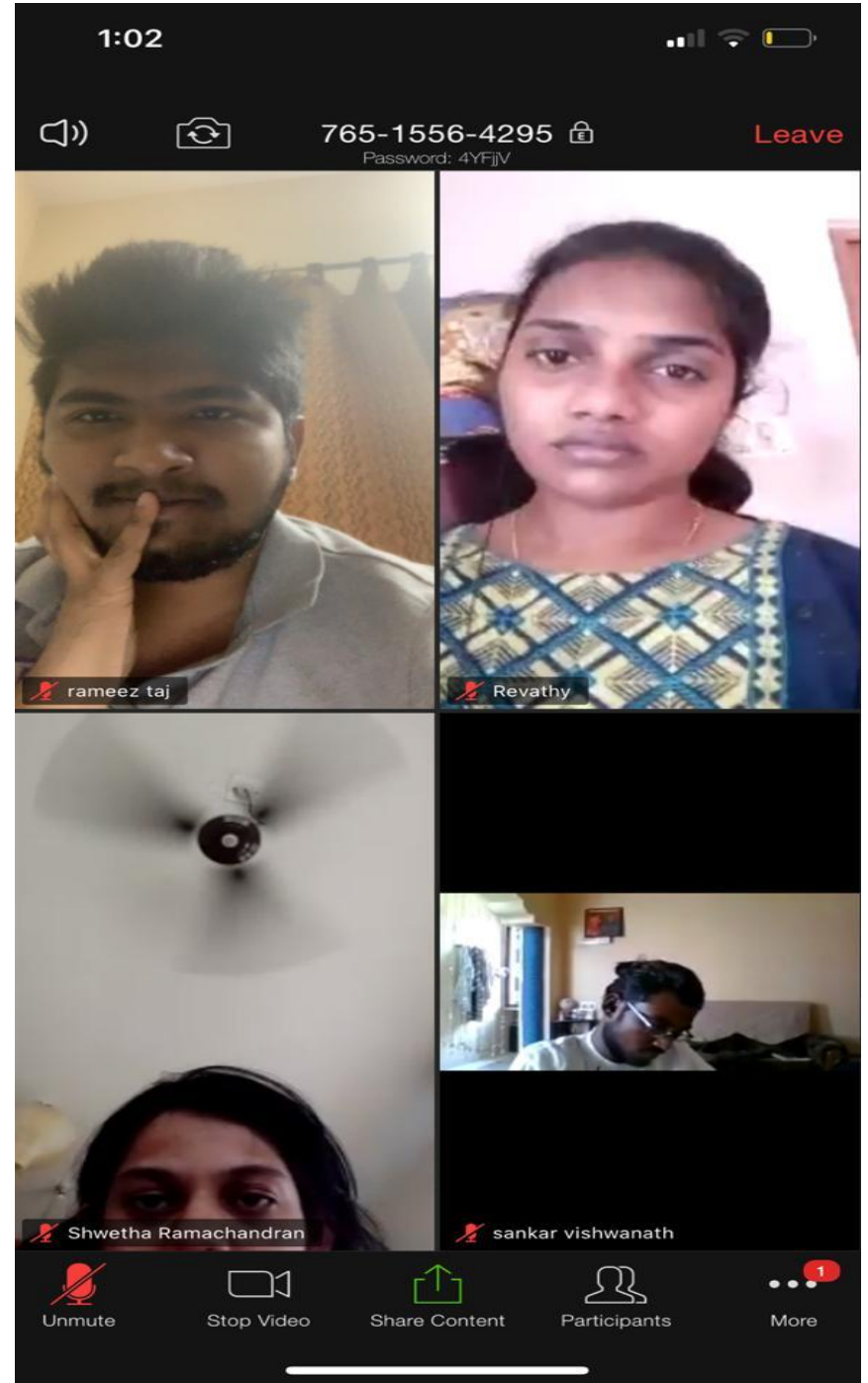
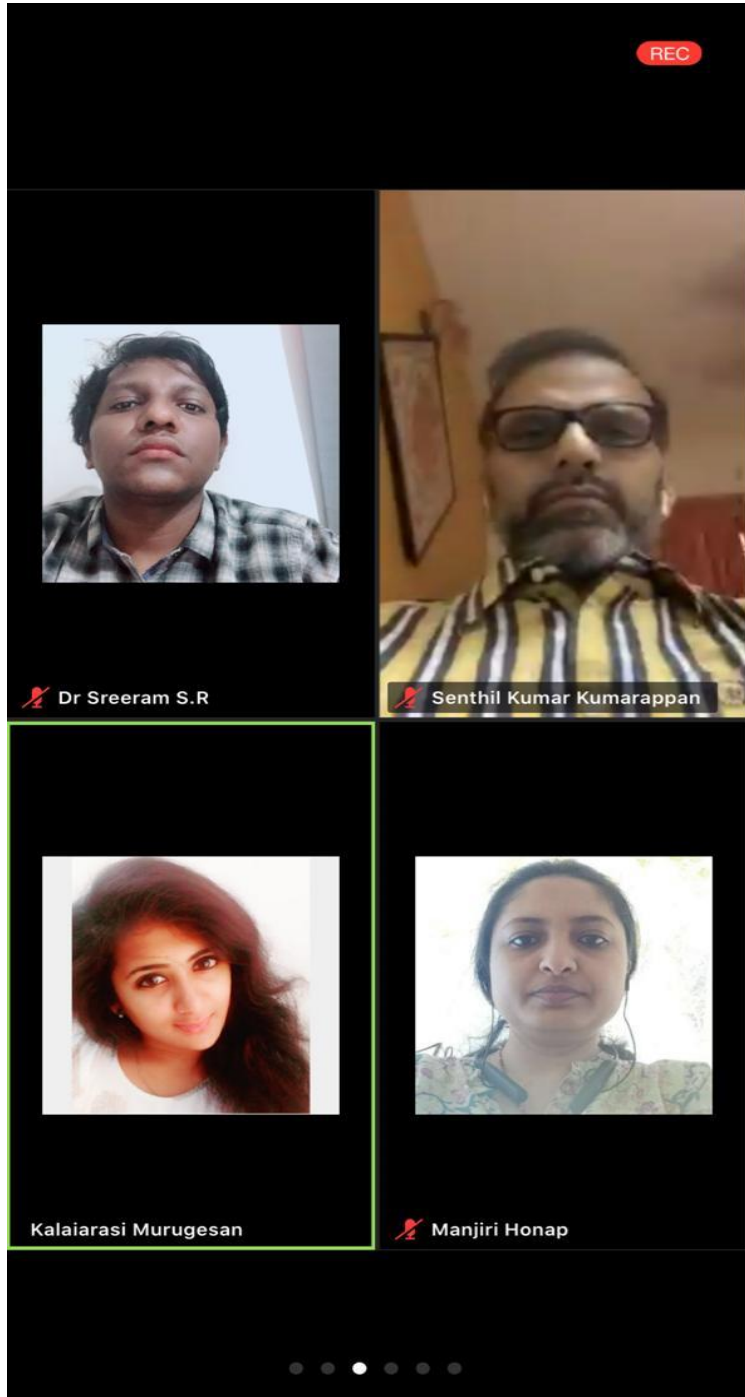
Unmute Start Video Share Participants More

12:59 69%

Close **Participants (13)**

Search

- Srividhya Srinivasan (me)
- Kalaiarasi Murugesan (host)
- Dr Sreeram S.R
- Senthil Kumar Kumarappan
- Deepti JV
- Harini K
- Manjiri Honap
- rameez taj
- Revathy
- Sadasiva Kadandale







Chettinad
Dental College & Research Institute

Department of Conservative Dentistry & Endodontics
Attendance Report

Date: 23.4.20

Post graduate: Shwetha RK

Case discussion

Staff:

Dr.Senthil kumar K

Dr.Sadasiva K

Dr.Anupama R

Dr.Sreeram

Dr.Manjiri Honap

Timing: 12.30—1.00 pm

PG Case discussion

Zoom meeting link

<https://us04web.zoom.us/j/71078495867?pwd=aEM1TEdIU3ZaalYrUTZ3QTR4WWd4Zz09>

Meeting id: 3516445474

No of students participated: 9



710-7849-5867
Password: 2B5NG9

Leave

The screenshot shows a presentation slide within a software interface. The slide title is "FIBER-REINFORCED COMPOSITE RESIN BRIDGES: AN ALTERNATIVE METHOD TO TREAT ROOT-FRACTURED TEETH". Below the title, it says "CASE DISCUSSION" and "Presented by Dr. Skurdia, D.D.S.". The software interface includes a menu bar with options like "View", "Slide Show", "Review", and "View". A sidebar on the left shows a list of slides. The bottom of the interface has a "Click to add notes" prompt and a taskbar with various application icons.



Mute



Start Video



Share Content



Participants



More

Close

Participants (13)

Search

rameez taj (me)

Shwetha Ramachandran (Host)

Anupama R

Deepti JV

Harini K

Kalaiarasi Murugesan

Manjiri Honap

Revathy

Sadasiva Kadandale

sankar vishwanath

Senthil Kumar Kumarappan

Srividhya Srinivasan

Chat

Invite

Close

Participants (13)

rameez taj (me)

Shwetha Ramachandran (Host)

Anupama R

Deepti JV

Harini K

Kalaiarasi Murugesan

Manjiri Honap

Revathy

Sadasiva Kadandale

sankar vishwanath

Senthil Kumar Kumarappan

Srividhya Srinivasan

Yashini Thanikachalam

Chat

Invite

Department of Conservative Dentistry & Endodontics Attendance Report

Date: 24.04.2020
Post Graduate – seminar

Staff:

Dr. K. Senthil Kumar

Dr. Sadasiva K.

Dr. Anupama R.

Dr. Manjiri Honap

Dr. sreeram

Dr. manu unnikrishnan

Timings: 12.45 – 1.30PM

PG Journal discussion

Meeting Time: Apr 24, 2020

Zoom Meeting link

<https://us04web.zoom.us/j/72277103254>

Meeting ID: 722 7710 3254

No of students participated: 9



722-7710-3254

Leave

Recording

HISTORY

THE PREHISTORIC ERA

- Over 10000 years ago- hunting and gathering instruments were sharpened by chipping and abrading one surface against another

THE MIDDLE AGES


- Swords, spears, shields and daggers were produced by abrading against a cylindrical stone with abrasive surface

THE 13TH CENTURY

- The Chinese introduced the first coated abrasives by embedding seashell fragments in natural gums that were spread on a parchment backing

EARLY 1900s

- Abrasive technology advanced further through development and use of alumina grains, diamond particles and silicon carbide grit




Close

Participants (12)



Srividhya Srinivasan (me)



sankar vishwanath (host)



Kalaiarasi Murugesan



Anupama R



Deepti JV



Harini K



rameez taj



Revathy



Sadasiva Kadandale



Senthil Kumar Kumarappan



Shwetha Ramachandran



Yashini Thanikachalam




Chats

Invite



Recording

Sadasiva Kadandale



Recording

Deepti JV




Recording


Srividhya Srinivasan




Shwetha Ramachandran



Yashini Thanikachalam




sankar vishwanath



Revathy



Anupama R



Harini K



rameez taj



Kalaiarasi Murugesan



Senthil Kumar Kumarappan



Department of Conservative Dentistry & Endodontics
Attendance Report

Date: 25.04.2020

Post Graduate –Harini K

Seminar Presentation

Topic- Remineralization

Staff:

Dr. K. Senthil Kumar

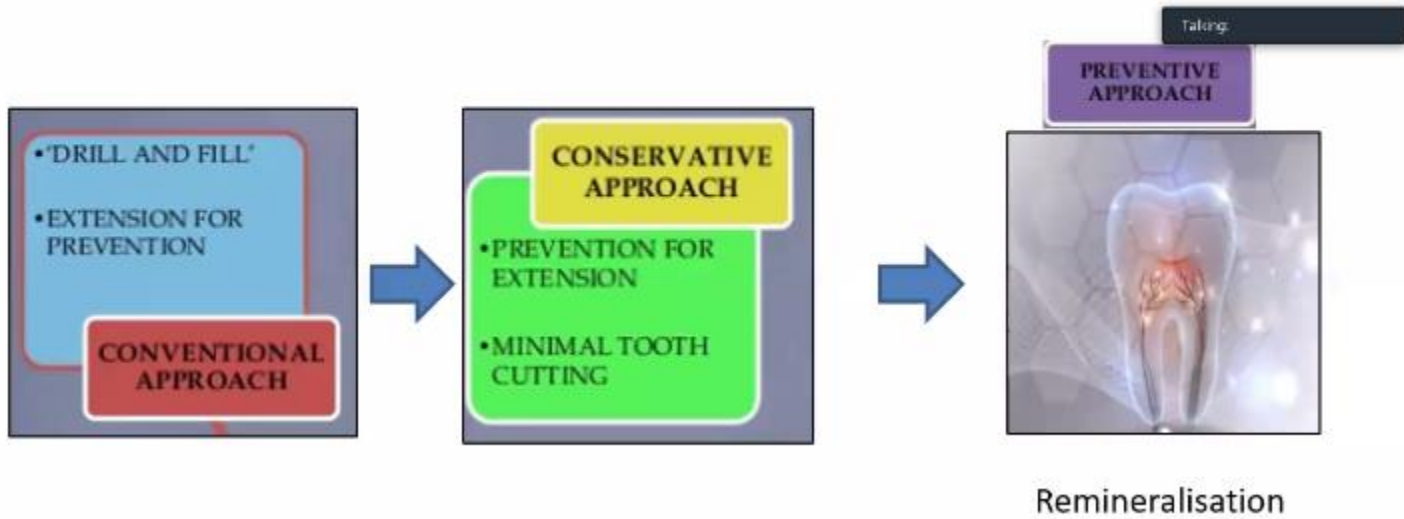
Dr. AnupamaR.

Timings: 12:45 pm to 1:30pm
Harini K is inviting you to a scheduled Zoom meeting.

PG Seminar Presentation Time:
April 25,2020, 12.45 PM.
Join Zoom meeting ID
<https://us04web.zoom.us/j/3874214085>

No of Participants: 11

INTRODUCTION



REMINERALISATION –DEFINITION:



Remineralisation is defined as a process in which minerals are deposited within the non cavitated lesion of the Enamel.

-Sturdevent

The remineralization process is a natural repair mechanism to restore the minerals again, in ionic forms, to the hydroxyapatite (HAP) crystal lattice

Zoom 40-Minutes

Speaker View

Participants (10)

Find a participant

- DJ Deepthi JV (Me)
- HK Harini Korunkoran (Host)
- YT Yashini Thanikachalam
- sanicar viswanath
- Kalsarasi Murugesan
- r ramesh taj
- R Revathy
- Senthi Kumar Kumerappan
- Shwetha Ramachandran
- S Sriidhya Srinivasan

Mute Stop Video Participants Chat Share Screen Record Reactions Leave Meeting

Type here to search

1:00 25-04-2020

The image shows a Zoom meeting window with a grid of 10 participants. The participants are: Harini Korunkoran, Deepthi JV, Senthi Kumar Kumerappan, Yashini Thanikachalam (highlighted with a green border), Sriidhya Srinivasan, Shwetha Ramachandran, Kalsarasi Murugesan, ramesh taj, Revathy, and sanicar viswanath. The participants list on the right shows the same 10 participants with their names and initials. The Windows taskbar at the bottom shows the search bar, taskbar icons, and system tray with the time 1:00 and date 25-04-2020.

Zoom 40-Minutes

Speaker View

Participants (11)

Find a participant

DJ Deepthi JV (Me)
 HK Harini Karunakaran (Host)
 YT Yashini Thanikachalam
 sankar viswanath
 Anupama R
 Kalalarasi Murugesan
 rameez taj
 Revathy
 Senthil Kumar Kumarappan
 Shwetha Ramachandran
 S Sridevya Srinivasan

Yashini Thanikachalam
 Deepthi JV
 Senthil Kumar...
 Harini Karunaka...
 rameez taj
 S
 Sridevya Srinivasan
 Shwetha Ramachandran
 Kalalarasi Murugesan
 Revathy
 sankar viswanath
 Anupama R

Mute Stop Video
 Participants Chat Share Screen Record Reactions
 Leave Meeting
 invite Mute Me Raise Hand
 Type here to search
 1:31 25-04-2020