Chettinad Dental College & Research Institute

DEPARTMENT OF PEDODONTICS AND PREVENTIVE DENTISTRY

SCHEDULE FOR SEMINARS AND JOURNALS (04.05.2020-09.05.2020)

S.NO	DATE	TOPIC	DISCUSSION	FACULTY	NO OF PARTICIPANT ATTENDED
1	04.05.20	Recent diagnostic methods for caries	Seminar	Dr. Joe louis Dr. Daya srinivasan Dr. Senthil egappan Dr. Divya natarajan Dr. Devi chandrika	Dr. Anisha.s Dr. Dhanalakshmi Dr. Jayanthi Dr. Sowmiyasree Dr. Asmitha.v Dr. Shanmugapriya Dr. Vigneshwar Dr.Saraswathy meena Dr. Shruthi
2	04.05.20	Biochemistry	Seminar	Dr. Daya srinivasan Dr. Senthil egappan	Dr. Dhanalakshmi Dr. Jayanthi Dr. Sowmiyasree Dr. Anisha Dr. Shanmugapriya Dr. Shruthi Dr. Saraswathy Meena

3	05.05.20	Types of study designs	Seminar	Dr. Joe louis Dr. Daya srinivasan Dr. Senthil egappan Dr. Divya natarajan Dr. Devi chandrika	Dr. Dhanalakshmi Dr. Jayanthi Dr. Sowmiyasree Dr. Anisha.s Dr. Asmitha.v Dr. Shanmugapriya Dr. Vigneshwar Dr.Saraswathy meena Dr.Shruthi
4	06.05.20	Fluoridation studies in India	Seminar	Dr. Joe louis Dr. Daya srinivasan Dr. Senthil egappan Dr. Divya natarajan Dr. Devi chandrika	Dr. Dhanalakshmi Dr. Jayanthi Dr. Sowmiyasree Dr. Anisha.s Dr. Asmitha.v Dr. Shanmugapriya Dr. Vigneshwar Dr.Saraswathy meena Dr.Shruthi
5	06.05.20	Physiology	Test	Dr. Joe louis Dr. Daya srinivasan	Dr. Vigneshwar Dr. Saraswathymeena Dr. Shruthi
6	07.05.20	Chemico mechanical caries removal	Seminar	Dr. Joe louis Dr. Daya srinivasan Dr. Senthil egappan Dr. Divya natarajan Dr. Devi chandrika	Dr. Sowmiyasree Dr. Shanmugapriya Dr. Dhanalakshmi Dr. Jayanthi Dr. Anisha.s Dr. Asmitha.v Dr. Vigneshwar Dr.Saraswathy meena Dr. Shruthi

7	08.05.20	Tests of significance	Seminar	Dr. Joe louis Dr. Daya srinivasan Dr. Senthil egappan Dr. Divya natarajan Dr. Devi chandrika	Dr. Shanmugapriya Dr. Vigneshwar Dr. Dhanalakshmi Dr. Jayanthi Dr. Sowmiyasree Dr. Anisha.s Dr. Asmitha.v Dr.Saraswathy meena Dr. Shruthi
8	09.05.20	Dental Age	Seminar	Dr. Joe louis Dr. Daya srinivasan Dr. Senthil egappan Dr. Divya natarajan Dr. Devi chandrika	Dr. Vigneshwar Dr. Dhanalakshmi Dr. Jayanthi Dr. Sowmiyasree Dr. Anisha Dr. Asmitha.v Dr. Shanmugapriya Dr.Saraswathy meena Dr. Shruthi

Chettinad
Dental College & Research Institute

SEMINAR DISCUSSIONS

DATE: 04.05.2020

TOPIC: RECENT DIAGNOSTIC METHODS FOR CARIES

PRESENTER: Dr.Jayanthi. K

Dr. Jayanthi Kannappan is inviting you to a scheduled Zoom meeting.

Join Zoom Meeting
https://us04web.zoom.us/j/73031229521?pwd=RTNVRXFJY0g3QURYUnNLMitXdWpwdz09

Meeting ID: 730 3122 9521
Password: 031546

8:15 am

Chettinad
Dental College & Research Institute

RECENT DIAGNOSTIC METHODS FOR CARIES

Dr. Jayanthi. K
3rd year PostGraduate
Pedodontics

ADVANCED DIAGNOSTIC METHODS

RADIOGRAPHIC METHODS
• Digital image enhancement
• Digital subtraction radiography
• Tuned-aperture computed tomography (TACT) • Transverse microradiography (TMR) • X ray microtomography

VISIBLE LIGHT
Optical caries monitor
Fiber optic trainsillumination (FOTI)
Digital Image fiber-optic transillumination
Wavelength dependent FOTI

DIGITAL IMAGING RADIOGRAPHY

Digital radiography is a form of radiography that uses X-ray-sensitive plates to capture data and then immediately transferring it to a computer system without the use of an intermediate cassette.

A digital radiograph is comprised of a number of pixels. Each pixel carries a value between 0 and 255

0 - black

255 - white

The values in between represent shades of grey, and it can be quickly appreciated that a digital radiograph, with a potential of 256 grey levels has significantly lower resolution than a conventional radiograph that contain millions of grey levels

Prachi Mital, Neha Mehta, Aditya Saini, Deepak Raisingani, Medhavi Sharma."Recent Advances in Detection and Diagnosis of Dental Caries". Journal of Evolution of Medical and Dental Sciences 2014; Vol. 3, Issue 01, January 06; Page: 177-191

Chettinad
Dental College & Research Institute

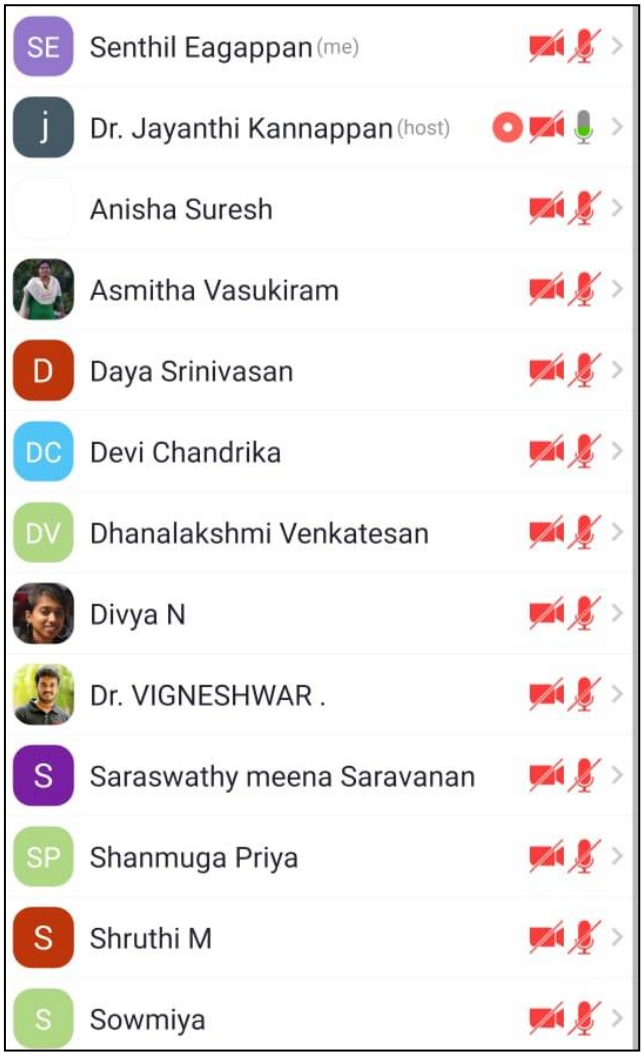

Chettinad
Dental College & Research Institute

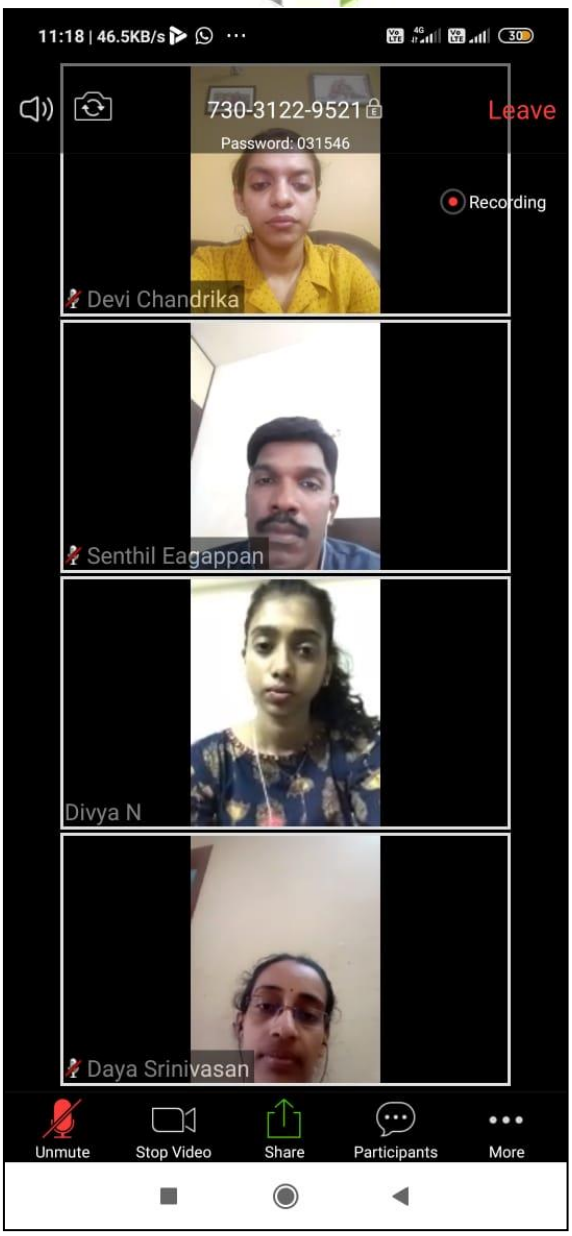

Chettinad
Dental College & Research Institute

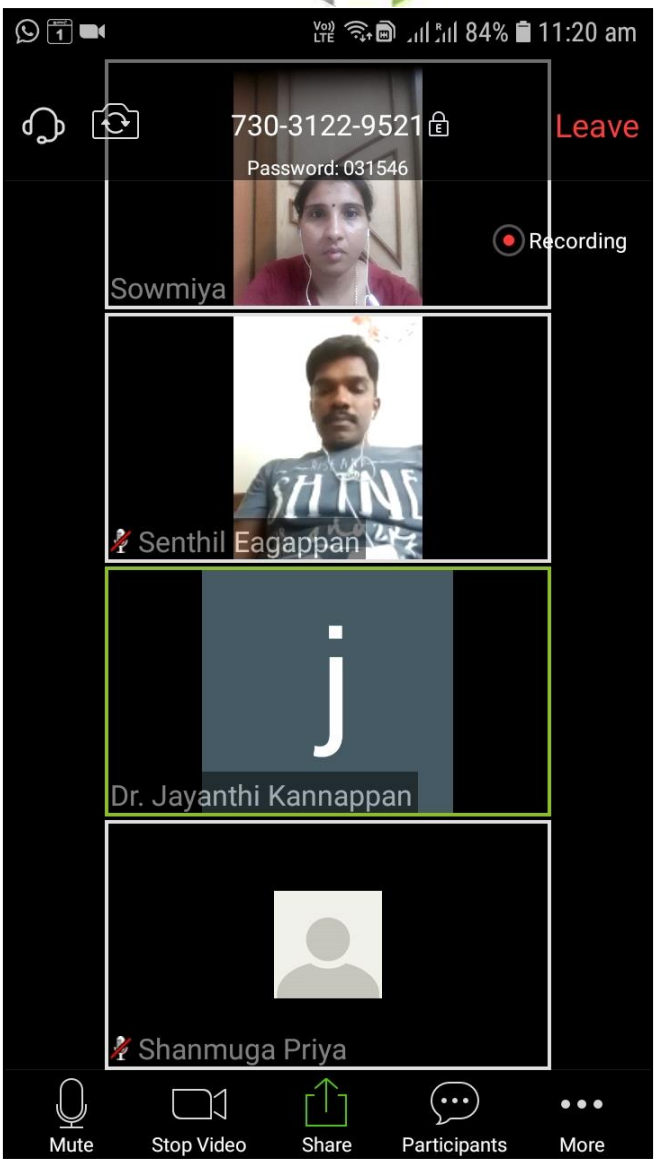

Chettinad
Dental College & Research Institute

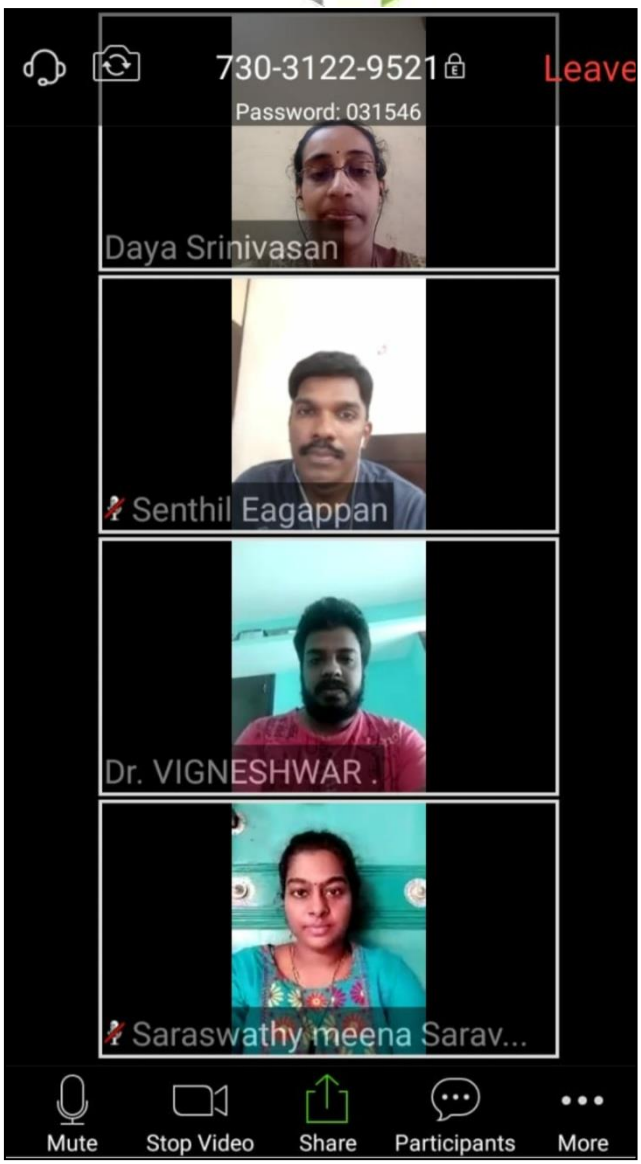

Chettinad
Dental College & Research Institute

SEMINAR DISCUSSIONS

DATE: 04.05.2020

TOPIC: DIABETES MELLITUS

PRESENTER: Dr. SUMATHY. S

Professor & HOD

Department of Biochemistry

Please join my meeting from your computer, tablet or smartphone.

https://global.gotomeeting.com/join/352580997

You can also dial in using your phone.
(For supported devices, tap a one-touch number below to join instantly.)

United States: +1 (872) 240-3212
- One-touch: tel:+18722403212,,352580997#

Access Code: 352-580-997

New to GoToMeeting? Get the app now and be ready when your first meeting starts: https://global.gotomeeting.com/install/352580997

Chettinad
Dental College & Research Institute

Diabetes Mellitus

Dr. SUMATHY.S
Prof & HOD
Department of Biochemistry
CHRI

5/4/2020 1

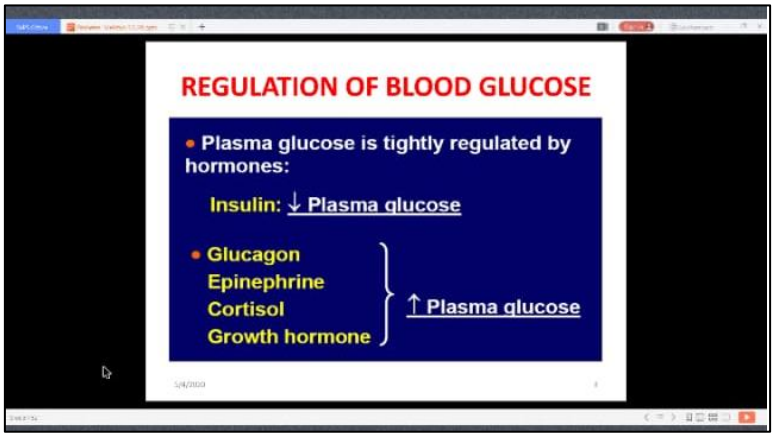

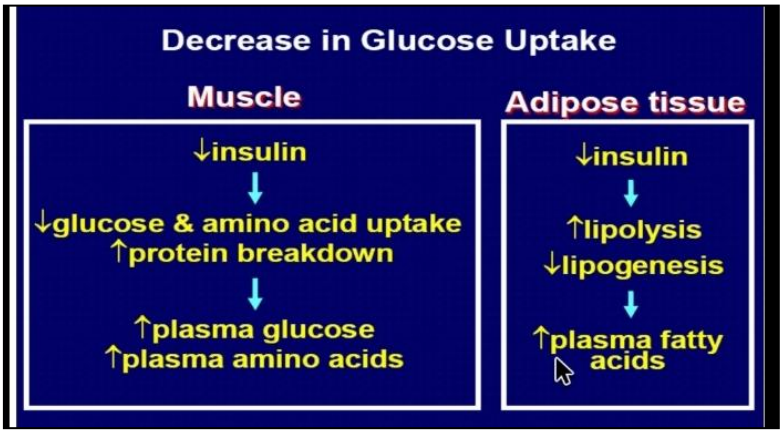

Chettinad
Dental College & Research Institute

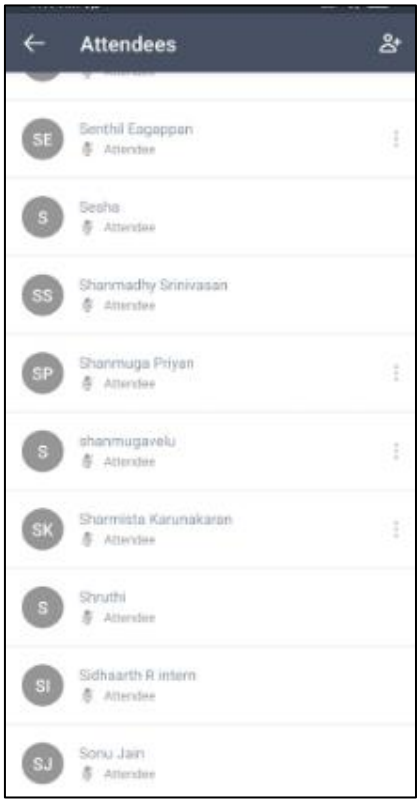

Chettinad
Dental College & Research Institute

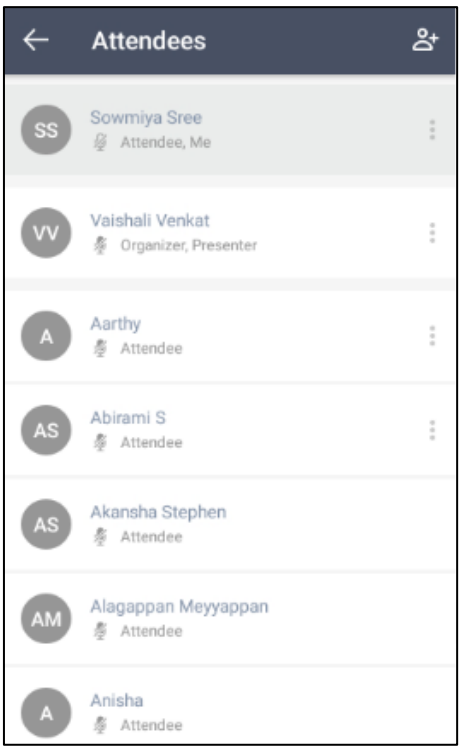

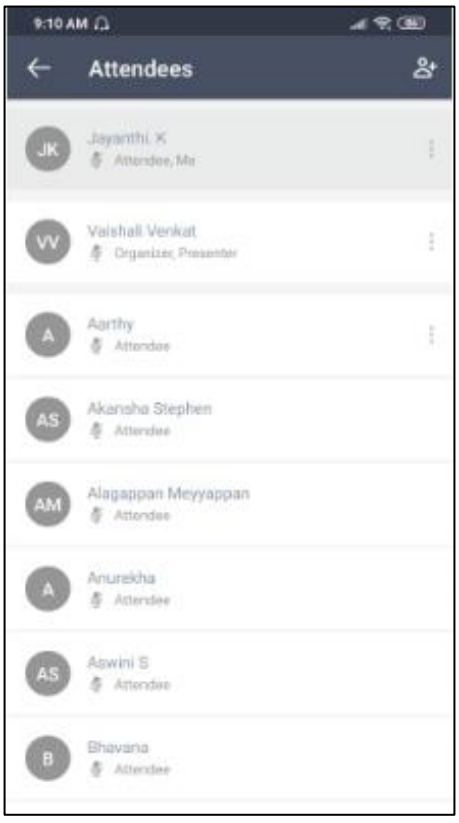

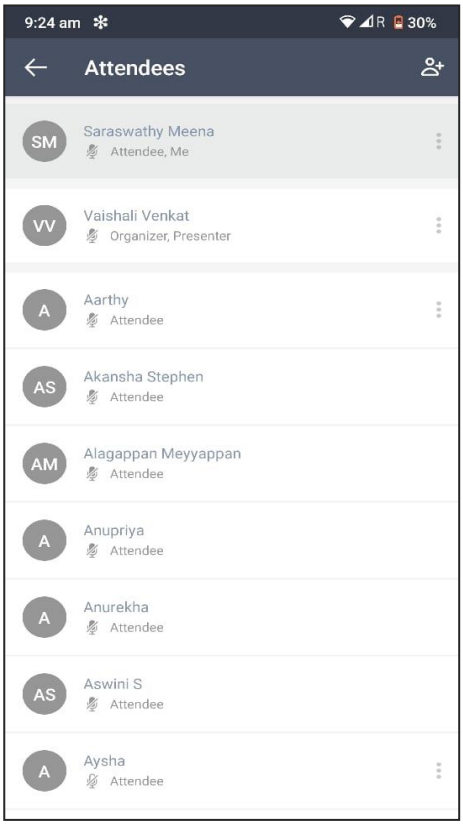

Chettinad
Dental College & Research Institute

SEMINAR DISCUSSIONS

DATE: 05.5.2020

TOPIC: TYPES OF STUDY DESIGNS

PRESENTER: Dr.Asmitha. V

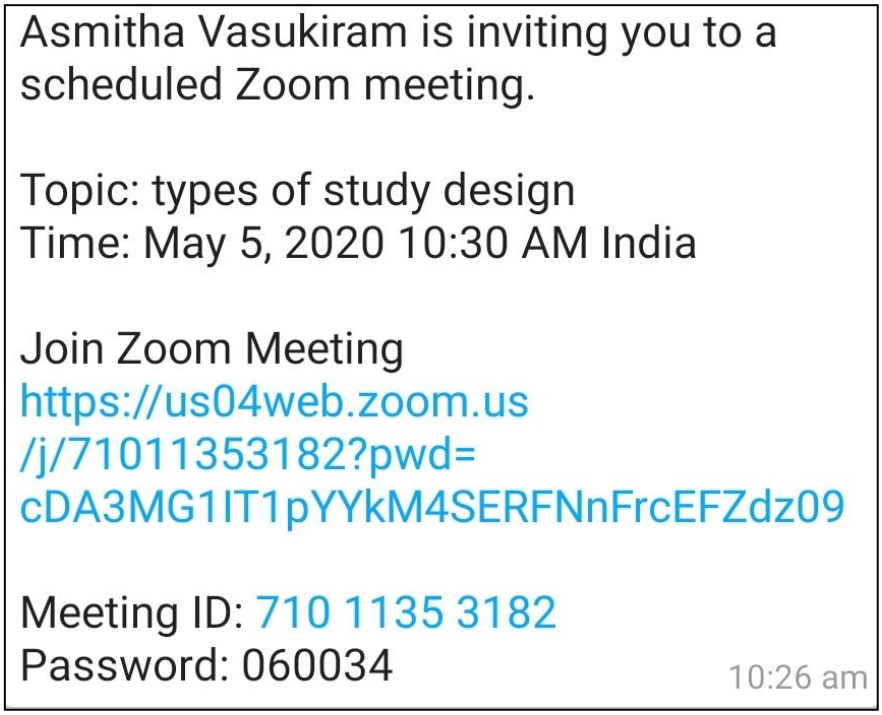
Asmitha Vasukiram is inviting you to a scheduled Zoom meeting.

Topic: types of study design
Time: May 5, 2020 10:30 AM India

Join Zoom Meeting
https://us04web.zoom.us/j/71011353182?pwd=cDA3MG1IT1pYYkM4SERFNnFrcEFZdz09

Meeting ID: 710 1135 3182
Password: 060034

10:26 am

Chettinad
Dental College & Research Institute

TYPES OF STUDY DESIGN

Dr.Asmitha.V, II year MDS,
Department of pedodontics and preventive dentistry

DESCRIPTIVE

- Descriptive study is the first phase of epidemiological investigation.
- Observing the distribution of disease or health related events in human population.
- Identify the characteristics with which the disease is associated.
- Basically 3 questions are asked

When - Time,

where - place,

who - person distribution.

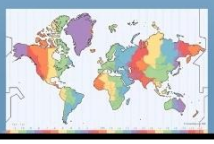

Non-randomized clinical trial

- Non-randomized or "non-experiment" or quasi-experiment: those departing from strict randomization for practical purposes in such a manner that non-randomization does not seriously affect the theoretical basis of conclusions

e.g. natural experiments, water fluoridation studies

Chettinad
Dental College & Research Institute

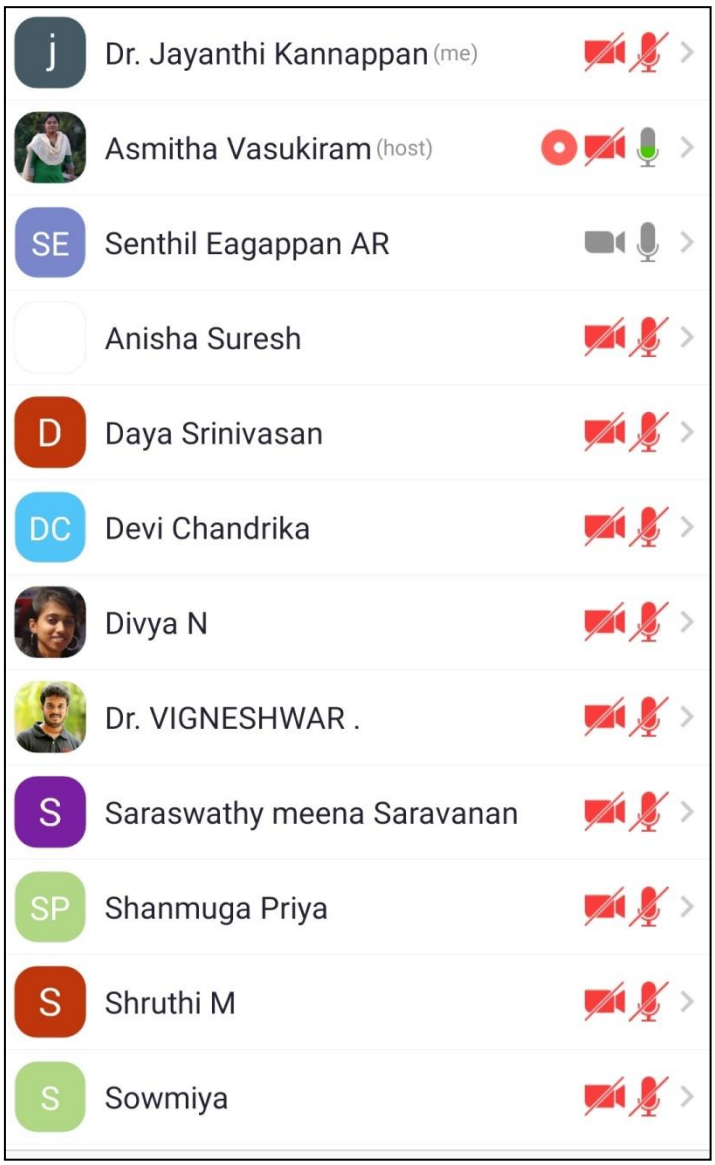

Chettinad
Dental College & Research Institute

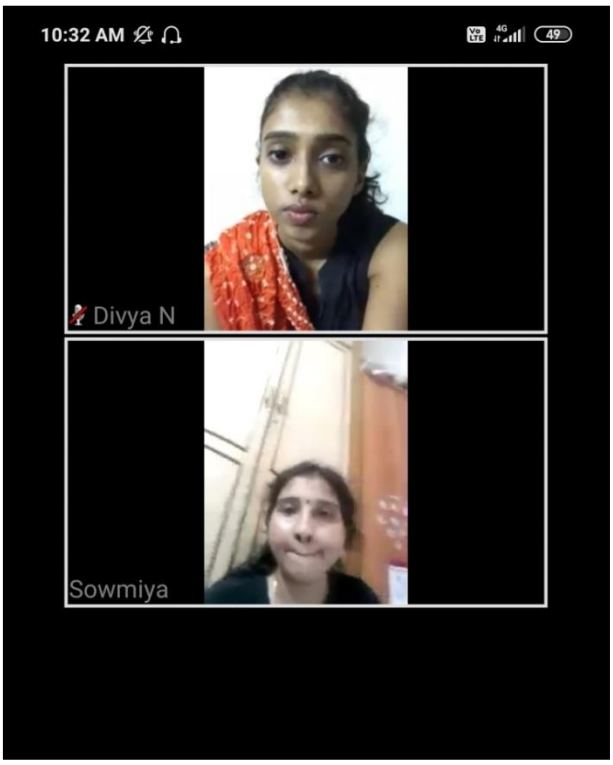

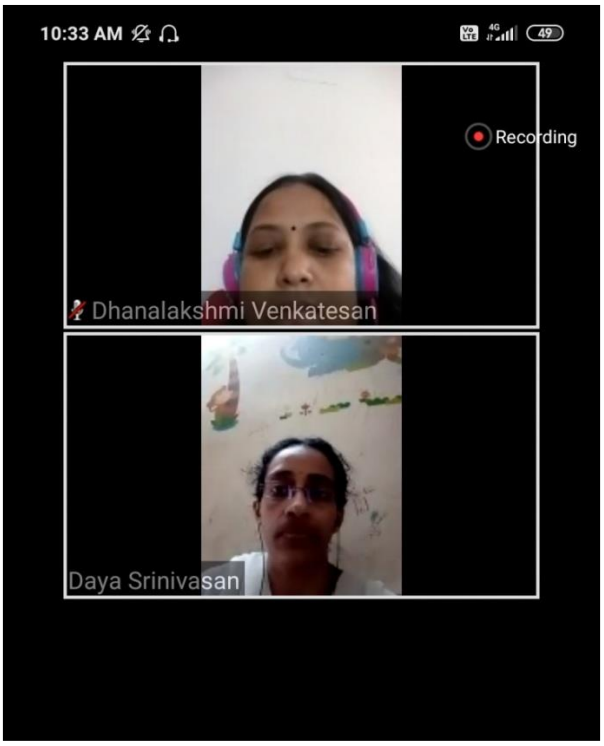

Chettinad
Dental College & Research Institute

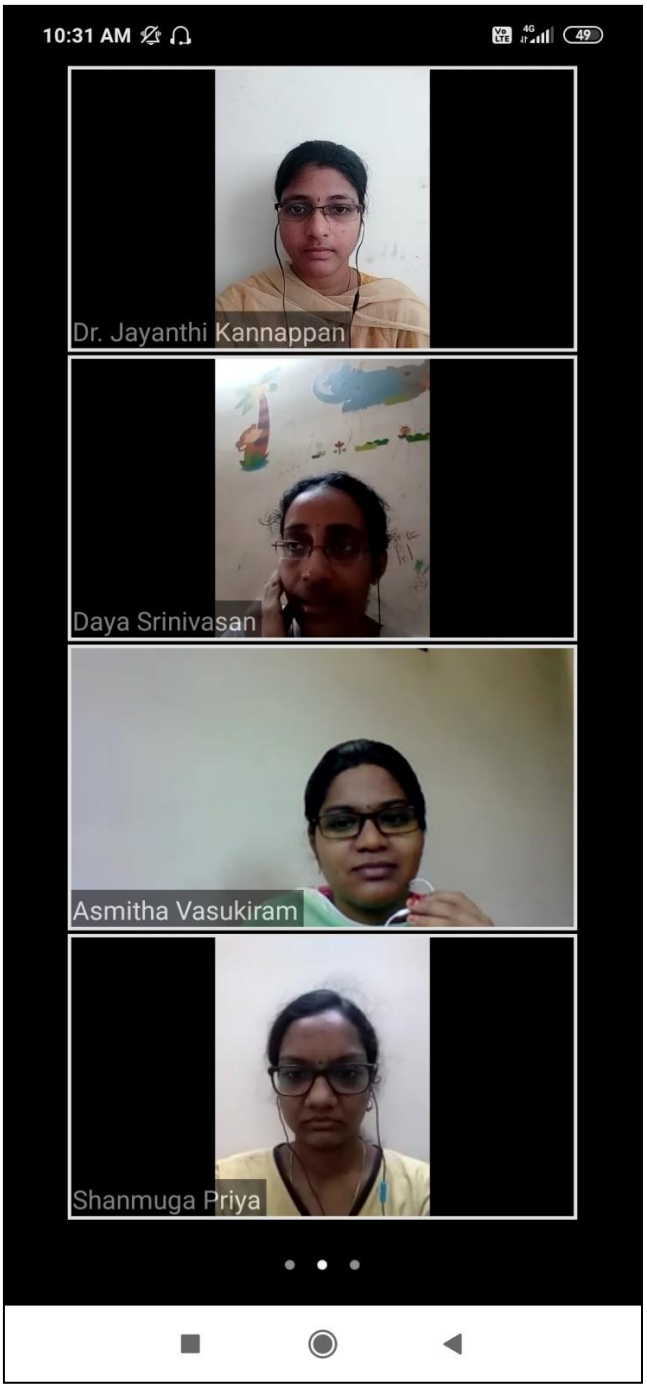

Chettinad
Dental College & Research Institute

Chettinad
Dental College & Research Institute

Chettinad
Dental College & Research Institute

DATE: 06.05.2020

TEST: PHYSIOLOGY TEST FOR I YEARS

QUESTIONS:

1. **Division of ANS**
2. **Deglutition**
3. **Adrenal medulla**
4. **Acromegaly**
5. **Pain pathway**

Chettinad
Dental College & Research Institute

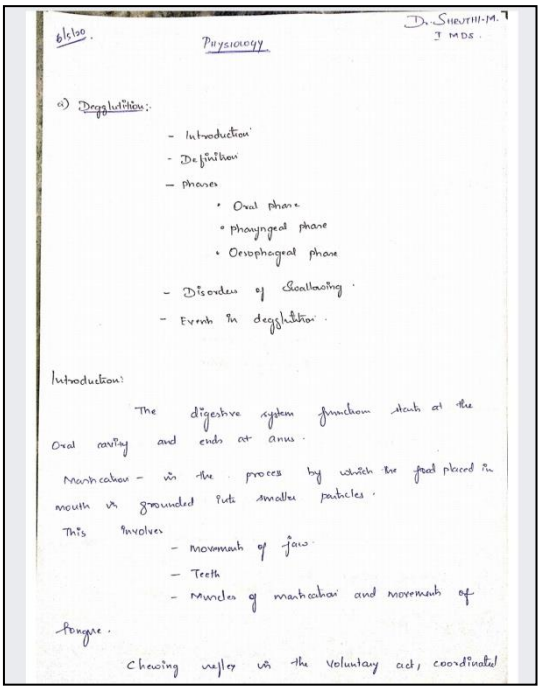

6/5/20. Dr. SHRUTHI.M.T
I MDS.

Physiology

a) Deglutition:

- Introduction
- Definition
- Phases
  - Oral phase
  - Pharyngeal phase
  - Oesophageal phase
- Disorders of Swallowing
- Events in deglutition

Introduction:

The digestive system functions starts at the Oral cavity and ends at anus.

Mastication - is the process by which the food placed in mouth is grounded into smaller particles.

This involves
- movement of jaw
- Teeth
- Muscles of mastication and movement of Tongue.

Chewing reflex is the voluntary act, coordinated

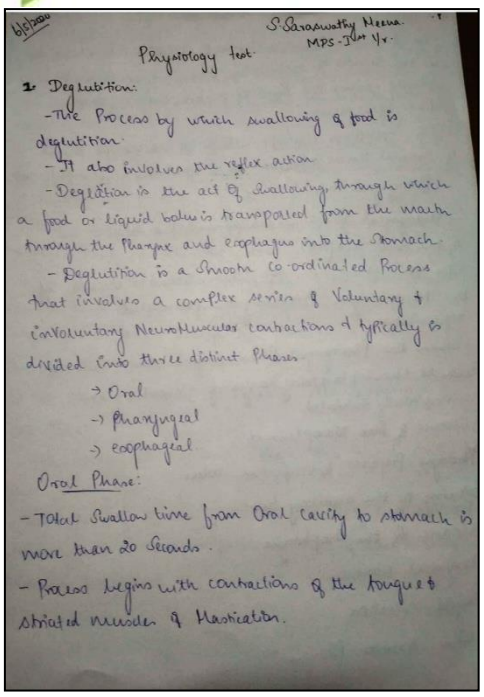

6/5/20

S. Saraswathy Meena.
MPS - IInd Yr.

Physiology test

1. Deglutition:

- The process by which swallowing of food is deglutition.
- It also involves the reflex action
- Deglutition is the act of swallowing through which a food or liquid bolus is transported from the mouth through the Pharynx and esophagus into the Stomach.
- Deglutition is a Smooth co-ordinated Process that involves a complex series of Voluntary & Involuntary Neuromuscular contractions & typically is divided into three distinct Phases.
  - → Oral
  - → Pharyngeal
  - → esophageal

Oral Phase:

- Total Swallow time from Oral cavity to stomach is more than 20 Seconds.
- Process begins with contractions of the tongue & Striated muscles of Mastication.

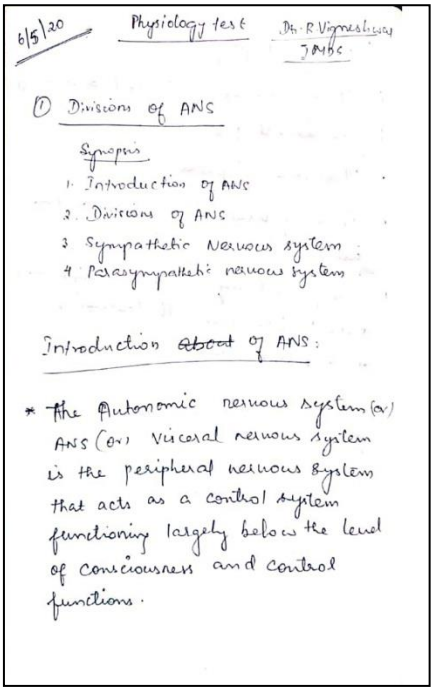

6/5/20 Physiology test Dr. R Vigneshwari
I MDS

1. Divisions of ANS

Synopsis

1. Introduction of ANS
2. Divisions of ANS
3. Sympathetic Nervous system
4. Parasympathetic nervous system

Introduction ~~about~~ of ANS:

* The Autonomic nervous system (or) ANS (or) Visceral nervous system is the peripheral nervous system that acts as a control system functioning largely below the level of consciousness and control functions.

Chettinad
Dental College & Research Institute

SEMINAR DISCUSSIONS

DATE: 06.05.2020

TOPIC: FLUORIDATION STUDIES IN INDIA

PRESENTER: Dr.Sowmiya Sree

Join Zoom Meeting
https://us04web.zoom.us/j/74349226849?pwd=WUkwdkV3Zk5OeEEydVI4Qm5WRWZpQT09

Meeting ID: 743 4922 6849
Password: 3fDzDQ

Chettinad
Dental College & Research Institute

Indian Studies of Fluoridation

Dr. R.A. Sowmiya Sree
Department of Pedodontics and Preventive Dentistry
Chettinad Dental College and Research Institute

Fluoride Electrode Method:

- Fluoride electrode consists of single crystal lanthanum fluoride membrane
- When the membrane comes in contact with fluoride a electrode potential develops
- The electrode potential depends on level of free fluoride ion in solution
- First the various concentration of fluoride solution is prepared and its electrode potentials are noted

Countries using water fluoridation

1) Argentina
2) Australia
3) Canada
4) Malaysia
5) New Zealand
6) United Kingdom
7) United States
8) Vietnam
9) Singapore

Countries which refused water fluoridation

1) Austria
2) China
3) Netherland
4) Switzerland
5) India
6) Sweden
7) Finland
8) Japan
9) Germany

Chettinad
Dental College & Research Institute

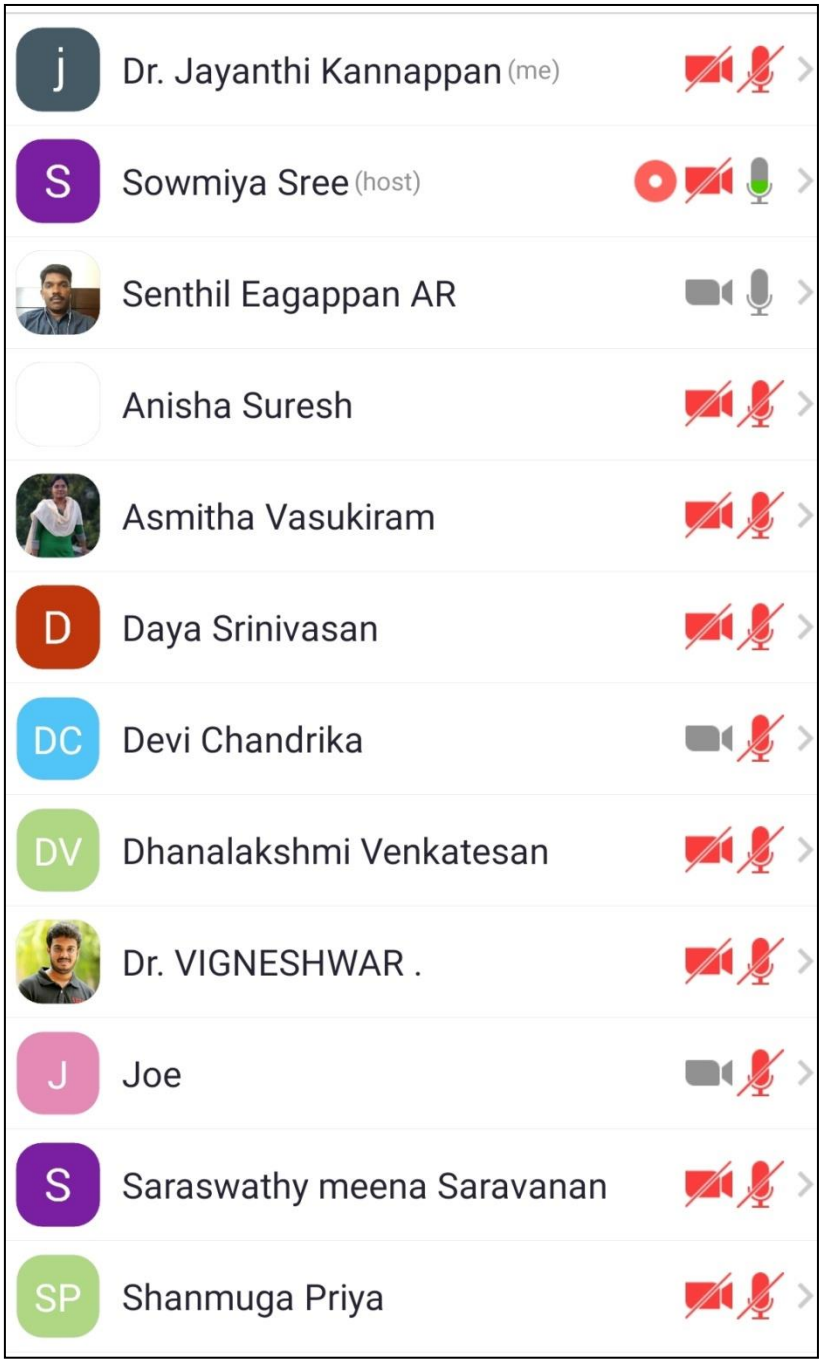

Chettinad
Dental College & Research Institute

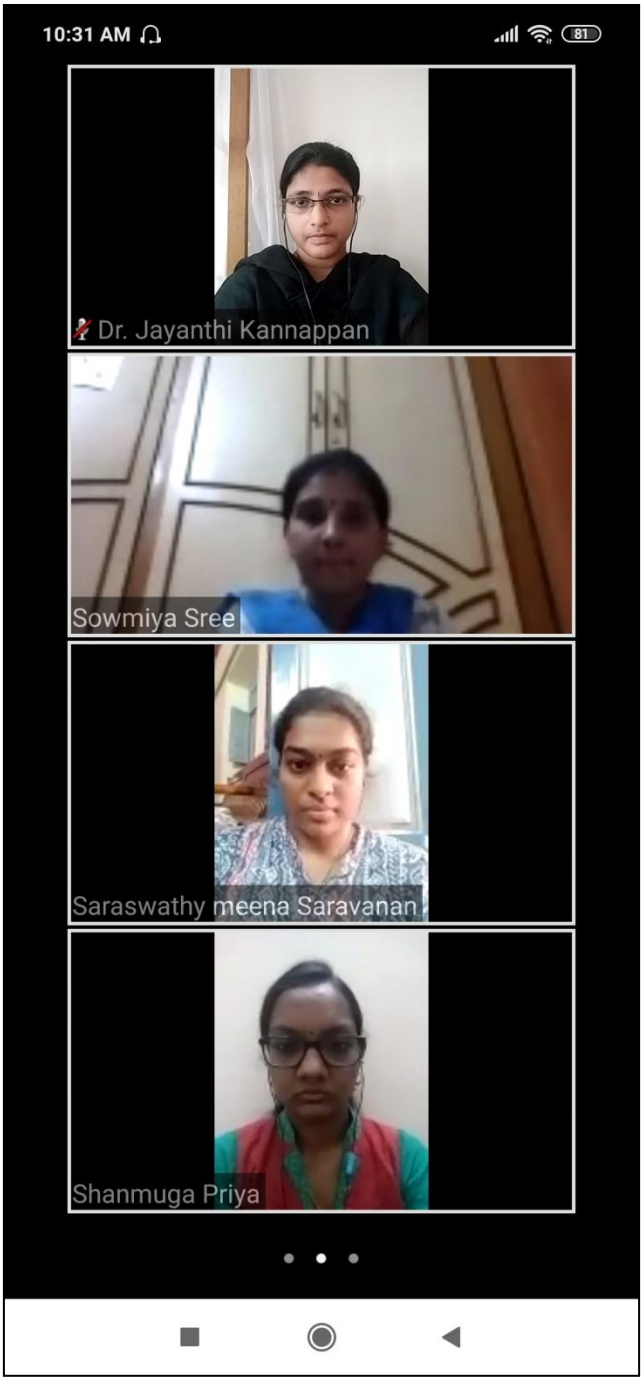

Chettinad
Dental College & Research Institute

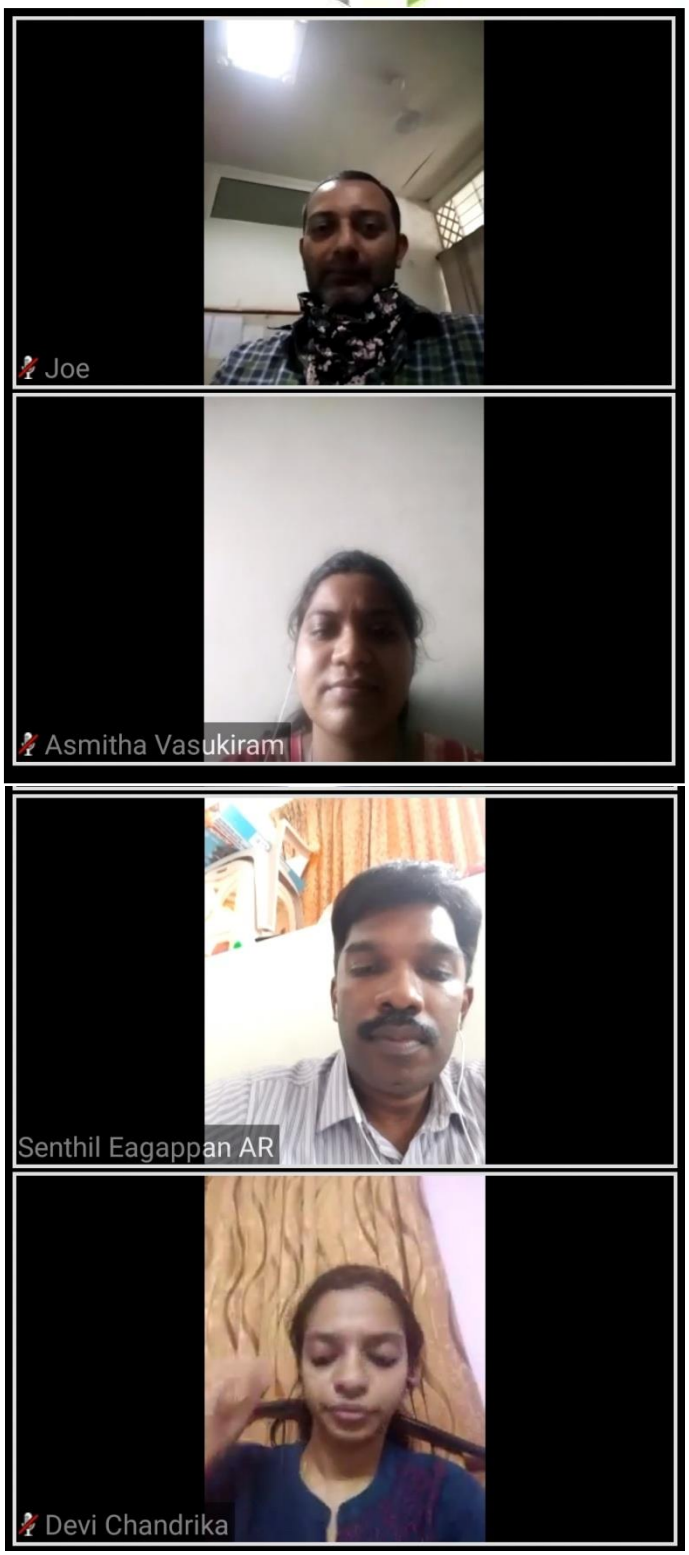

Chettinad
Dental College & Research Institute

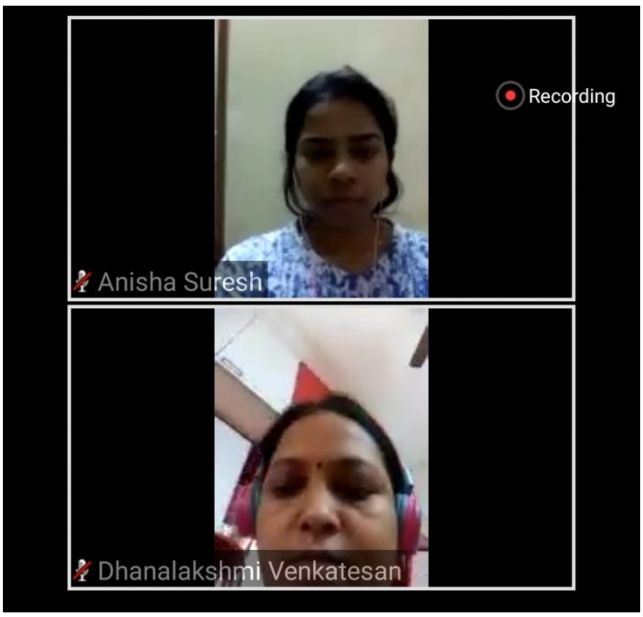

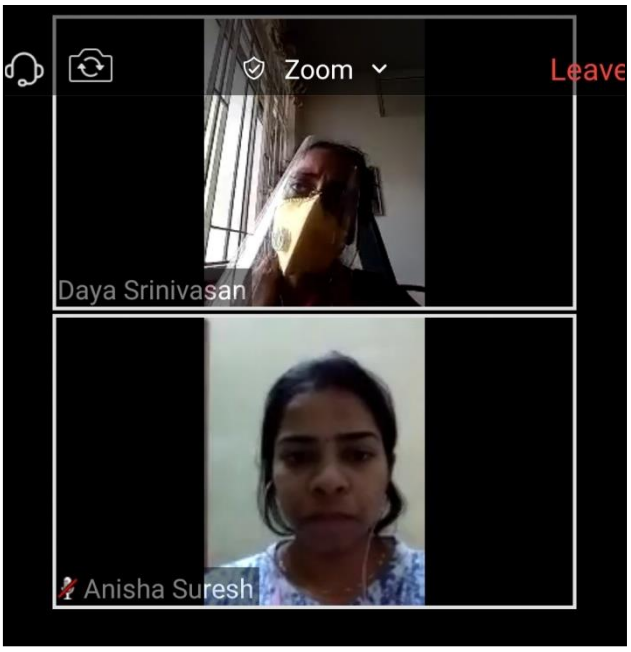

Chettinad
Dental College & Research Institute

SEMINAR DISCUSSIONS

DATE: 07.05.2020

TOPIC: CHEMICO MECHANICAL CARIES REMOVAL

PRESENTER: Dr. Saraswathy Meena

Saraswathy meena Saravanan is inviting you to a scheduled Zoom meeting.

Topic: chemomechanical caries
Time: May 7, 2020 10.30 AM UTC

Join Zoom Meeting
https://us04web.zoom.us/j/5963294890?pwd=VkVWdkFZaTErQ2ttSm1kQkE2R1F4dz09

Meeting ID: 596 329 4890
Password: 12345

10:27 am

Chettinad
Dental College & Research Institute

CHEMOMECHANICAL CARIES REMOVAL

GK-101&GK-101E

S G schtzbank et al in 1978, compared the GK-101 and GK-101E(invitro) And concluded that GK-101 and GK-101E exerted significant chemical action in the removal of carious material.

1.patients acceptance:

Nadanovsky P et al.,in 2001 evaluated the efficacy and comfort of patients by hand excavation and Carisolv and stated that Carisolv was a successful material and observed a difference in certain level of comfort.

Akaboura A, Masouras et al in 2003,The need of anesthesia is reduced in Carisolv compared to conventional methods, thus the co-operation of patient is sometimes more or at par to conventional methods. The co-operation of patients treated with Chemo-mechanical technique was similar to the patients treated with the conventional method.

Chettinad
Dental College & Research Institute

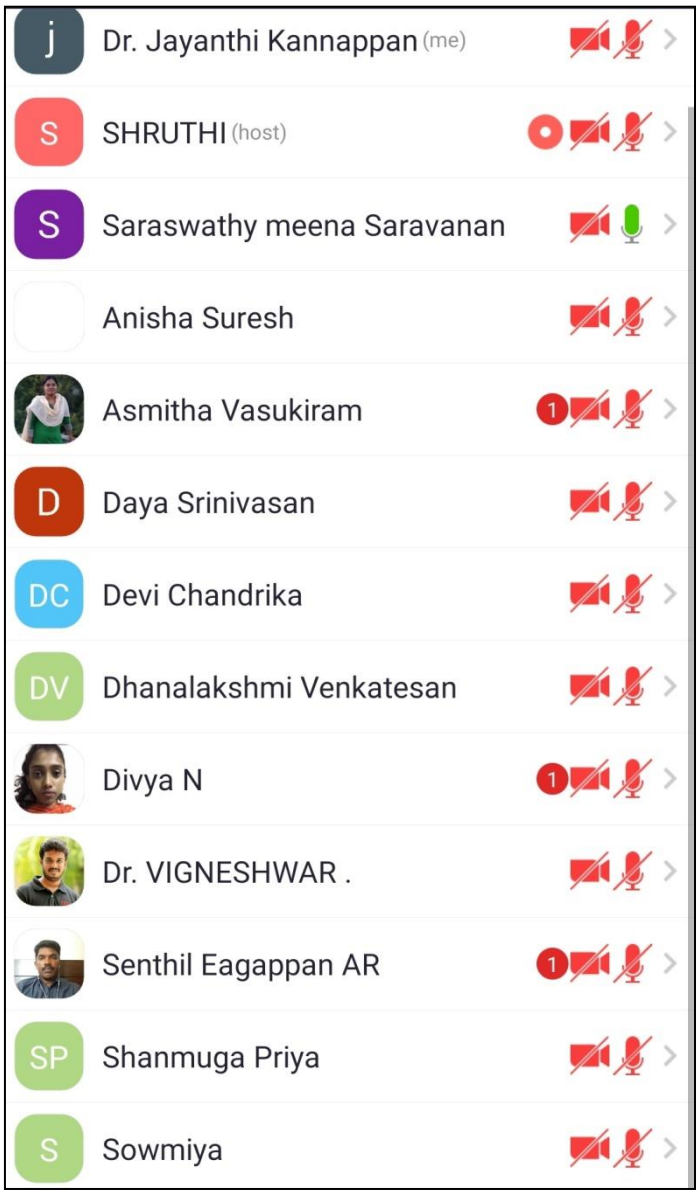

Chettinad
Dental College & Research Institute

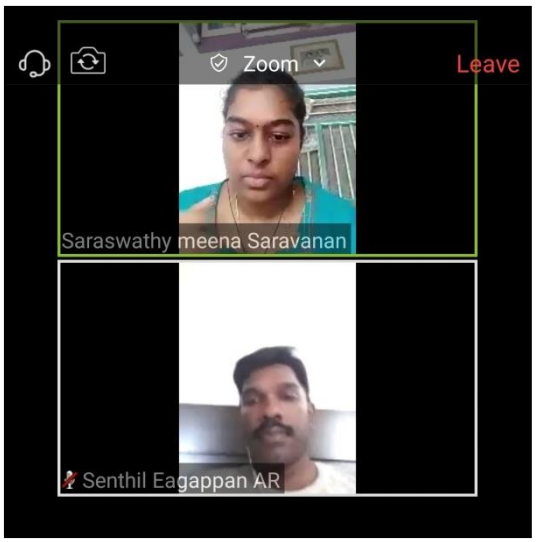

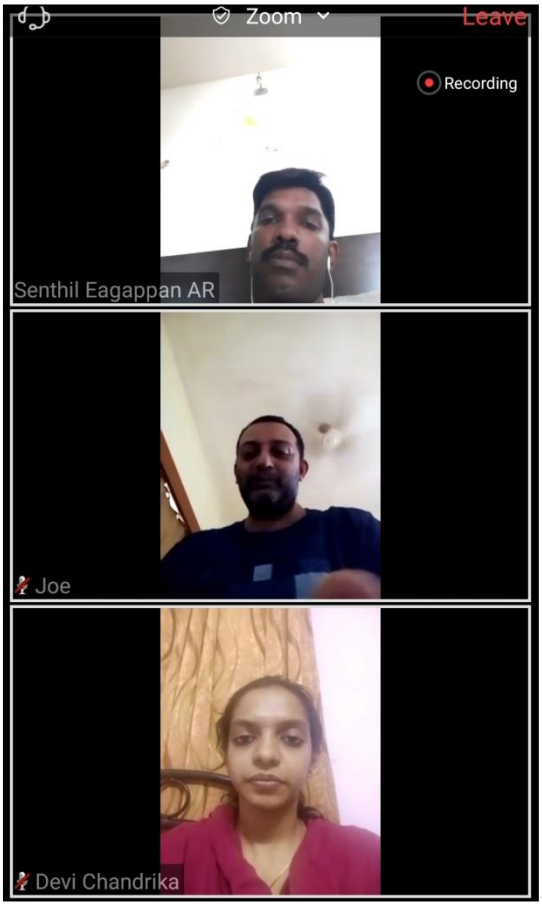

Chettinad
Dental College & Research Institute

Chettinad
Dental College & Research Institute

Chettinad
Dental College & Research Institute

SEMINAR DISCUSSIONS

DATE: 08.05.2020

TOPIC: TESTS OF SIGNIFICANCE

PRESENTER: Dr.Shanmuga priya

Shanmuga Priya is inviting you to a scheduled Zoom meeting.

Topic: Shanmuga Priya's Zoom Meeting
Time: May 8, 2020 10:30 AM Mumbai, Kolkata, New Delhi

Join Zoom Meeting
https://us04web.zoom.us/j/71016804887?pwd=cjZ1dkltUG1odWFCcDhLeXdsaldOdz09

Meeting ID: 710 1680 4887
Password: 123456

10:26 ar

Chettinad
Dental College & Research Institute

TESTS OF SIGNIFICANCE

DR. T. SHANMUGAPRIYA
II year PG
DEPT. OF PEDODONTICS AND PREVENTIVE DENTISTRY

Student t-test

- The Student t-test is probably the most widely used parametric test.
- It was developed by a statistician working at the Guinness brewery and is called the Student t-test because of proprietary rights.

Todd Neideen, MD, and Karen Brasel, MD, MPH, "Understanding Statistical Tests", Division of Trauma and Critical Care, Department of Surgery, Medical College of Wisconsin, Milwaukee, Wisconsin.

PARAMETRIC TEST

- Parametric tests are more robust and for the most part require less data to make a stronger conclusion than nonparametric tests.
- All data points must follow a bell-shaped curve without any data skewed above or below the mean.
- The data also need to have equal variance and have the same standard deviation.
- Example : Student t-Test, z-Test, ANOVA.

Todd Neideen, MD, and Karen Brasel, MD, MPH, "Understanding Statistical Tests", Division of Trauma and Critical Care, Department of Surgery, Medical College of Wisconsin, Milwaukee, Wisconsin.

Chettinad
Dental College & Research Institute

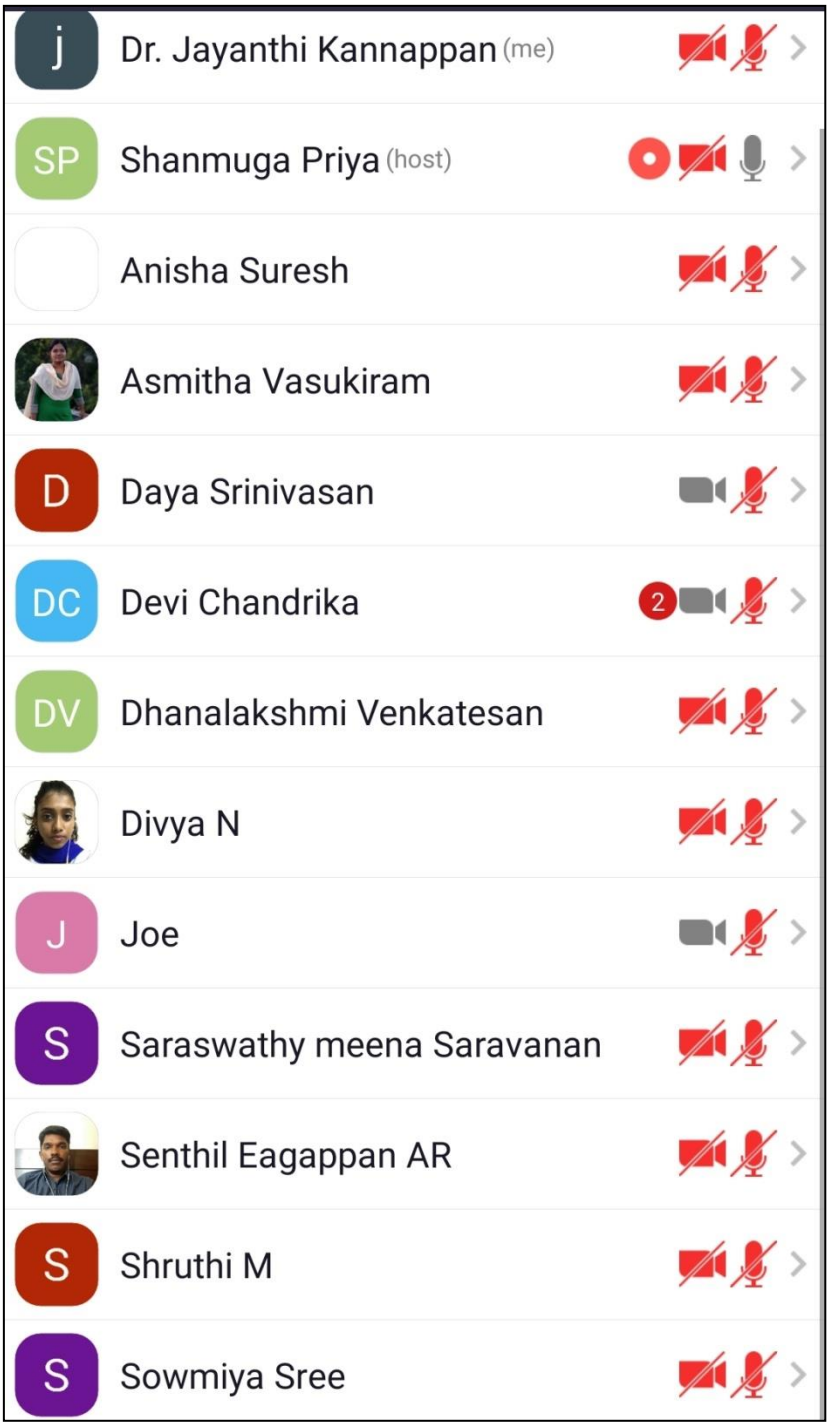

Chettinad
Dental College & Research Institute

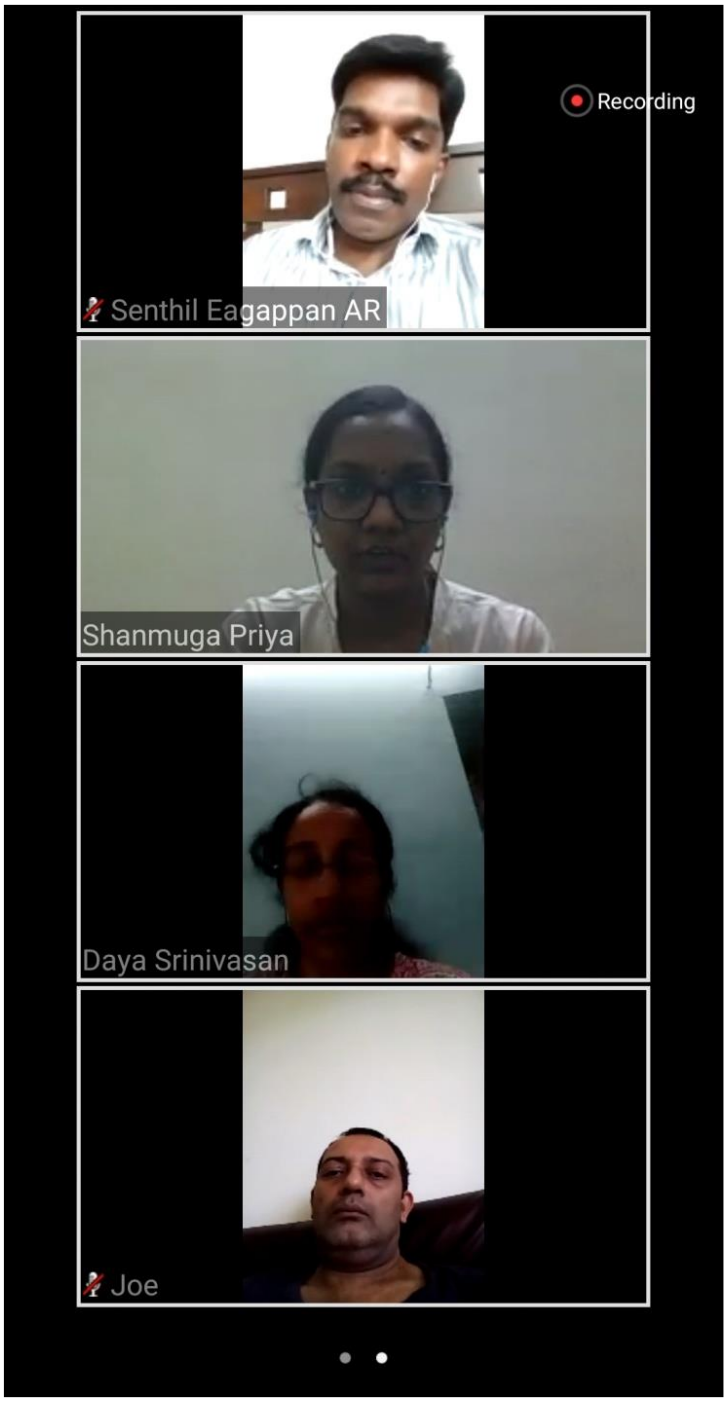

Chettinad
Dental College & Research Institute

Chettinad
Dental College & Research Institute

Chettinad
Dental College & Research Institute

SEMINAR DISCUSSIONS

DATE: 09.05.2020

TOPIC: DENTAL AGE

PRESENTER: Dr.Vigneshwar

Dr. VIGNESHWAR . is inviting you to a scheduled Zoom meeting.

Topic: Dr. VIGNESHWAR .'s Zoom Meeting
Time: May 9, 2020 10:30 AM Mumbai, Kolkata, New Delhi

Join Zoom Meeting
https://us04web.zoom.us/j/77957319436?
pwd=Z3M5RXdjM2FzY3ZlS3FpWDd0S21kZz09

Meeting ID: 779 5731 9436
Password: 039348

Chettinad
Dental College & Research Institute

DENTAL AGE ASSESSMENT

DR.VIGNESHWAR
1ST YEAR POST GRADUATE
DEPT OF PEDODONTICS

INTRODUCTION

strongest parts in the human body
resistant to external influences , such as extreme temperatures explosions
teeth are good indicators of people`s age .
age estimation in living persons - dental status, panoramic radiograph & x ray examination of hand
indicator of biological maturity in children

IDENTIFICATION FROM DENTAL DNA

- Teeth can resist extreme condition.
- Pretty and Sweet state that teeth are an excellent source of DNA
- Applied technique → polymerase chain reaction- allows amplification of highly degraded DNA.

Chettinad
Dental College & Research Institute

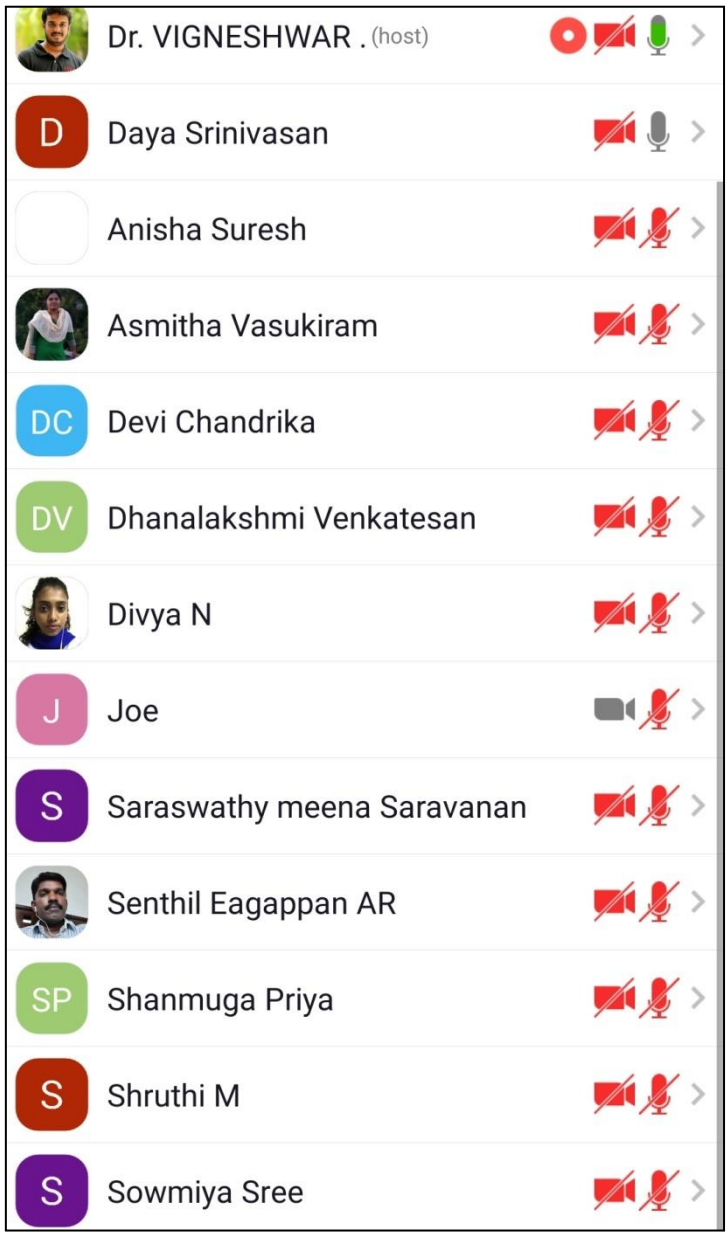

Chettinad
Dental College & Research Institute

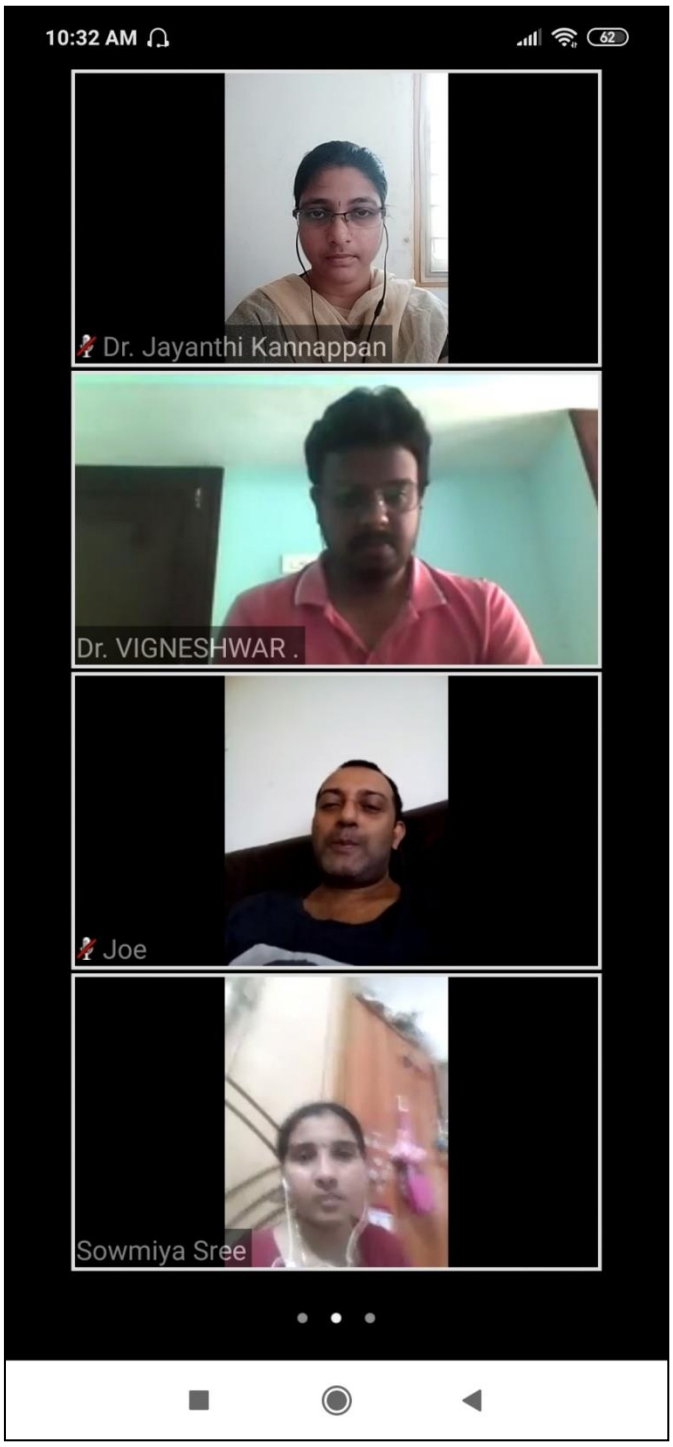

Chettinad
Dental College & Research Institute

Chettinad
Dental College & Research Institute