

DEPARTMENT OF PROSTHODONTICS
E – Teaching/Learning Sessions for CRI

Clinical Posting
No of CRI's posted -9

S.No	Date	Topic	Faculty	Students Participated
1	6/04/20	Diagnostic Aids in Implantology	Dr. R. Sridharan	9
2	7/04/20	Armamentarium for Implant Surgery	Dr. R. Eazhil	9
3	8/04/20	Prosthetic Options in Implant Dentistry	Dr. R. Eazhil	9
4	9/04/20	Impressions in Dental Implants	Dr. R. Eazhil	9
5	10/04/20	Implant site Preparation	Dr. R. Sridharan	9
6	11/04/20	All Ceramic Restorations	Dr. R. Eazhil	9

6.04.2020

Diagnostic Aids in Implantology

No of Participants -9

Names :

L batch

L1

KavyaB

Mahalakshmi V GV

L2

Poornima S

RaniSanthiya S

ShahanaFathima S

K2

Aswini .S

Sruthi.PHaritha

RK

Supplementary

KavithaM

DrSridharan is inviting you to a scheduled Zoom meeting.

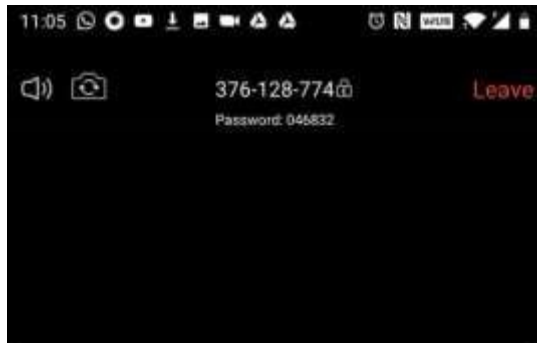
Topic: Diagnostic Aids in

Implantology Time : Apr 6, 2020 11:00

AM India Join Zoom Meeting


<https://us04web.zoom.us/j/376128774?pwd=R2w5OUlEanV6dk5OYkN2Tmg5cW00dz09>



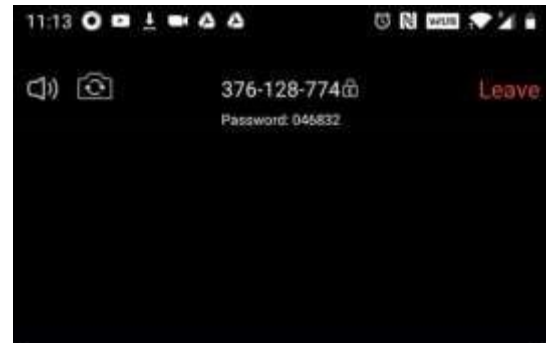


INTRODUCTION

- > The widespread use of dental implants in partially and completely edentulous patients has brought about a need to preoperatively depict and quantify the accurate bone height and contour and location of vital anatomic structures by radiographic examination
- > Multiple factors influence the selection of radiographic technique(s) for a particular case, including cost, availability, radiation exposure, and case type.
- > Diagnostic imaging techniques must always be interpreted in conjunction with a good clinical examination



Mute Stop Video Share Participants More



Dentascan

DentaScan is a computed tomography (CT) software program that allows the mandible and maxilla to be imaged in three planes: axial, panoramic and cross-sectional.



28 / 32



Mute Stop Video Share Participants More

7.04.2020

Armamentariumfor Implant Surgery

No of Participants -9

Names :

L batch

L1

KavyaB

Mahalakshmi V GV

L2

Poornima S

RaniSanthiya S

ShahanaFathima S

K2

Aswini .S

Sruthi.PHaritha

RK

Supplementary

KavithaM

Eazhil R is inviting you to a scheduled Zoom meeting.

Topic: Armamentarium for Implant Surgery

Time: This is a recurring meeting Meetanytime

Join Zoom Meeting

<https://us04web.zoom.us/j/140367724>Meeting

g ID: 140 367724



Physiodispenser Or Implant Motor



44





E, Final drill used is the 3- mm twist drill to finish preparation of the osteotomy site.

F, Countersink drill is used to widen the entrance of the recipient site and allow for the subcrestal placement of the implant collar and cover screw.

G, Implant is inserted into the prepared osteotomy site with a handpiece or handheld driver.

In systems that use an implant mount, it would be removed prior to placement of the cover screw.

H, Cover screw is placed and soft tissues are closed and sutured

58



8.04.2020

Prosthetic Options in Implant Dentistry

No of Participants -9

Names :

L batch

L1

KavyaB

Mahalakshmi V GV

L2

Poornima S

RaniSanthiya S

ShahanaFathima S

K2

Aswini .S

Sruthi.PHaritha

RK

Supplementary

KavithaM

Eazhil R is inviting you to a scheduled Zoom meeting.

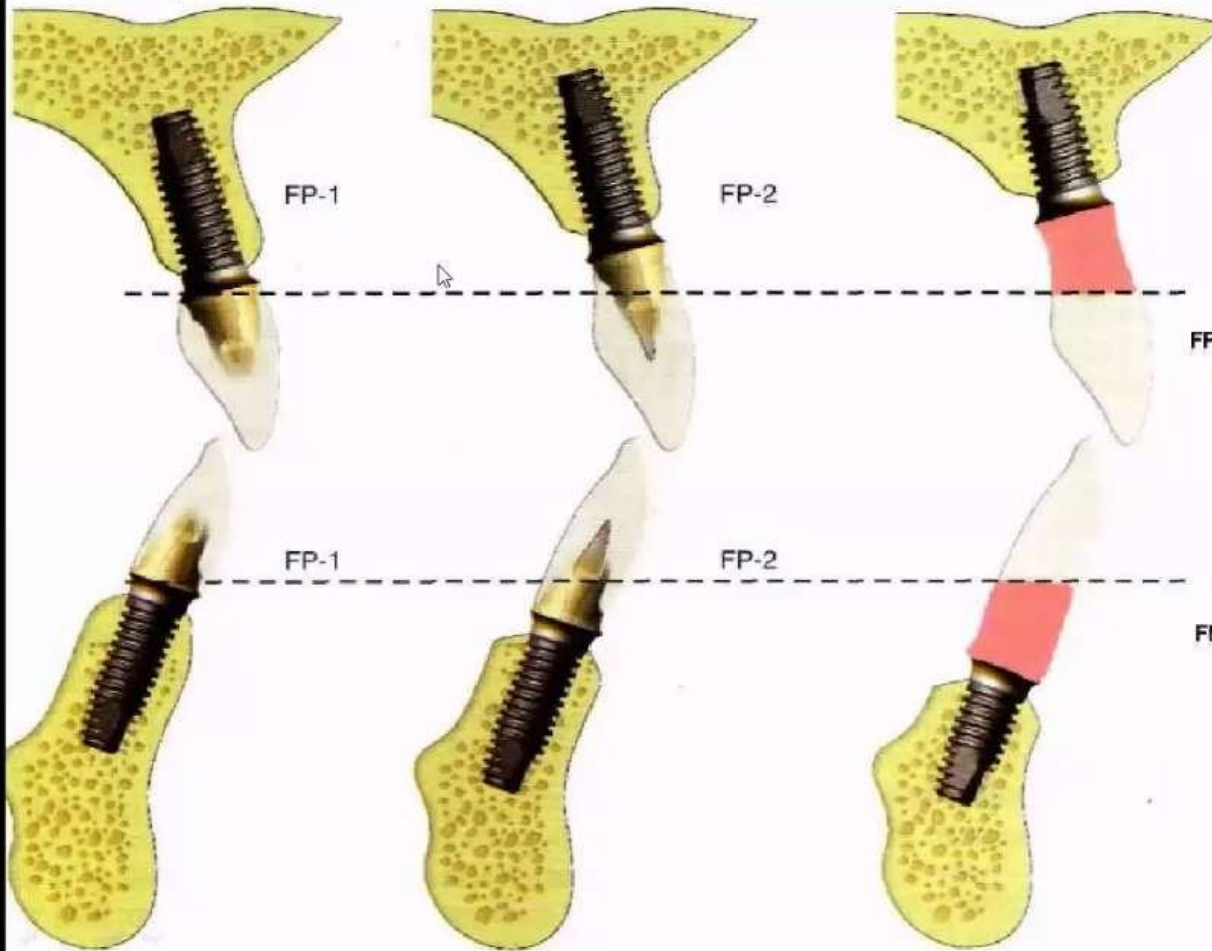
Topic: Prosthetic Options in Implant Dentistry

Time: This is a recurring meeting Meet anytime

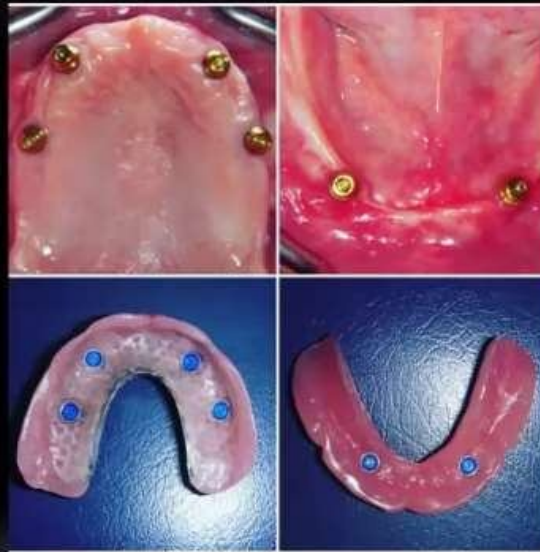
Join Zoom Meeting

<https://us04web.zoom.us/j/500542033>

Meeting ID: 500 542 033



- Similar to tooth supported overdenture
- Advantage :- reduced cost
- Bone resorption may occur 2 to 3 times faster than the resorption found with full dentures.





9.04.2020

Impressions in Dental Implants

No of Participants -9

Names :

L batch

L1

KavyaB

Mahalakshmi V GV

L2

Poornima S

RaniSanthiya S

ShahanaFathima S

K2

Aswini .S

Sruthi.PHaritha

RK

Supplementary

KavithaM

Eazhil R is inviting you to a scheduled Zoom meeting.

Topic: Impressions in Dental Implants

Time: This is a recurring meeting Meet anytime

Join Zoom Meeting

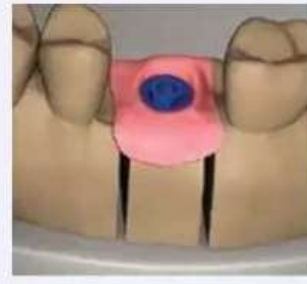
<https://us04web.zoom.us/j/333208147>

Meeting ID: 333 208 147

IMPRESSION TECHNIQUE FOR IMPLANT PROSTHESES



DIRECT- ABUTMENT LEVEL IMPRESSION TECHNIQUE



Open Tray Impression Technique



7:13 / 8:26

Scroll for details



10.04.2020

Implant SitePreparation

No of Participants -9

Names :

L batch

L1

KavyaB

Mahalakshmi V GV

L2

Poornima S

RaniSanthiya S

ShahanaFathima S

K2

Aswini .S

Sruthi.PHaritha

RK

Supplementary

KavithaM

DrSridharan is inviting you to a scheduled Zoom meeting.

Topic: Implant Site preparation

Time : Apr 10, 2020 11:00 AM India

Join Zoom Meeting

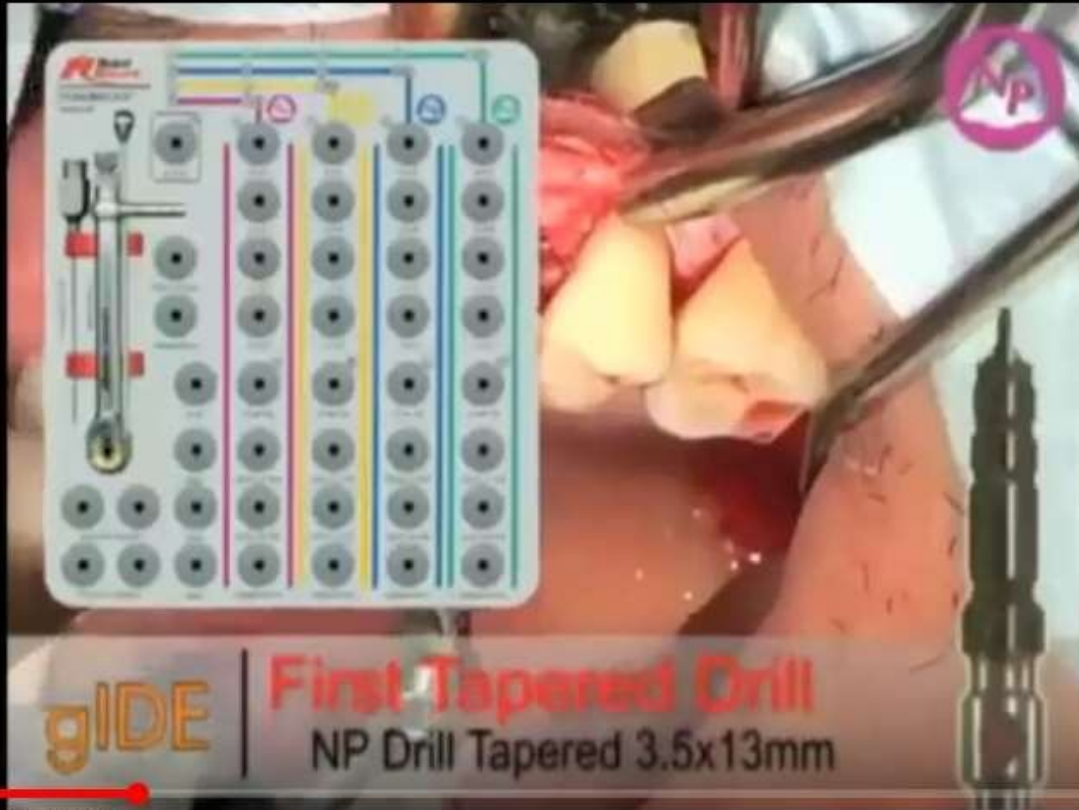
<https://us04web.zoom.us/j/492059097>

Meeting ID: 492 059 097



S





gIDE | **First Tapered Drill**
NP Drill Tapered 3.5x13mm

S



4:56 / 27:00





S



Pause (k)



8:06 / 27:00





11.04.2020

All Ceramic Restorations

No of Participants -9

Names :

L batch

L1

KavyaB

Mahalakshmi V GV

L2

Poornima S

RaniSanthiya S

ShahanaFathima S

K2

Aswini .S

Sruthi.PHaritha

RK

Supplementary

KavithaM

Eazhil R is inviting you to a scheduled Zoom meeting.

Topic: All Ceramic Restorations

Time: This is a recurring meeting Meet anytime

Join Zoom Meeting

<https://us04web.zoom.us/j/845852223>

Meeting ID: 845 852 223

Biocompatibility


- ❑ Ceramic's are biocompatible, essentially bio-inert.
 - > No cellular/tissue response
 - ❑ Zirconia Implants
 - ❑ Zirconia in hip-replacement therapy

- ❑ Certain metal alloys are not completely biocompatible which may create:
 - ❑ Gingival inflammation
 - ❑ Tissue discoloration
 - ❑ Release of metallic ions
 - ❑ Allergies
 - ❑ Rare (4-11%)



6. Zirconia implant abutments:

- *prefabricated and custom-made.*
- enhanced biocompatibility, metal-like radiopacity, reduced bacterial adhesion, plaque accumulation, and inflammation risk.



Biolmplant's CAD/CAM Immediate Implant

- Technique
- Advantage



anatomic

No operation



12:39



