

Department of Conservative Dentistry & Endodontics
Classes held from 11th to 16th May 2020 for BDS IV Year

PRACTICALS

Sl No	Date	Topic	Faculty Name	No of Participants
1.	11-05-2020	Esthetic case discussion	Dr Manjiri	13
2.	12-05-2020	Complex Amalgam	Dr K Senthil Kumar	13
3.	13-05-2020	Matrices and wedges	Dr K Sadasiva	13
4.	14-05-2020	Access opening	Dr Anupama	13
5.	15-05-2020	Class II Amalgam	Dr Manjiri	13
6.	16-05-2020	Esthetic Posterior Restoration	Dr K Senthil Kumar	13

THEORY

Sl No	Date	Topic	Faculty Name	No of Participants
1.	12-05-2020	Guest Lecture by OMFS	Dr Dinesh Varma	97
2.	14-05-2020	Guest Lecture by OMFS	Dr Abhay Datarkar	94

Department of Conservative Dentistry & Endodontics

Attendance Report

Date: 11.05.2020

IV B.D.S. (2016-17 Batch)

Staff: Dr. Manjiri Honap

Timings: to 11:15 am-11.55 am

Manjiri Honap is inviting you

to a scheduled Zoom

meeting.

Clinical Posting – IV B.D.S.

Time: May 11, 2020, 11:15 AM India.

<https://us04web.zoom.us/j/78169761274?pwd=KzFydlpUeDVeXFrBEduc01uTEdwQT09>

Meeting Id: 78169761274

Password: CDCRI

No of students participated: 18



F-BATCH OFFICIAL-ENDO

Ch Dr k Senthil, Ch Dr., Ch Dr., Ch Dr., Ch...



Good morning all, today's schedule is as follows.

8:23 am ✓

Date: 11- 5 - 2020

Clinical posting - Final year

Discussion Topic: Esthetic case discussion

10.40am : videos will be shared

11.15 am: Topic discussion through zoom video meeting.

12.15 to 1.15: Self study

1.30 to 3.00 - OSCE TEST

8:23 am ✓



zoom

Join our Cloud HD Video Meeting now

Zoom is the leader in modern enter...
us04web.zoom.us

Manjiri Honap is inviting you to a scheduled
Zoom meeting.

Topic: IV BDS CLINICAL POSTING -
ESTHETIC CASE DISCUSSION

Time: May 11, 2020 11:15 AM India

Join Zoom Meeting

[https://us04web.zoom.us](https://us04web.zoom.us/j/78169761274?pwd=KzFydIpUeDVxeXFrBtuc01uTEdwQT09)

[/j/78169761274?pwd=](https://us04web.zoom.us/j/78169761274?pwd=KzFydIpUeDVxeXFrBtuc01uTEdwQT09)

[KzFydIpUeDVxeXFrBtuc01uTEdwQT09](https://us04web.zoom.us/j/78169761274?pwd=KzFydIpUeDVxeXFrBtuc01uTEdwQT09)

Meeting ID: **781 6976 1274**

Password: CDCRI

8:23 am ✓

OBJECTIVE STRUCTURED CLINICAL EXAMINATION

Staff: Dr. Manjiri Honap

TOPIC - ESTHETIC REHABILITATION

CASE SCENARIO - 1



OSCE.pdf

3 pages • PDF

12:00 pm ✓



F-BATCH OFFICIAL-ENDO

Ch Dr k Senthil, Ch Dr., Ch Dr., Ch Dr., Ch...



YouTube

Class IV Composite Restoration

This video is about Class IV Composite Restoration

www.youtube.com

https://youtu.be/2aljA9hr1_g

8:23 am ✓



YouTube

Anterior direct composite resin - layering of multiple teeth in one visit hands-on

Anterior composite resin layering techni...

www.youtube.com

<https://youtu.be/S9hCAJg4d9w>

8:23 am ✓

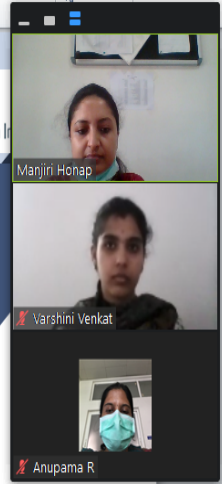
Microsoft PowerPoint interface showing a presentation slide. The slide title is "DIRECT ANTERIOR COMPOSITE RESTORATION USING THE PUTTY INDEX METHOD". The slide content includes the Chettinad Dental College & Research Institute logo and the text "Presentation By : Manjiri Honap, Department of Conservative Dentistry and Endodontics". The slide number is 1 of 52. The presentation is being shared via a video conference, with participants Manjiri Honap, Varshini Venkat, and Anupama R visible in the video feed.

Microsoft PowerPoint interface showing a presentation slide. The slide title is "DIRECT ANTERIOR COMPOSITE RESTORATION USING THE PUTTY INDEX METHOD". The slide content includes the Chettinad Dental College & Research Institute logo and the text "Presentation By : Manjiri Honap, Department of Conservative Dentistry and Endodontics". The slide number is 1 of 52. The presentation is being shared via a video conference, with participants Manjiri Honap, Varshini Venkat, and Anupama R visible in the video feed.

DIRECT ANTERIOR COMPOSITE RESTORATION USING THE PUTTY INDEX METHOD



Presentation By : Manjiri Honap
Department of Conservative Dentistry and Endodontics

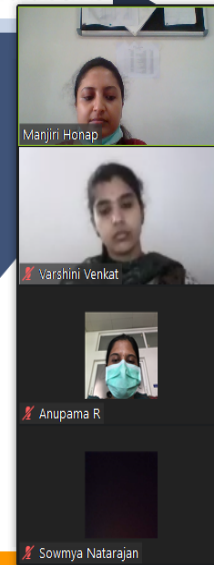


Microsoft PowerPoint interface showing a presentation slide. The slide title is "DIRECT ANTERIOR COMPOSITE RESTORATION USING THE PUTTY INDEX METHOD". The slide content includes the Chettinad Dental College & Research Institute logo and the text "Presentation By : Manjiri Honap, Department of Conservative Dentistry and Endodontics". The slide number is 1 of 52. The presentation is being shared via a video conference, with participants Manjiri Honap, Varshini Venkat, and Anupama R visible in the video feed.

ID: 781-6976-1274 Stop Share



DIRECT ANTERIOR COMPOSITE RESTORATION USING THE PUTTY INDEX METHOD



Presentation By : Manjiri Honap
Department of Conservative Dentistry and
Endodontics

Classified as Business



DIRECT ANTERIOR COMPOSITE RESTORATION USING THE PUTTY INDEX METHOD

Presentation By : Manjiri Honap
Department of Conservative Dentistry and
Endodontics

Classified as Business

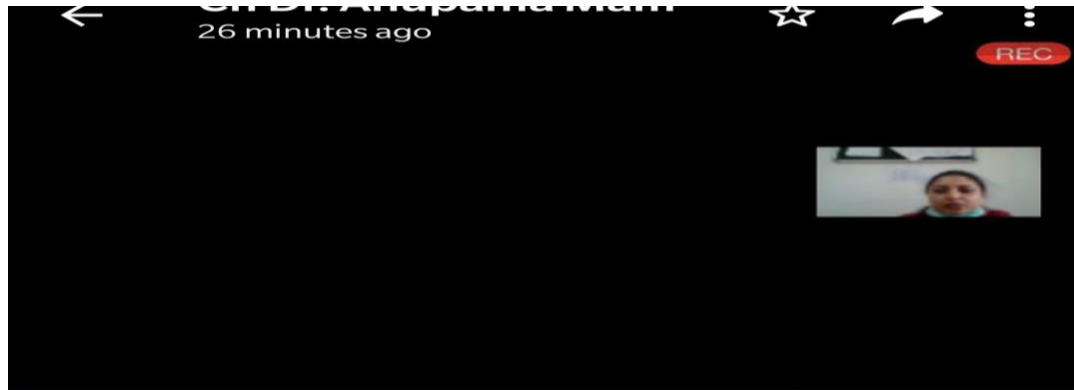




INTRODUCTION

- Various matrices are available for anterior composite restorations; they can be broadly classified into flexible and rigid types.
- Flexible matrices are mylar or cellophane strips, soft splint templates, and rigid matrices are compound supported matrix, putty index matrix.
- This presentation discusses application of putty index as matrix for anterior composite restoration in single visit





INTRODUCTION

- Composites are one of the most used materials for rehabilitation of anterior teeth defects.
- One of the challenges in anterior composite restoration is establishing & reproducing the proper counter & contact form.
- Matrix application is a critical step in achieving this objective in such cases.

Classified as Business

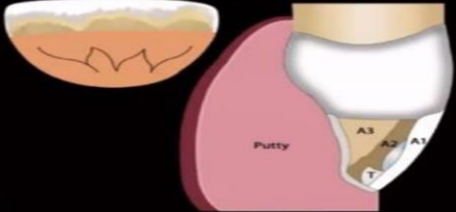
2



REC



Lingual matrix-Definite palatal stop to the layering



Close

Participants (16)

Search



Anupama R (me)



Manjiri Honap (Host)



Sophia srikanth



Manu Unnikrishnan



Sadasiva Kadandale



Sowmya Natarajan



Sruthi S



Subashini Natarajan























Sureka Varatharaj



Chat

Invite

Close Participants (16)

- SS Sruthi S  
- Subashini Natarajan  
- SV Sureka Varatharaj  
- Surya Nandakumar  
- TS Tamil Selvan M D  
- WV Varshini Venkat  
- VJ Vikneshwari Jayabalan  
- VJ Vikraman J  
- VM Vishalini Mohan  
- Yuvarani Muthu Kumar  

Chat

Invite

Recording... Speaker View

Sruthi S Manjiri Honap Vikraman J Varshini Venkat

Sophia srikanth Sowmya Nataraj... Surya Nandakum... Vikneshwari Jaya...

Subashini Natara... Tamil Selvan M D Yuvarani Muthu ... Anupama R

Sureka Varatharaj Vishalini Mohan Manu Unnikrish... Sadasiva Kadan...

Suba Keerthi

Mute Stop Video Security Manage Participants Chat Share Screen Pause/Stop Recording Reactions End Meeting

Participants (17)

Find a participant

- MU Manu Unnikrishnan
- Sadasiva Kadandale
- Sowmya Natarajan
- SS Sruthi S
- SK Suba Keerthi
- Subashini Natarajan
- SV Sureka Varatharaj
- Surya Nandakumar
- TS Tamil Selvan M D
- VV Varshini Venkat
- VJ Vikneshwari Jayabalan
- VJ Vikraman J
- VM Vishalini Mohan
- Yuvarani Muthu Kumar

Invite Mute All Unmute All

11:39 11-05-2020

Zoom



Recording...


Speaker View

 Sruthi S	 Manjiri Honap	 Vikraman J	 Varshini Venkat	 Sophia srikanth
 Sowmya Natarajan	 Surya Nandakumar	 Vikneshwari Jayabalan	 Subashini Natarajan	 Yuvarani Muthu Kumar
 Anupama R	Sureka Varatharaj	Vishalini Mohan	Manu Unnikrish...	Tamil Selvan M D
 Sadasiva Kadandale		Suba Keerthi		

Mute Stop Video Security Manage Participants Chat Share Screen Pause/Stop Recording Reactions **End Meeting**

Type here to search 11:38 11-05-2020

REC



Putty matrix technique

Direct
Chairside mockup

Indirect
Lab made wax up



REC



 Anupama R



 Yuvarani Muthu Kumar



 Tamil Selvan M D



REC



 Anupama R




 Vishalini Mohan



 Manu Unnikrishnan

 Yuvarani Muthu Kumar



REC



 Anupama R



 Vishalini Mohan



 Manu Unnikrishnan



 Vikneshwari Jayabalan





REC



Anupama R



Manjiri Honap



Varshini Venkat



Sowmya Natarajan



zoom

Join our Cloud HD Video Meeting now

Zoom is the leader in modern enter...
us04web.zoom.us

Manjiri Honap is inviting you to a scheduled Zoom meeting.

Topic: IV BDS CLINICAL POSTING - ESTHETIC CASE DISCUSSION
Time: May 11, 2020 11:15 AM India

Join Zoom Meeting

[https://us04web.zoom.us](https://us04web.zoom.us/j/78169761274?pwd=KzFydIpUeDVxeXFrBtuc01uTEdwQT09)

[/j/78169761274?pwd=](https://us04web.zoom.us/j/78169761274?pwd=KzFydIpUeDVxeXFrBtuc01uTEdwQT09)

[KzFydIpUeDVxeXFrBtuc01uTEdwQT09](https://us04web.zoom.us/j/78169761274?pwd=KzFydIpUeDVxeXFrBtuc01uTEdwQT09)

Meeting ID: **781 6976 1274**

Password: CDCRI

8:23 am ✓

OBJECTIVE STRUCTURED CLINICAL EXAMINATION

Staff: Dr. Manjiri Honap

TOPIC - ESTHETIC REHABILITATION

CASE SCENARIO - 1

PDF

OSCE.pdf

3 pages • PDF

12:00 pm ✓

OBJECTIVE STRUCTURED CLINICAL EXAMINATION

Staff: Dr. Manjiri Honap

TOPIC – ESTHETIC REHABILITATION

CASE SCENARIO - 1

A 32 yr old male reports to the clinic with the complaint of broken upper teeth.



Questions –

1. What are the investigations to be done?

2. What is the technique depicted in the picture? What are the various treatment options you will offer to patient? State the rationale for each one of them.
3. Elaborate the steps in this above mentioned technique.

CASE SCENARIO -2

A 39 yr old patient reports to the clinic with complaint of discoloured upper front teeth and seeks a solution from you



Questions-

1. What are the investigations to be done?
2. What are the various treatment options you will offer to patient? State the rationale for each one of them. [Make tabular column.]

3. State the element of the smile which is causing visual distress? How will you overcome this during your treatment planning?
4. What are the post - operative investigations will you give to ensure the longevity of your treatment?

CASE SCENARIO – 3



Questions-

1. What is depicted in the picture by drawing white lines?
2. Who has proposed this concept first?
3. How will you do preoperative evaluation for any esthetic rehabilitation case?

Topic - ESTHETIC
REHABILITATION.

OSCE - 8

11/05/2020

CASE SCENARIO - 1

1 INVESTIGATION:

- Intra Oral periapical Radiograph
- to note the extent of fracture
- Pulp vitality test

2 Technique depicted in the picture:

Porty matrix technique.

Various treatment options:

(i) Direct Composite restoration -

Since its an anterior broken teeth, Composite would offer more aesthetics.

(ii) Replacement with crown: (crown, post and core & crown)
RET.

Since its an anterior teeth, if crown is offered it would provide increased strength and aesthetics.

(iii) Partial veneering of anterior

- Cover the facial aspect looks better
aesthetics.

Department of Conservative Dentistry & Endodontics

Attendance Report

Date: 12.05.2020

IV B.D.S. (2016-17 Batch)

Staff: Dr.K. Senthil Kumar

Timings: to 11:00 am-11.40 am

Senthil Kumar

is inviting you to a scheduled
Zoom meeting.

Clinical Posting – IV B.D.S.

Time: May 11, 2020, 11:00 AM India.

[https://us04web.zoom.us/j/3225943888?pwd=y_BFHILDzEywFcj
DGTYEzw3yq_RA-go](https://us04web.zoom.us/j/3225943888?pwd=y_BFHILDzEywFcjDGTYEzw3yq_RA-go)

Meeting Id: 3225943888

Password: welcome

No of students participated: 17



F-BATCH OFFICIAL-ENDO

Ch Dr k Senthil, Ch Dr., Ch Dr., Ch Dr., Ch...



Ch Dr k Senthil Kumar Sir

Date: 12- 5 - 2020

Clinical posting - Final year

Discussion Topic: Complex amalgam restoration

10.40am : videos will be shared

11.00am: Topic discussion through zoom video meeting.

12.00 to 1.00: Guest lecture by Dr Moez Khakiani

1.30 to 3.00 - OSCE TEST

9:27 am

Ch Dr k Senthil Kumar Sir



zoom

**Join our Cloud HD Video Meeting
now**

Zoom is the leader in modern enter...
us04web.zoom.us

Senthil Kumar Kumarappan is inviting you to
a scheduled Zoom meeting.

Topic: Final year posting discussion
Time: May 12, 2020 11:00 AM Mumbai,
Kolkata, New Delhi

Join Zoom Meeting

[https://us04web.zoom.us/j/3225943888
?pwd=y_BFHILDzEywFcjDGTYEzw3yq_RA
-qo](https://us04web.zoom.us/j/3225943888?pwd=y_BFHILDzEywFcjDGTYEzw3yq_RA-qo)

Meeting ID: **322 594 3888**

Password: welcome

9:27 am

11:03



VWIFI



F-BATCH OFFICIAL-ENDO

Ch Dr k Senthil, Ch Dr., Ch Dr., Ch Dr., Ch...



okay sir 9:34 am

Ch Dr k Senthil Kumar Sir



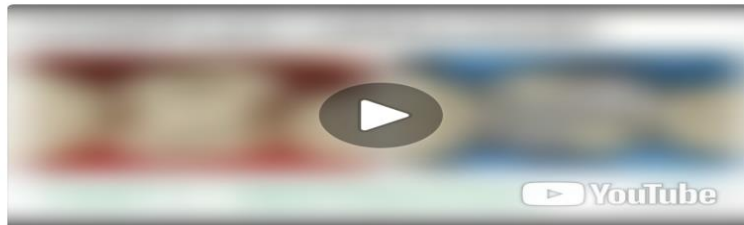
**COMPLEX AMALGAM PART 1:
PREPARATION**

This video is about COMPLEX AMALGAM ...
www.youtube.com

<https://youtu.be/PR4lInhD5Yw>

Message deleted 0:30 am

Ch Dr k Senthil Kumar Sir



**COMPLEX AMALGAM PART 2:
RESTORATION**

This video is about COMPLEX AMALGAM ...
www.youtube.com

<https://youtu.be/NNSkjUavsxw>

10:30 am



Type a message



11:12 V2WIFI1


Zoom

Leave


Recording

Chettinad
Dental College & Research Institute

COMPLEX AMALGAM RESTORATION



Unmute Stop Video Share Participants More



11:31

VWIFI1



Zoom

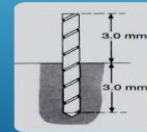








Leave




Recording


FRICION-LOCKED PIN


- ▶ Goldstein, in 1966,
- ▶ **Pinhole Diameter** : 0.025 mm (smaller than diameter of pin).
- ▶ Pins are tapped into place, retained by the resiliency of the dentin.
- ▶ **2 - 3** times more retentive than cemented pins .



11:19    **VFWIFI1**   


  Zoom  **Leave**

 Recording




TYPES OF AUXILLIARY RETENTION






- More tooth structure lost = more auxilliary retention is needed
 - Pins
 - Pulp Chambers (the **best retention form**)
 - Amalgapins
 - Slots
 - Grooves
 - Boxes





Pins, slots, and amalgam bonding techniques

- Used to enhance retention form when there is not enough remaining tooth structure for conventional retention features



 Unmute  Stop Video  Share  Participants  More





11:16



V2WIFI1



Zoom

Leave

Recording



CONTRAINDICATIONS

- ▶ If the patient has significant **occlusal problems**.
- ▶ If the tooth cannot be properly restored with **direct restoration** because of anatomic and/or functional considerations.
- ▶ If the area to be restored is **aesthetically** important for the patient.

Advantages

- ▶ Conserves Tooth Structure.
- ▶ Appointment Time.
- ▶ ↑ Resistance & Retention Forms using pins, slots, and bonding.
- ▶ Economics.



Unmute



Start Video



Share



Participants



More



11:14

V2WIFI1



Zoom

Leave

Recording



INDICATIONS

- ▶ When large amounts of tooth structure are missing.
- ▶ When one or more cusps need capping.
- ▶ When increased **resistance** & **retention** forms are needed.

They may be used as:

- ▶ (1) Restorations in teeth that have questionable pulpal and/or periodontal Px.
- ▶ (2) Control restorations in teeth with acute & severe caries.
- ▶ (3) Definitive final restorations.
- ▶ (4) Foundations.



Unmute

Start Video

Share

Participants


More



11:13 V2WIFI1


Zoom Leave

Recording




COMPLEX AMALGAM RESTORATION

- ▶ Used to **replace** missing tooth structure of teeth that have **fractured** or are **severely involved** with **caries** or **existing restorative material**.
- ▶ Usually **involve** the replacement of **one or more missing cusps**, and often, they utilize a secondary retentive and resistance features like **bonding technique, Pins, Slots etc.**



Unmute Start Video Share Participants More










































11:19

V2WIFI1

Close

Participants (17)

- | | | |
|---|-----------------------|---|
|  | Sadasiva Kadandale |   > |
|  | Sophia srikanth |   > |
|  | Sowmya Natarajan |   > |
|  | Sruthi S |   > |
|  | Suba Keerthi |   > |
|  | Subashini Natarajan |   > |
|  | Sureka Varatharaj |   > |
|  | Surya Nandakumar |   > |
|  | Tamil Selvan |   > |
|  | Varshini Venkat |   > |
|  | Vikneshwari Jayabalan |   > |
|  | Vishalini Mohan |   > |
|  | Yuvarani Muthu Kumar |   > |

Invite

11:19

V2WIFI

Close

Participants (17)

Search



Manjiri Honap (me)



Senthil Kumar Kumarappan (host)



Anupama R



Dr Sreeram S.R



Sadasiva Kadandale



Sophia srikanth



Sowmya Natarajan



Sruthi S



Suba Keerthi



Subashini Natarajan



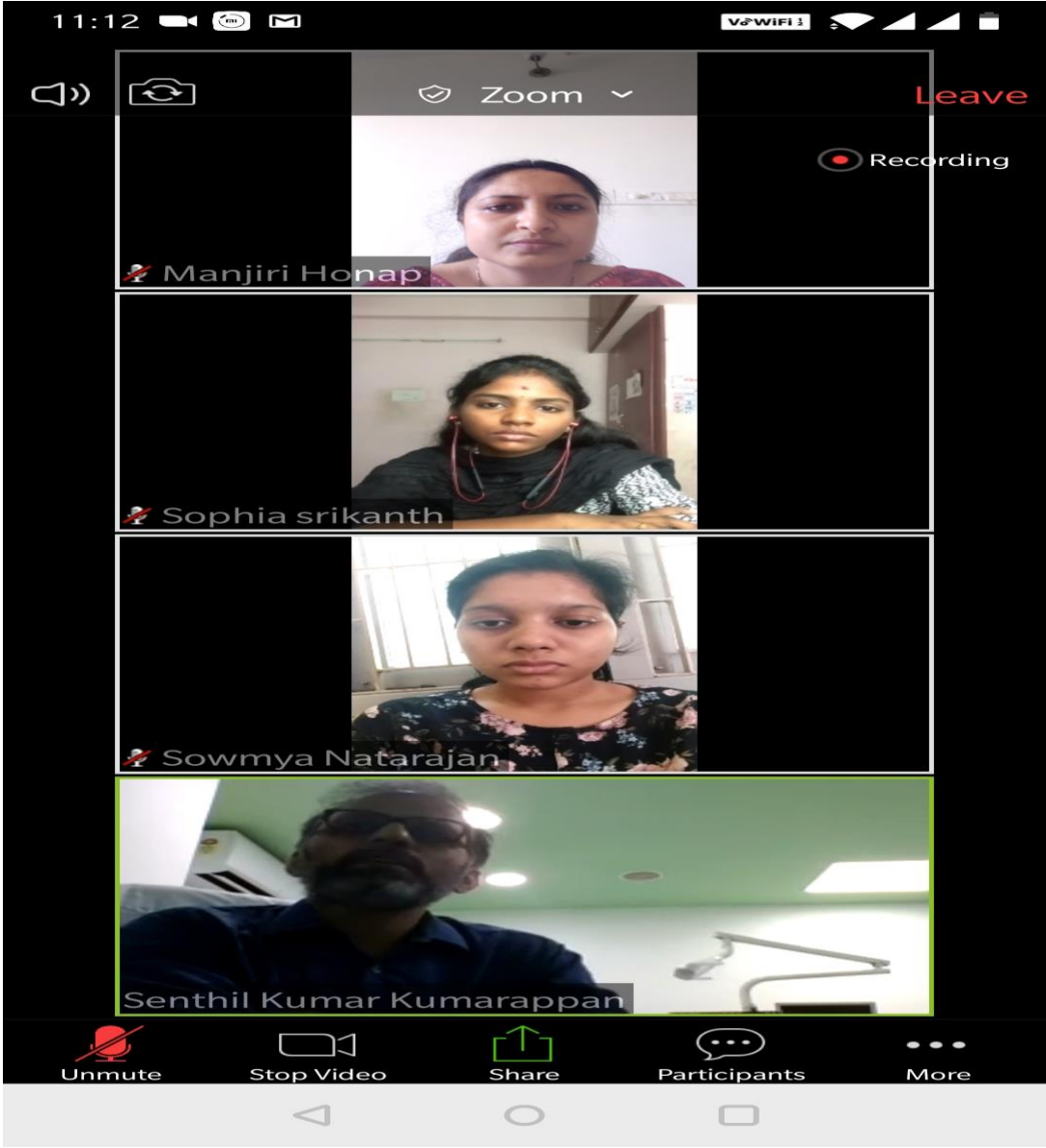
Sureka Varatharaj



Surya Nandakumar



Invite



11:19



V@WIFI1



Varshini Venkat joined



Recording

Subashini Natarajan

A R

Anupama R



Sadasiva Kadandale



Dr Sreeram S.R




11:19



V2WIFI1



Varshini Venkat left



Recording

Vikraman J




Vikneshwari Jayabalan

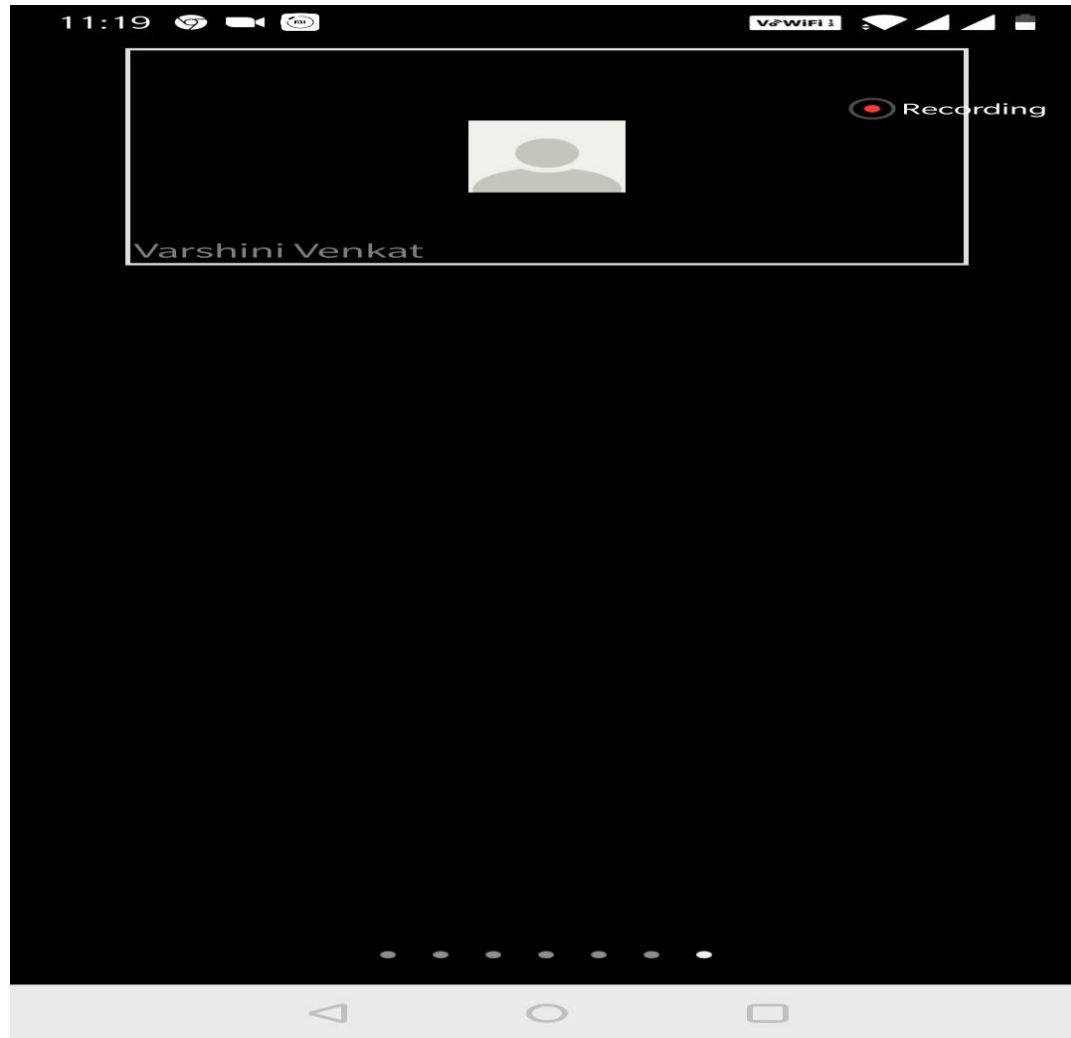


Vishalini Mohan



Yuvarani Muthu Kumar







OSCE TEST

Case 1



- 45 year old patient c/o food lodgement in Right lower tooth with no h/o pain and wants economical treatment option
- On clinical examination DB and DL cusp is extensively involved in caries

Give the additional investigation required

Treatment options

Diagram of cavity prep and location of PINS for complex amalgam rest



Department of Conservative Dentistry & Endodontics

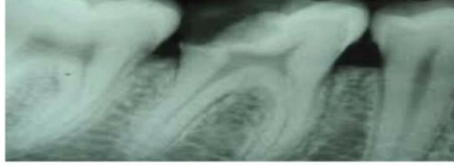


Case 2

Tooth prep done for Complex amalgam restoration, enumerate the further steps for completing the restoration



Department of Conservative Dentistry & Endodontics



- 70 year old patient with root resorption in Right lower tooth with no h/o pain and wants economical treatment option
 - On clinical examination DB and DL cusp is extensively involved in caries
- Give the additional investigation required
Treatment options
Diagram of cavity prep and location of PINS for complex amalgam rest



Department of Conservative Dentistry & Endodontics



Case 2

Tooth prep done for Complex amalgam restoration, enumerate the further steps for completing the restoration



Department of Conservative Dentistry & Endodontics



Case 3

Identify the material and discuss the advantage of using the same? Also discuss Mercury hygiene protocols to be followed while using Silver amalgam restorative material



Department of Conservative Dentistry & Endodontics

Department of Conservative Dentistry & Endodontics

Attendance Report

Date: 13.05.2020

IV B.D.S. (2016-17 Batch)

Staff: Dr.Sadasiva K.

Timings: to 11:00 am-11.40 am

Sadasiva K.

is inviting you to a scheduled
Zoom meeting.

Clinical Posting – IV B.D.S.

Time: May 13, 2020, 11:00 AM India.

<https://us04web.zoom.us/j/78894162222?pwd=bzA3WWpvTnloSnRDWDNsWk9lcnJ6UT09>

Meeting Id: 78894162222

Password: 6ryvNB

No of students participated: 19

Ch Dr. Sadashiva Sir

Date: 13- 5 - 2020

Clinical posting - Topic:Matrices
&Wedges

10.40am : videos will be shared

11.00am: Topic discussion through
zoom video meeting.

1.30 to 3.00 - OSCE TEST

8:06 am

Ch Dr. Sadashiva Sir

zoom

**Join our Cloud HD Video Meeting
now**

Zoom is the leader in modern enter...
us04web.zoom.us

Sadasiva Kadandale is inviting you to a
scheduled Zoom meeting.

Topic: matrices and wedges,final yr
postings

Time: May 13, 2020 11:00 AM Mumbai,
Kolkata, New Delhi

Join Zoom Meeting

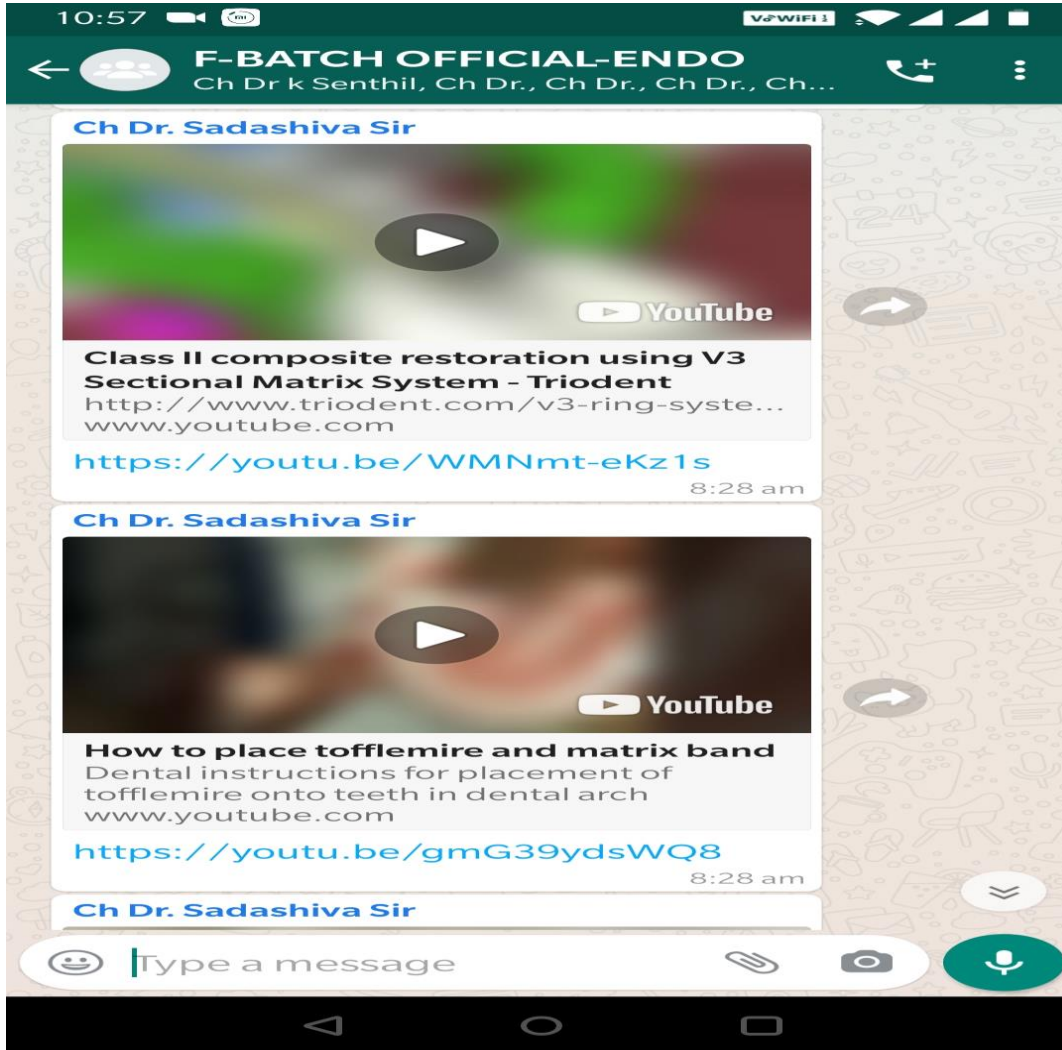
[https://us04web.zoom.us
/j/77939327051?pwd=
anV2eXhMNkYyV2VCVEorVVI5d3pDZz09](https://us04web.zoom.us/j/77939327051?pwd=anV2eXhMNkYyV2VCVEorVVI5d3pDZz09)

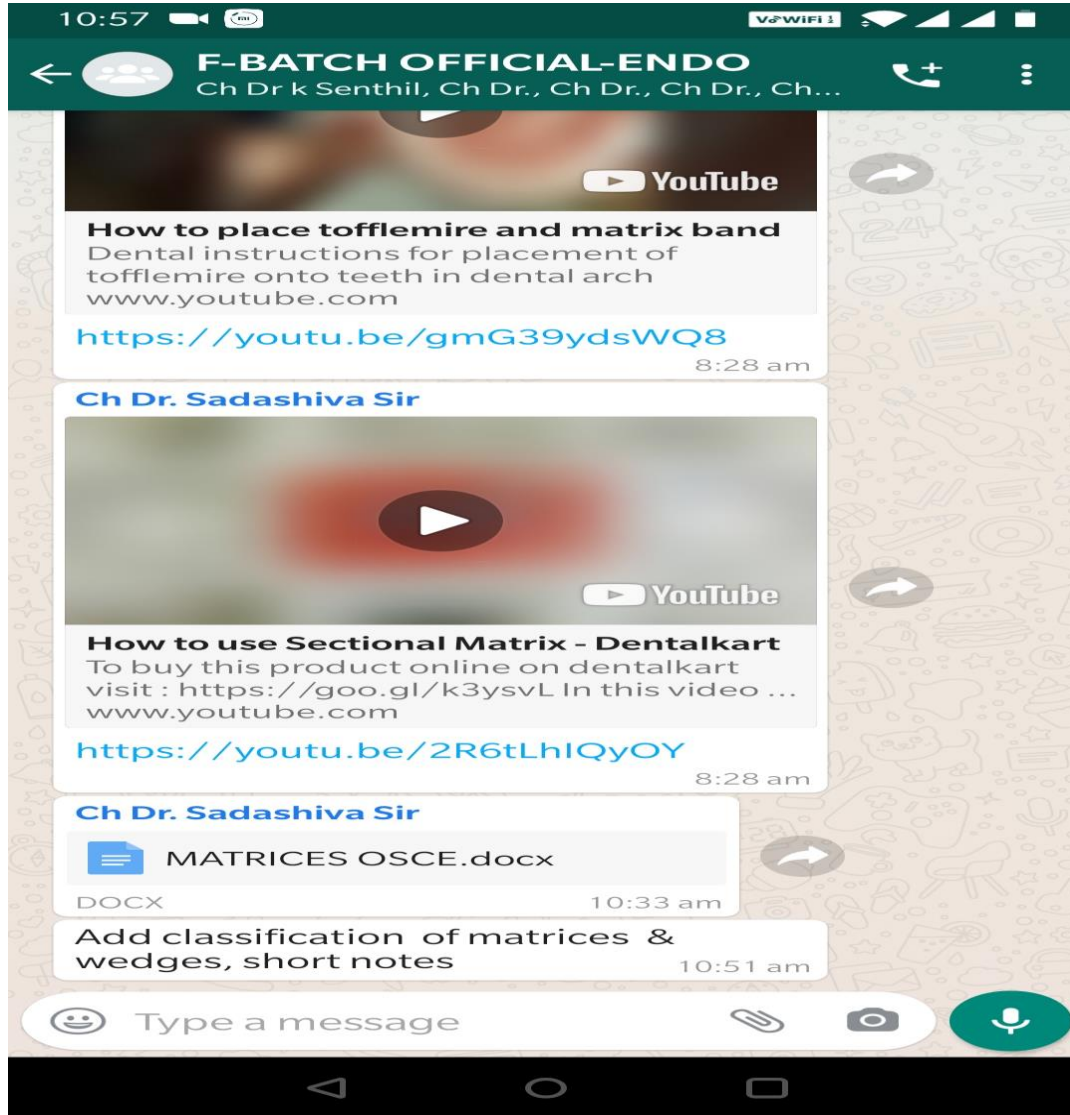
Meeting ID: **779 3932 7051**


Password: **3V0JTR**


8:08 am

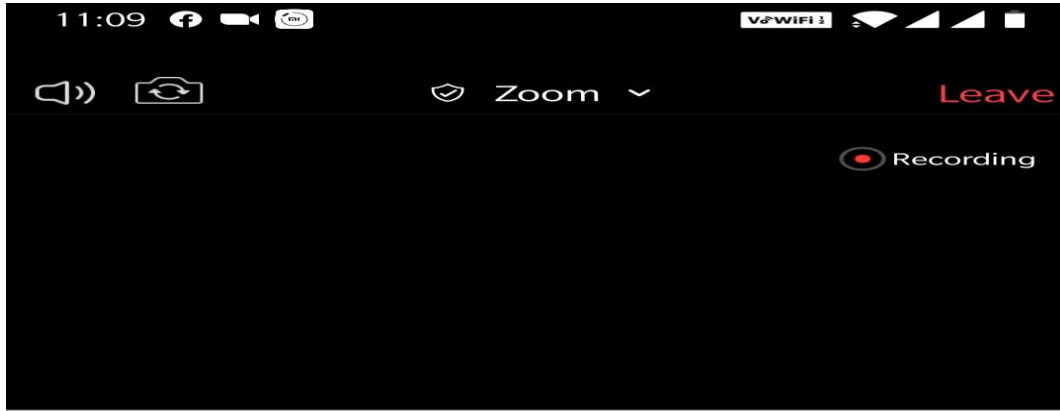
Ch Dr. Sadashiva Sir











ADVANCED MATRICING



Unmute

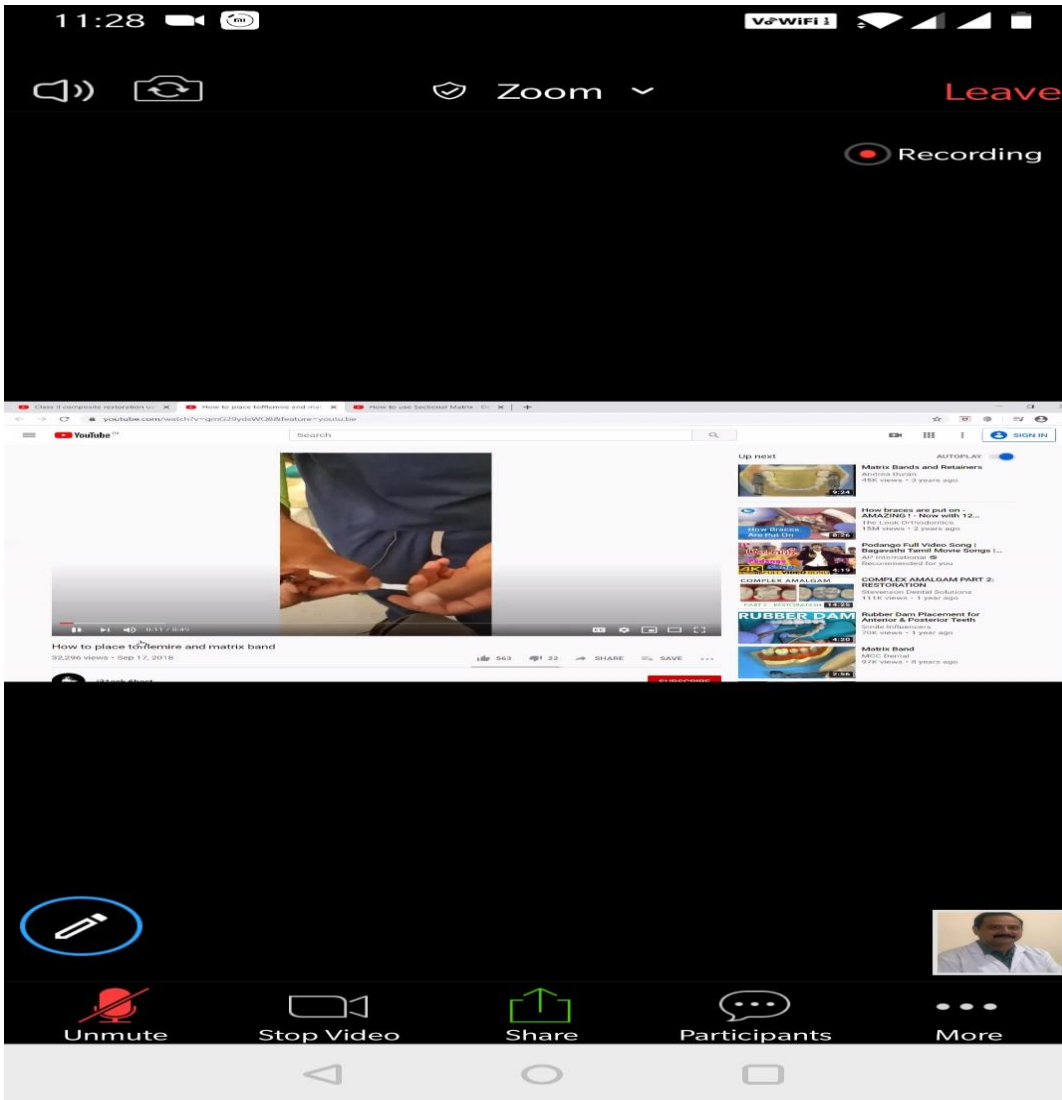
Stop Video

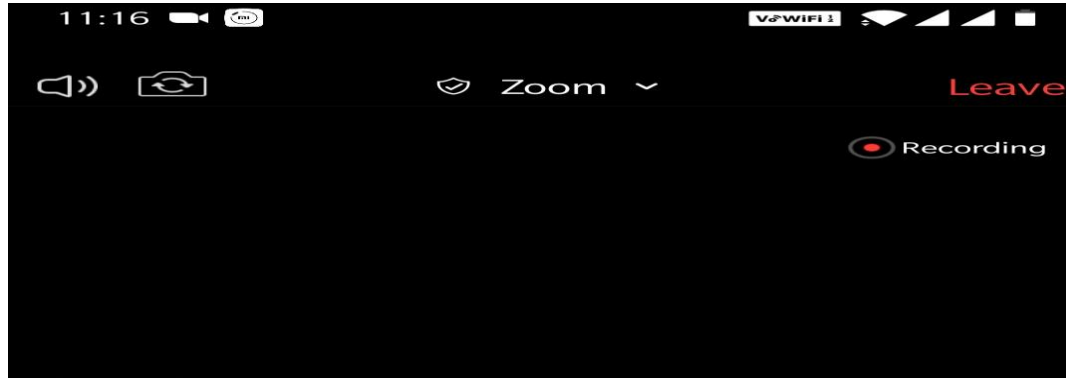
Share

Participants

More





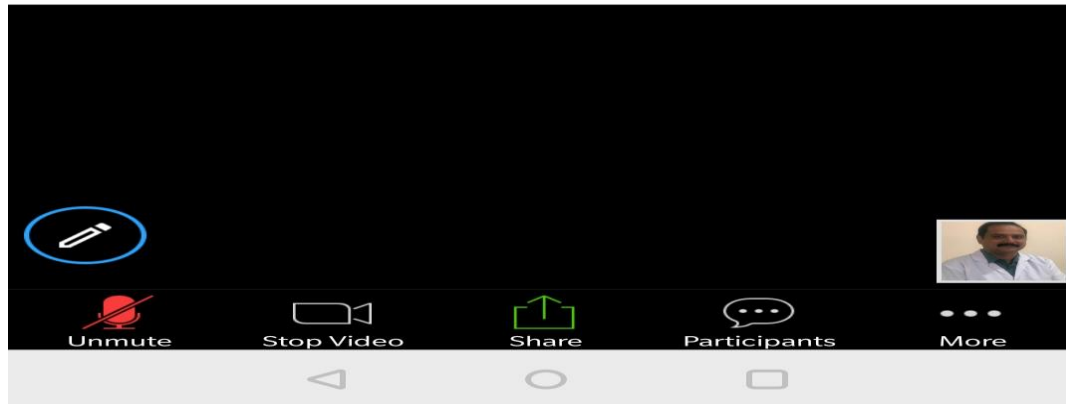


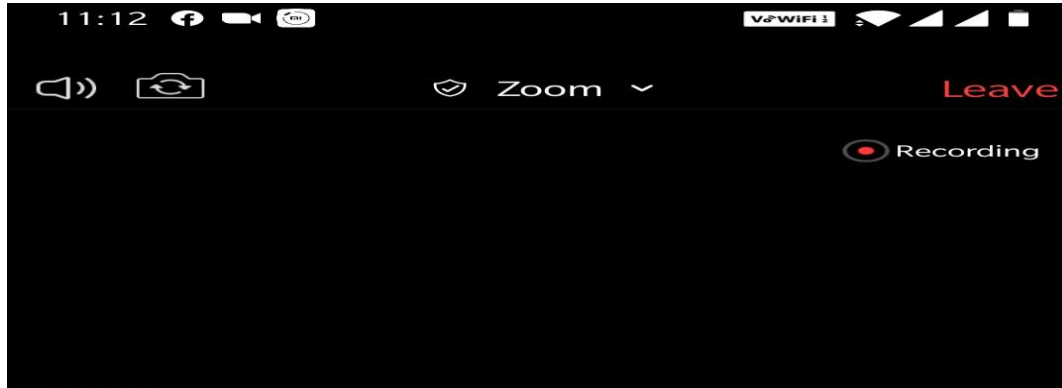
WEDGES

- It is a device used in tooth separation for tooth preparation and restoration
- Wedge is needed at gingival margin

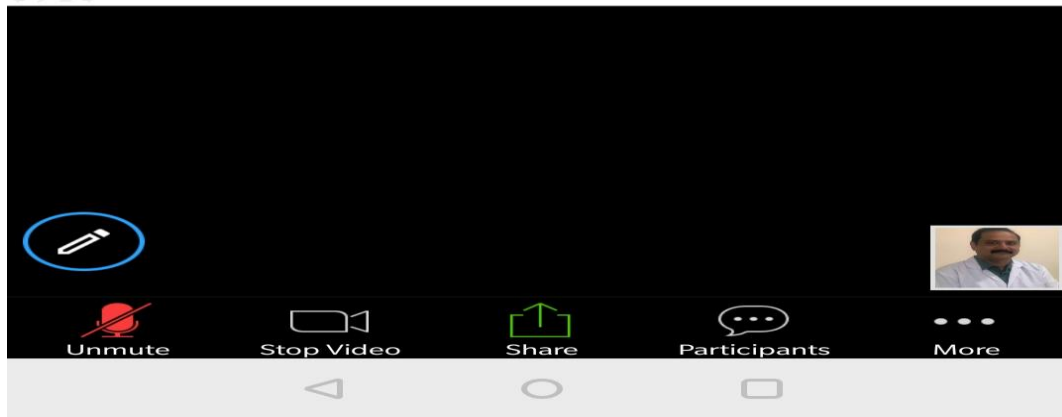
Functions

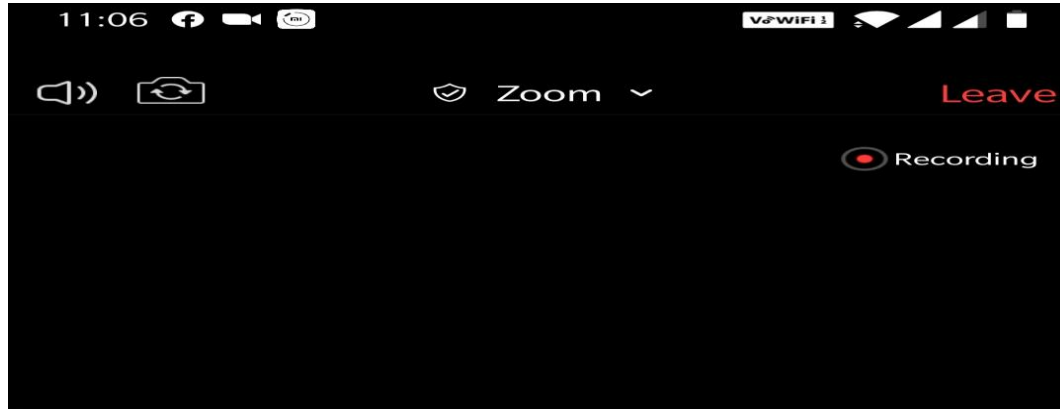
1. Hold the strip in position .
2. Provide slight separation of teeth.
3. Help prevent a gingival overhang
4. Provides space for placing matrix band.
5. Stabilizes matrix band and retainer





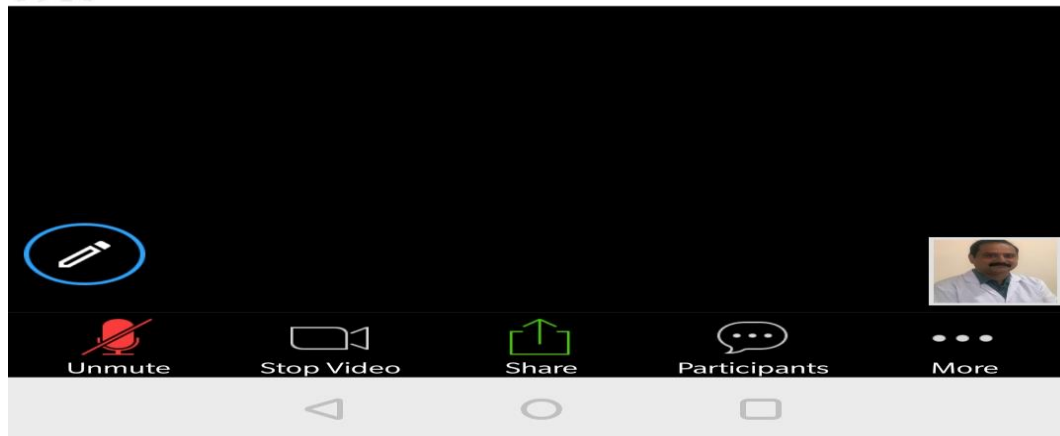
TRIODENT SYSTEM





Definition

- **Matricing** : Procedure whereby a temporary wall is created opposite to axial walls, surrounding areas of the tooth structure that were lost during the cavity preparation .
- **Matrix**: Device used during restorative procedures to hold the plastic restorative material within the tooth while it is setting .



11:13



V&WIFI



Close

Participants (19)



Senthil Kumar Kumarappan



Sowmya Natarajan



Sruthi S



Suba Keerthi



Subashini Natarajan



Sureka Varatharaj



Surya Nandakumar



Tamil Selvan



Varshini Venkat



Vikneshwari Jayabalan



Vikraman J



Vishalini Mohan



Yuvarani Muthu Kumar











































Invite



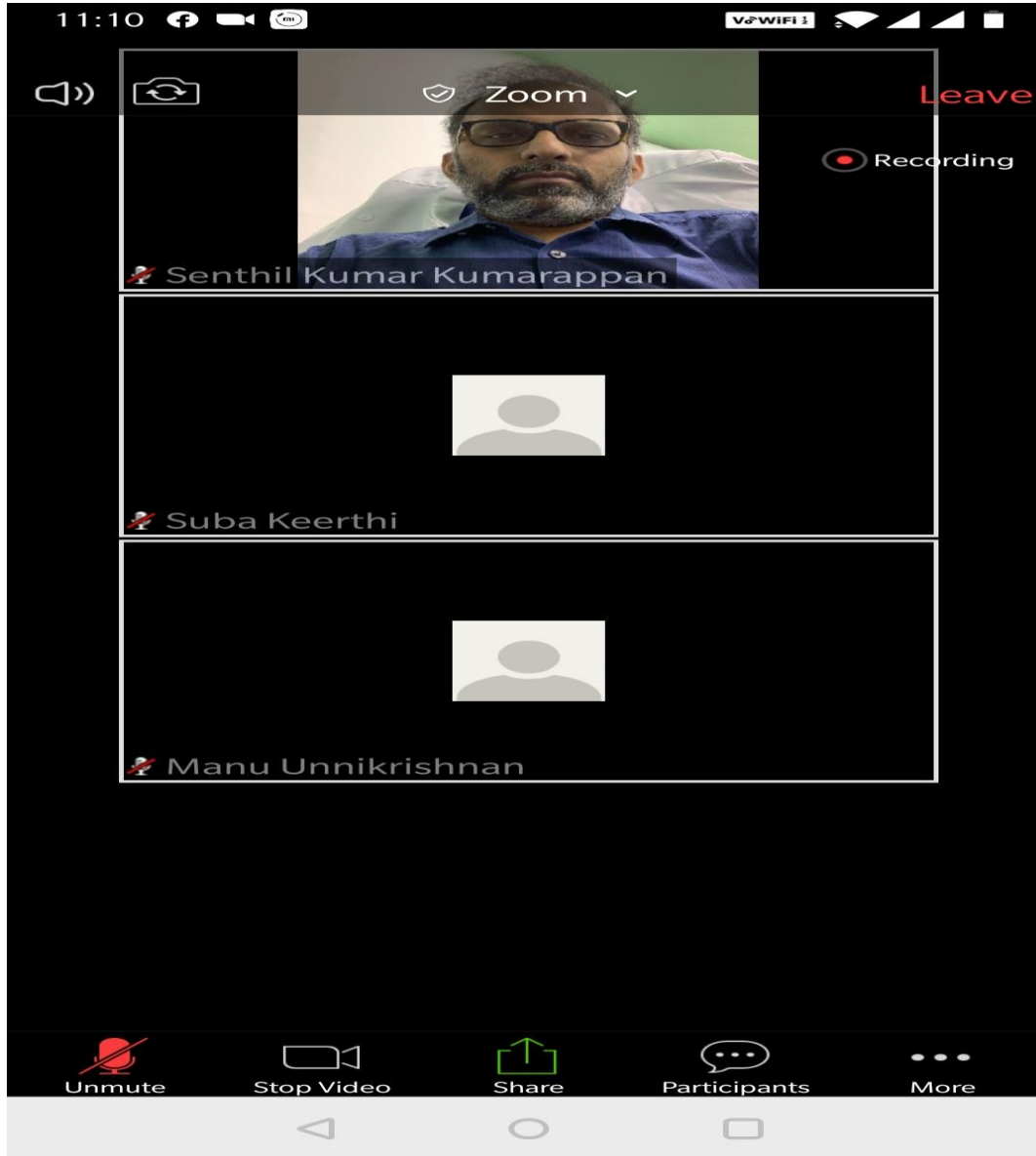
Close

Participants (19)

Search

-  **Manjiri Honap** (me)   >
-  **Sadasiva Kadandale** (host)    >
-  **Sophia srikanth**   >
-  **Tamil Selvan**   >
-  **Anupama R**   >
-  **Dr Sreeram S.R**   >
-  **Manu Unnikrishnan**   >
-  **Senthil Kumar Kumarappan**   >
-  **Sowmya Natarajan**   >
-  **Sruthi S**   >
-  **Suba Keerthi**   >
-  **Subashini Natarajan**   >
-    >

Invite



11:10




VFWIFI



Recording

Vishalini Mohan



Anupama R



Sureka Varatharaj

Yuvarani Muthu Kumar



11:10

WiFi

Recording



Vikneshwari Jayabalan



Sadasiva Kadandale



Dr Sreeram S.R.



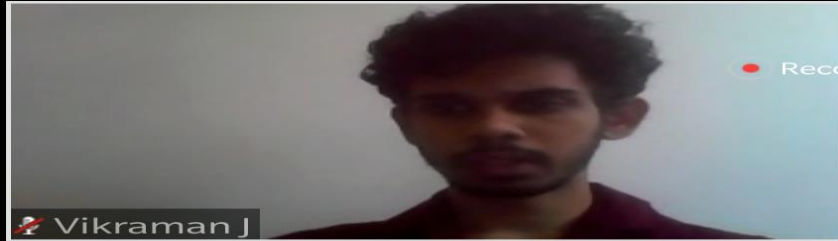
Sowmya Natarajan



11:10



VWIFI



Recording


Vikraman J



Varshini Venkat



Subashini Natarajan



Sruthi S



11:09



VoWiFi



Zoom

Leave

Recording

Manjiri Honap

Sophia srikanth

Tamil Selvan

Surya Nandakumar

Unmute

Stop Video

Share

Participants

More

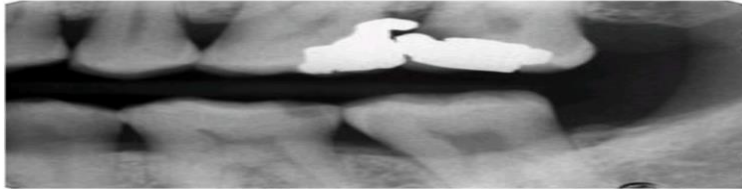
OBJECTIVE STRUCTURED CLINICAL EXAMINATION

MATRICES

OBJECTIVE STRUCTURAL CLINICAL EXAMINATION (OSCE)

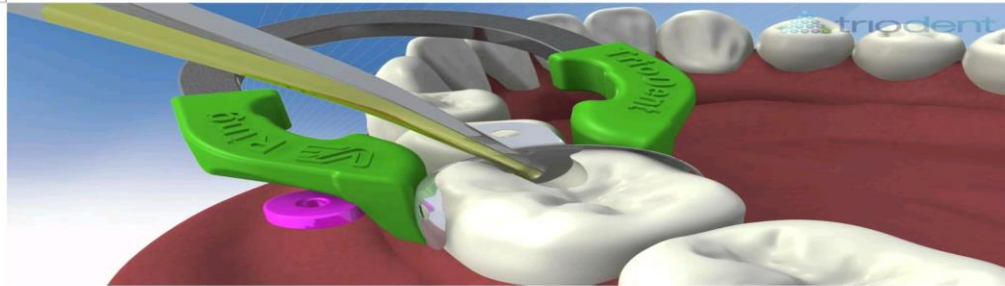
Question 1:

Identify the problem of the filling, How do you avoid that? Write in detail about various techniques for the same.



Question 2:

Identify the product and its advantages



Question 2A: Identify the technique and advantages of the same

Question 3: Identify the system, Advantages of it over the regular techniques



COCK

Question 3: Identify the system, Advantages of it over the regular techniques



13/5/2020

OSCE - 10

1.

MATRICES & WEDGES

Case scenario - 1.

Identify the problems in filling.

- * A class III Improper filling is done, with gingival overhangs,
- * No proper contacts and contours present
- * No separation present.
- * Restorative material not confined within the cavity.

It can be avoided by using appropriate Matrices & "Wedges".

various techniques of wedging are:

1. Single Wedge Technique.

2. Piggy back wedging:-

- * It is useful for the patients with gingival recession.
- * Wedge is significantly apical of the gingival margin, a second wedge may be placed on top of the first.

3. Double Wedging:-

- * one from lingual embrasure and one from facial embrasure.
- * Only if middle 2/3rd of proximal margin can be adequately wedged.

2.

... minimal box is wide facio lingually.



Tools



Mobile View



Share



PDF to DOC

Department of Conservative Dentistry & Endodontics

Attendance Report

Date: 14.05.2020

IV B.D.S. (2016-17 Batch)

Staff: Dr. Anupama R.

Timings: to 11:15 am-11.55 am

Anupama R. is inviting you to
a scheduled Zoom meeting.

Clinical Posting – IV B.D.S.

Time: May 14, 2020, 11:15 AM India.

<https://us04web.zoom.us/j/6107038974?pwd=TUZRR2xRQWdiOTlCc3NnNFRCbEovQT09>

Meeting Id: 6107038974

Password: 809176

No of students participated: 18



F-BATCH OFFICIAL-ENDO

Ch Dr k Senthil, Ch Dr., Ch Dr., Ch Dr., Ch...



Ch Dr. Anupama Mam

Good morning all 9:04 am

Date: 14 - 5 - 2020

Clinical posting - Final year

Discussion Topic: Access opening


10.40am : videos will be shared

11.15 am: Topic discussion through zoom video meeting.

12.15 to 1.15: Self study

1.30 to 3.00 - OSCE test

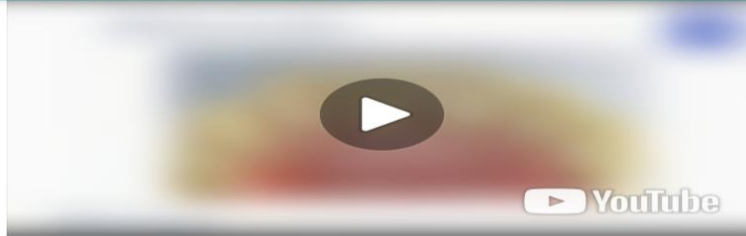
9:04 am





F-BATCH OFFICIAL-ENDO

Ch Dr k Senthil, Ch Dr., Ch Dr., Ch Dr., Ch...



Endodontic treatment of the single rooted tooth. Part 2: Access cavity preparation...

www.youtube.com

<https://youtu.be/Vd2Z6cVuo2E>

10:26 am

Ch Dr. Anupama Mam



Join our Cloud HD Video Meeting now

Zoom is the leader in modern enter...
us04web.zoom.us

Anupama R is inviting you to a scheduled Zoom meeting.

Final yr posting
Time: May 14, 2020 11:15 AM Mumbai, Kolkata, New Delhi

Join Zoom Meeting
<https://us04web.zoom.us/j/6107038974?pwd=TUZRR2xRQWdiOTICc3NnNFRCbEovQT09>

Meeting ID: **610 703 8974**
Password: 809176

10:26 am

11:25



V2WIFI1




Close

Participants (18)

- | | | | | |
|----|-----------------------|--|--|---|
| SS | Sophia srikanth | | | > |
| | Sowmya Natarajan | | | > |
| SS | Sruthi S | | | > |
| SK | Suba Keerthi | | | > |
| | Subashini Natarajan | | | > |
| SV | Sureka Varatharaj | | | > |
| | Surya Nandakumar | | | > |
| TS | Tamil Selvan | | | > |
| VV | Varshini Venkat | | | > |
| VJ | Vikneshwari Jayabalan | | | > |
| VJ | Vikraman J | | | > |
| VM | Vishalini Mohan | | | > |
| | Yuvarani Muthu Kumar | | | > |

Invite





11:25



V-WIFI 1



Close

Participants (18)

Search



Manjiri Honap (me)



Anupama R (host)



Dr Sreeram S.R



Manu Unnikrishnan



Sadasiva Kadandale



Sophia srikanth



Sowmya Natarajan



Sruthi S



Suba Keerthi



Subashini Natarajan



Sureka Varatharaj



Surya Nandakumar



Invite






Chettinad
Dental College & Research Institute

Dept of Conservative Dentistry & Endodontics

Access Cavity Preparation

Dr. Anupama





REQUIREMENTS OF THE ACCESS CAVITY


- 1) Permit the removal of all the chamber contents*
- 2) Permit complete, direct vision of the floor of the pulp chamber and canal openings*





INTRODUCTION

- Access cavity - the **opening in the dental crown** that permits localization, cleaning, shaping, disinfection, and three-dimensional obturation of the root canal system.
- An access cavity that has been prepared improperly in terms of position, depth, or extent will hamper the achievement of optimal results.



11:22


VWIFI1




Zoom

Leave

Recording



3) Facilitate the introduction of canal instruments into the root canal openings
4) Provide access as direct as possible to the apical one third of the canal for both preparation instruments and canal filling instruments



5) Provide a positive support for temporary fillings



Unmute

Stop Video

Share

Participants

More

11:19

VFWIFI1



Zoom

Leave

Recording



REQUIREMENTS OF THE ACCESS CAVITY

- 1) *Permit the removal of all the chamber contents*
- 2) *Permit complete, direct vision of the floor of the pulp chamber and canal openings*



Unmute


Stop Video

Share

Participants



More



11:18

V-WIFI 1



Zoom

Leave

Recording



INTRODUCTION

- Access cavity - the **opening in the dental crown** that permits localization, cleaning, shaping, disinfection, and three-dimensional obturation of the root canal system.
- An access cavity that has been prepared improperly in terms of position, depth, or extent will hamper the achievement of optimal results.



Unmute

Stop Video

Share

Participants


More



Rules for access opening

1. In creating the access cavity, one must keep in mind not only the position of the canal orifices, but also the position and orientation of the apical foramen.
2. The shape of the access cavity differs from that used in restorative dentistry.
3. The access cavity must not assume a pre-determined, geometric shape.
4. Dentist's familiarity with the anatomy of the tooth to be treated should be as complete as possible.
5. The access cavity should always be created through the occlusal or lingual surface, never through the proximal or gingival surface

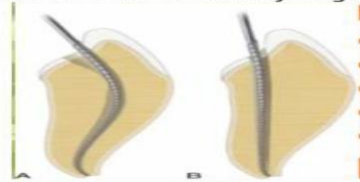







3) Facilitate the introduction of canal instruments into the root canal openings

4) Provide access as direct as possible to the apical one third of the canal for both preparation instruments and canal filling instruments



5) Provide a positive support for temporary fillings





11:25

VWIFI1



Zoom

Leave

Recording



Rules for access opening

1. In creating the access cavity, one must keep in mind not only the position of the canal orifices, but also the position and orientation of the apical foramen.
2. The shape of the access cavity differs from that used in restorative dentistry.
3. The access cavity must not assume a pre-determined, geometric shape.
4. Dentist's familiarity with the anatomy of the tooth to be treated should be as complete as possible.
5. The access cavity should always be created through the occlusal or lingual surface, never through the proximal or gingival surface



Unmute

Stop Video

Share

Participants

More



11:18

VFWIFI1

Subashini Natarajan joined



Zoom

Leave

Recording

Manjiri Honap

Tamil Selvan

Surya Nandakumar

Sophia srikanth



Unmute



Stop Video



Share



Participants



More



11:18



VFWIFI1



Anupama R




 Manu Unnikrishnan



Suba Keerthi



 Sureka Varatharaj



11:18



VFWIFI3



Zoom

Leave

Recording

Vikneshwari Jayabalan

Sowmya Natarajan



Sruthi S

Anupama R



Unmute



Stop Video




Share



Participants



More



11:18




VWIFI1




Recording

Vikraman J

Vishalini Mohan



OBJECTIVE STRUCTURED CLINICAL EXAMINATION




OBJECTIVE STRUCTURED CLINICAL EXAMINATION

TOPIC - ACCESS OPENING

CASE SCENARIO – 1

A patient reports to the clinic with trauma of the upper central incisor. O/E, a fracture of the middle one third of the dental crown, with significant pulp involvement is seen, necessitating RCT. How will you proceed with access opening in this case?






CASE SCENARIO – 2

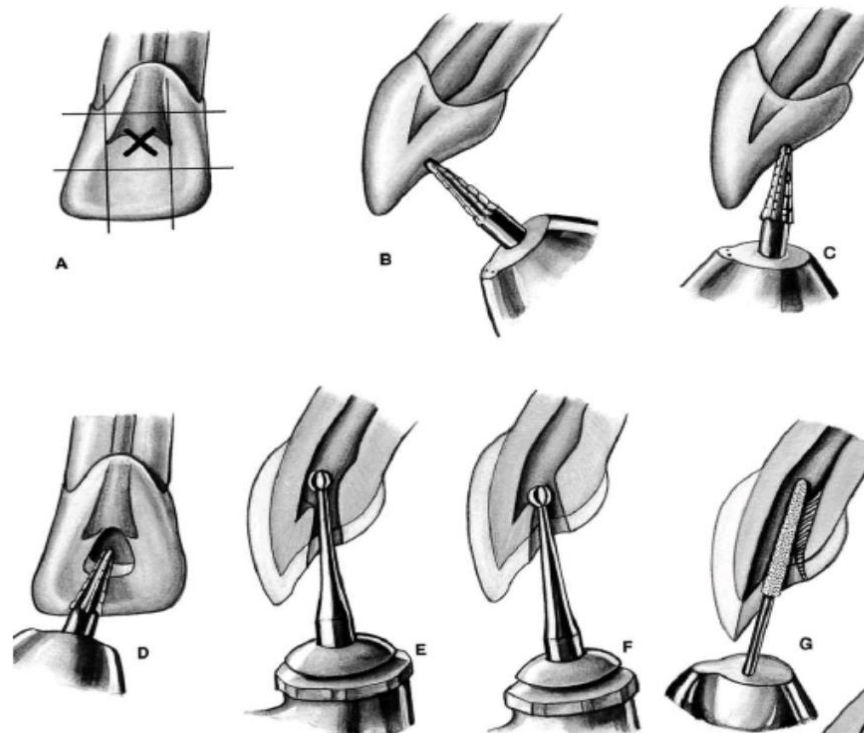
A patient reports to the clinic with discolored upper anterior teeth. Vitality testing reveals non vital teeth. IOPA reveals calcified pulp chamber. How will you proceed with access opening in this case?






QUESTION – 3

Give appropriate captions for the picture describing the steps in access opening procedure.

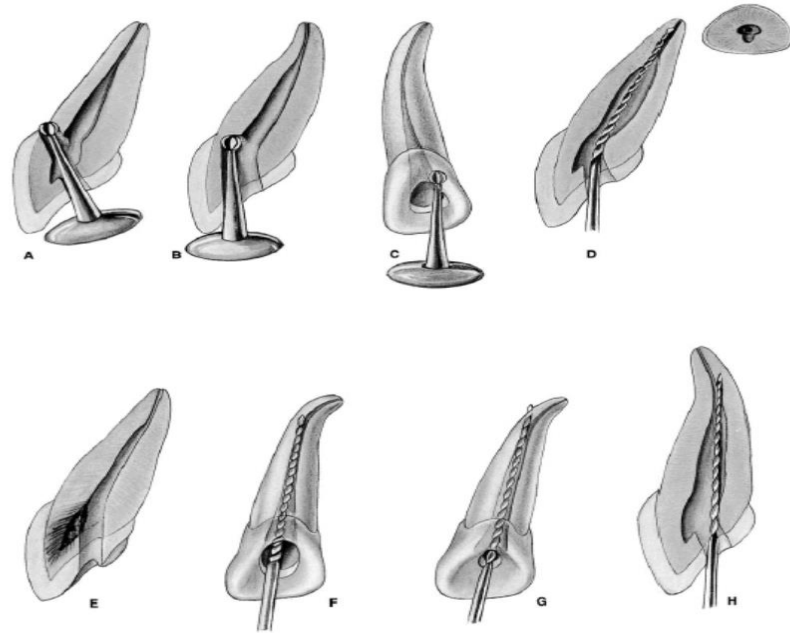





QUESTION – 4

Identify the various errors in access cavity preparation depicted in the picture.

PLATE 7





14/5/2020 OBJECTIVE STRUCTURED CLINICAL EXAMINATION.

ACCESS OPENING:
Case Scenario - 1.

Access opening in a tooth with Ellis class III fracture.

First history of the patient should be taken in detail

↓
Clinical examination

↓
Investigations ← Pulp vitality test
Pre operative radiograph

↓
Endodontic treatment

ACCESS OPENING:

Local anaesthesia

↓
Rubber dam isolation

↓
with pre-operative radiograph, anatomy of tooth is assessed

↓
penetration Since pulp is already exposed, use of phase diamond bur perpendicular to long axis is not necessary. Only outline of the cavity can be established by use of round bur from inside to outside.

Scanned with CamScanner

Use of round diamond bur mounted on a low slow handpiece → for Enlargement enlargement of pulp chambers



Tools



Mobile View



Share



PDF to DOC



Department of Conservative Dentistry & Endodontics

Attendance Report

Date: 15.05.2020

IV B.D.S. (2016-17Batch)

Staff: Dr. Manjiri Honap

Timings: to 11:15 am-11.55 am

Manjiri Honap is inviting you

to a scheduled Zoom

meeting.

Clinical Posting – IV B.D.S.

Time: May 15, 2020, 11:15 AM India

<https://us04web.zoom.us/j/77228038613?pwd=c3oxTUplTzVudnpGRmpPR>

lBnKzR4QT09

Meeting Id: 77228038613

Password: CDCRI

No of students participated: 16



F-BATCH OFFICIAL-ENDO

Ch Dr k Senthil, Ch Dr., Ch Dr., Ch Dr., Ch...



Good morning all, today's schedule is as follows.

8:48 am ✓

Date: 15 - 5 - 2020

Clinical posting - Final year

Discussion Topic: Class II Amalgam restoration

10.40am : videos will be shared

11.15 am: Topic discussion through zoom video meeting.

12.15 to 1.15: Self study

1.30 to 3.00 - OSCE test

8:48 am ✓



F-BATCH OFFICIAL-ENDO

Ch Dr k Senthil, Ch Dr., Ch Dr., Ch Dr., Ch...



zoom

Join our Cloud HD Video Meeting now

Zoom is the leader in modern enter...
us04web.zoom.us

Manjiri Honap is inviting you to a scheduled Zoom meeting.

Topic: IV BDS CLINICAL POSTING - CLASS II AMALGAM

Time: May 15, 2020 11:00 AM India

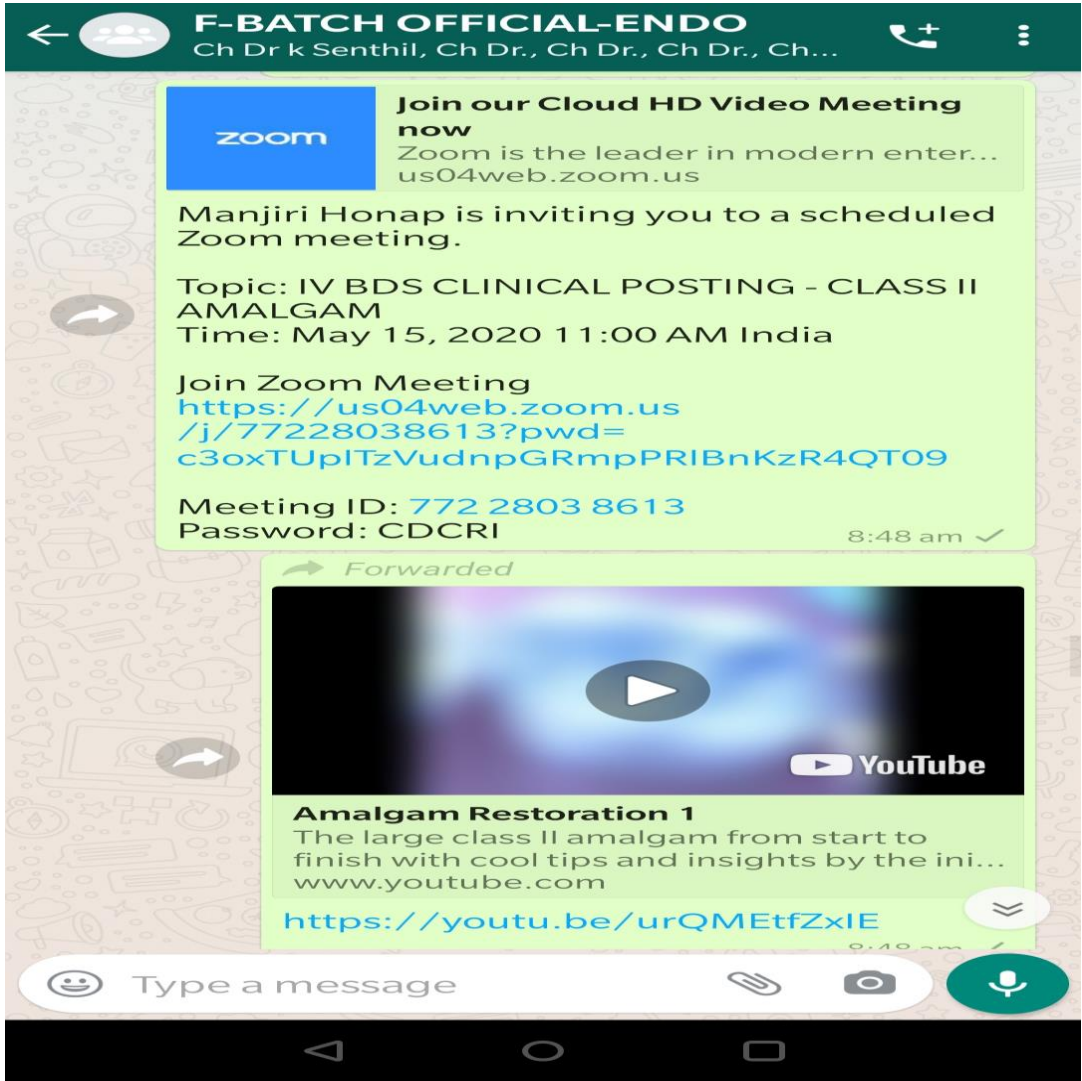
Join Zoom Meeting

<https://us04web.zoom.us/j/77228038613?pwd=c3oxTUplTzVudnpGRmpPRIBnKzR4QT09>

Meeting ID: **772 2803 8613**

Password: CDCRI

8:48 am ✓





F-BATCH OFFICIAL-ENDO


Ch Dr k Senthil, Ch Dr., Ch Dr., Ch Dr., Ch...



Class II Amalgam Preparation #18 MO
This video is about Class II Amalgam Preparation #18 MO performed on the Ac...
www.youtube.com

https://youtu.be/H3_luF-j0iU

11:00 am ✓



Class II Amalgam Preparation Columbia #13 DO - TWO BURS ONLY
This video is about Class II Amalgam Prep...
www.youtube.com


<https://youtu.be/thhEBEHx6ko>

11:00 am ✓



F-BATCH OFFICIAL-ENDO

Ch Dr k Senthil, Ch Dr., Ch Dr., Ch Dr., Ch...




Class II Amalgam Prep #3 MO

This video is about Class II Amalgam Prep #3 MO by Dr. Richard Stevenson of S...
www.youtube.com

https://youtu.be/wB_uLIT4XA

11:00 am ✓



#14 MOD CLASS II AMALGAM PREPARATION

This video is about #14 MOD CLASS II AM...
www.youtube.com

https://youtu.be/sfjsgbzAl_o

11:01 am ✓

Mute Stop Video Security Participants New Share Pause Share Annotate More

File Home Insert Design Transitions Animations Slide Show Review Help

Clipboard Slides Font Paragraph Drawing

Class II amalgam restorations

By Dr. Manjiri Honap
Department of Conservative Dentistry and Endodontics

Chettinad Dental College & Research Institute

Class II amalgam restorations

By Dr. Manjiri Honap
Department of Conservative Dentistry and Endodontics

Click to add notes

Slide 1 of 17 "Office Theme" English (India) 59% 11:14 15-05-2020

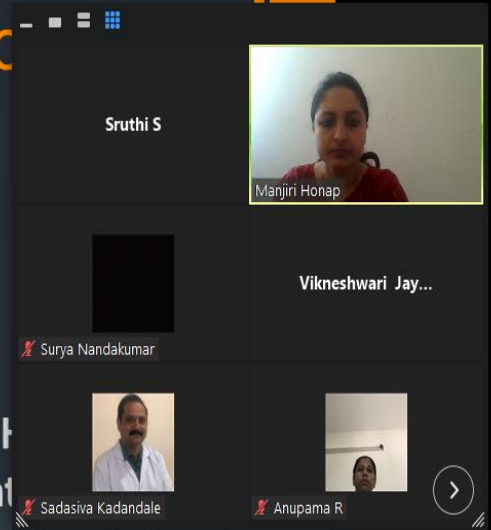
You are screen sharing

Stop Share

Class II amalgam resto



By
Dr. Manjiri
Department
Dentistry and Endodontics


A screenshot of a Zoom meeting interface. The interface shows a grid of participants. The top row includes a participant named 'Sruthi S' and a video thumbnail for 'Manjiri Honap'. The middle row shows a blacked-out video thumbnail and a participant named 'Vikneshwari Jay...'. The bottom row shows a video thumbnail for 'Surya Nandakumar', a video thumbnail for 'Sadasiva Kadandale', and a video thumbnail for 'Anupama R'. There are also icons for window management and a right arrow button.



Class II amalgam restorations



By
Dr. Manjiri Honap
Department of Conservative
Dentistry and Endodontics





- Marking the occlusal contacts with articulating paper . These contacts serve as guide in tooth preparation and restoration.





- Marking the occlusal contacts with articulating paper . These contacts serve as guide in tooth preparation and restoration.



REC



Chetnyad
International Institute of Research & Innovation



FG #330 RGS BUR – Finishing of
cavity preparation

29

Manjiri Honap's screen



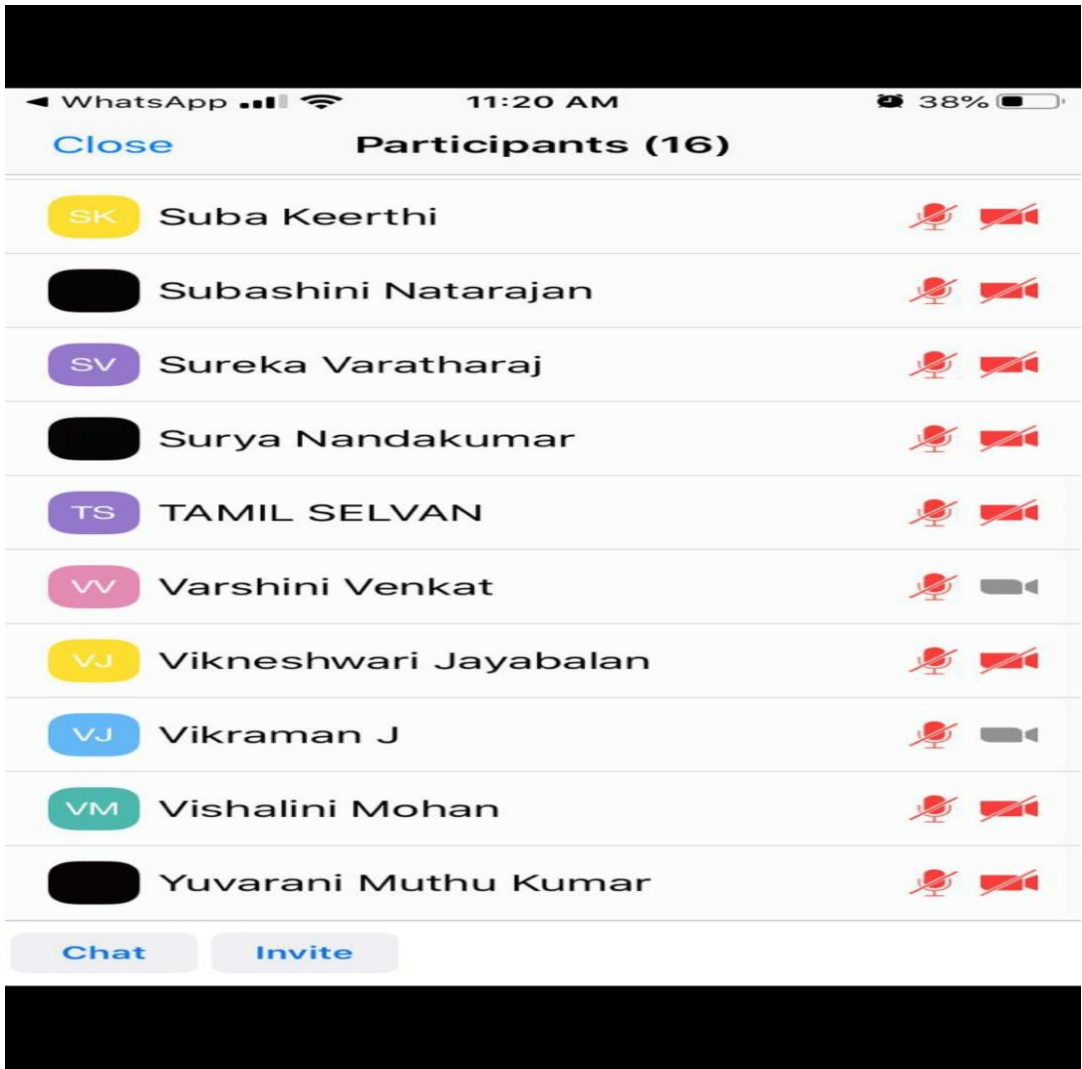
REC

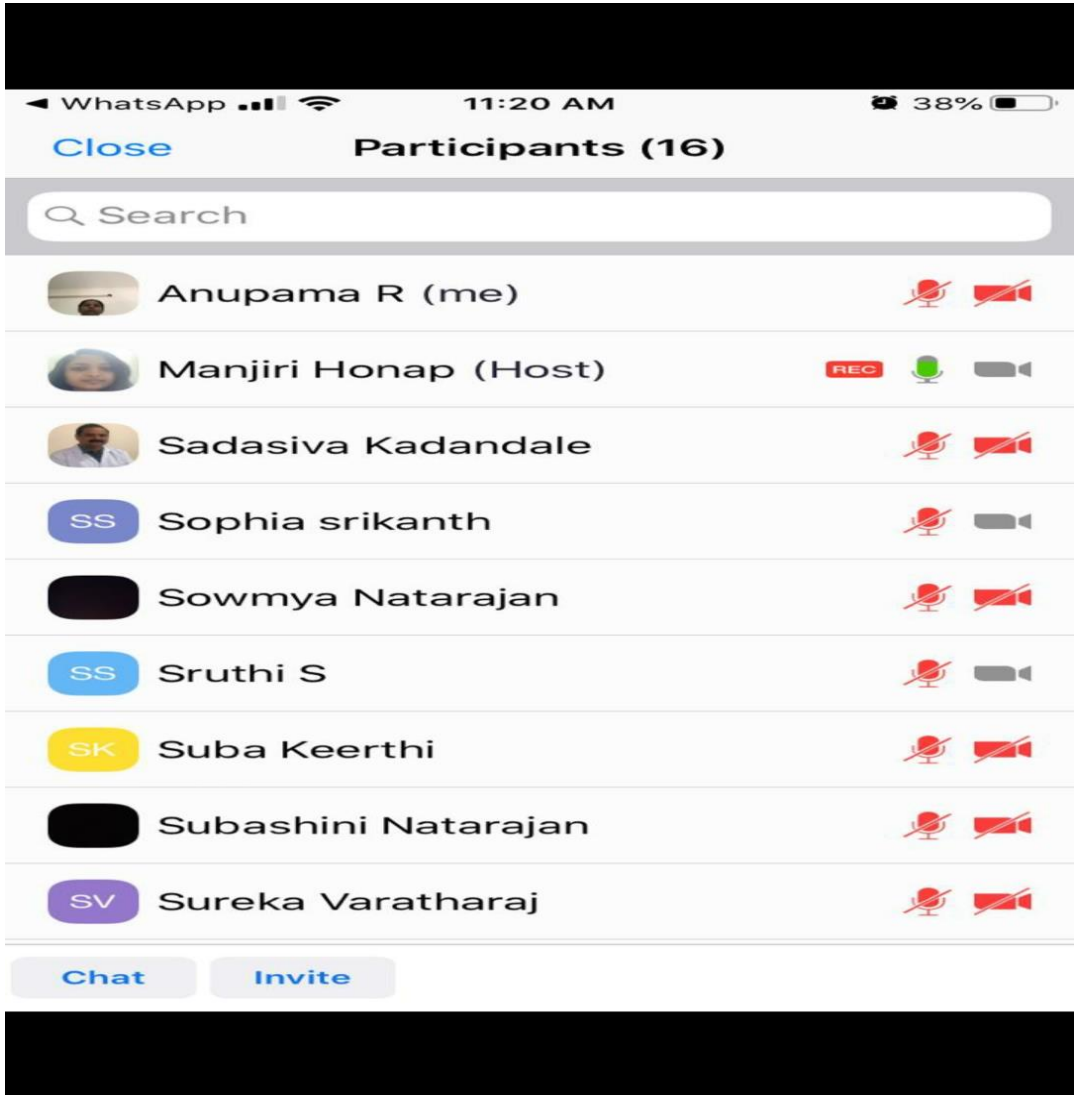


 Chetnad
Dental Research Institute

Re-contouring of any opposing "plunging cusp"
to reduce the risk of fracture of the new restoration







REC



 Anupama R



 Suba Keerthi



 TAMIL SELVAN



 Vishalini Mohan



REC



 Anupama R



 TAMIL SELVAN



 Vishalini Mohan



REC



 Anupama R



 Sureka Varatharaj



 Subashini Natarajan



 Suba Keerthi



REC



 Anupama R



 Sadasiva Kadandale



 Yuvarani Muthu Kumar



 Sowmya Natarajan



REC



 Anupama R



Manjiri Honap



 Surya Nandakumar



 Vikneshwari Jayabalan



REC



 Anupama R

 Sruthi S



 Vikraman J



Sophia srikanth

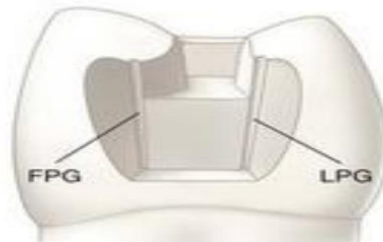
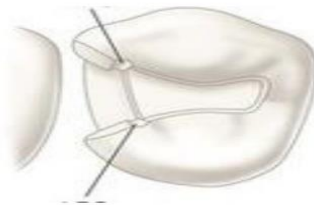


OBJECTIVE STRUCTURED CLINICAL EXAMINATION

TOPIC – AMALGAM

DR. MANJIRI HONAP

QUESTION 1



What is depicted by arrow in the above picture/

What is the main purpose of it?

What instrument is used to prepare the same?

Which all cases it is indicated?

QUESTION 2

Identify undermixed, overmixed and rightly mixed amalgam.



Question 3

Identify the instrument, state the advantages, what is the speed with which it works



OSCE-12
AMALGAM

1.

- a) Retentive grooves on the axiofacial and axiolingual line Angles.
- b) It adds in the Secondary Retention in class-II (Proximal) Restorations.
- c) No. 169 L Bur with High Speed arotar handpiece
(or) No. 1/4 round bur (0.5mm ^{head} diameter) (or) No. 1/2 round bur (0.4mm ^{head} diameter)
- d) Indications:-
* when cavity preparation is shallow

Retentive grooves prevents Proximal displacement of Restoration

↓
Enhances the retention Form of the Proximal Portion.

* DEEP proximal box

2.

1 - Rightly Mixed normal mix

- shiny surface
- smooth and soft consistency
- warm, when removed from the capsule
- Best compressive and Tensile strength
- Increased Resistance to Tarnish and corrosion

2. Overbiturated mix

- Soupy mix
- Difficult to remove from capsule
- Working time increased
- Higher contraction of Amalgam
- creep is increased.

3- Underbiturated mix:-

- Rough and grainy may crumble
- Tarnish and corrosion can occur
- Less strength
- Mix hardens too rapidly



Chettinad
Dental College & Research Institute

Department of Conservative Dentistry & Endodontics

Attendance Report Date: 16.05.2020

IV B.D.S (F Batch)

Clinical Posting Discussion

Staff: Dr.K Senthil Kumar

Timings: 01.00 P M to 1.40 P M

K Senthil Kumar is inviting you to a scheduled Zoom meeting.

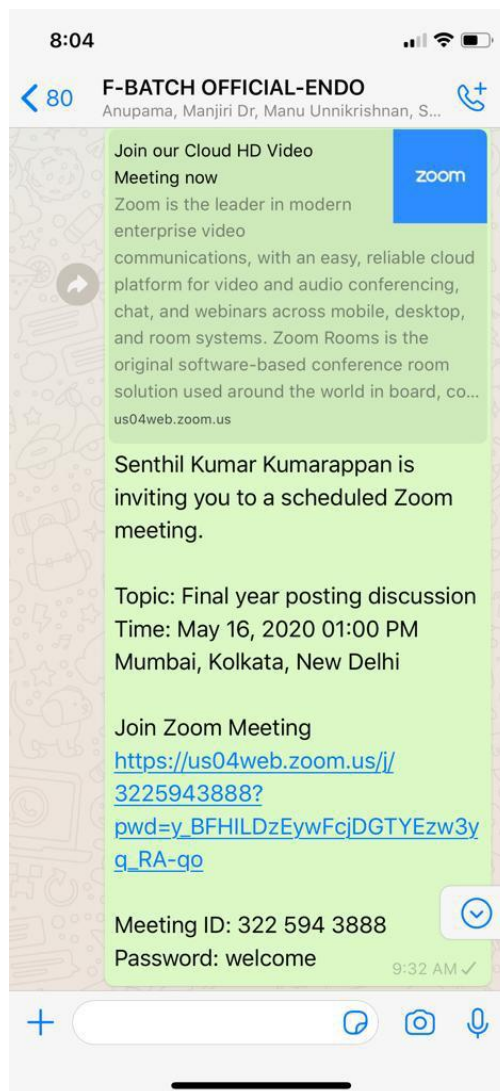
Join Zoom Meeting [https://us04web.zoom.us/j/3225943888?](https://us04web.zoom.us/j/3225943888?pwd=y_BFHILDzEywFcjDGTYEzw3yq_RA-qo)

[pwd=y_BFHILDzEywFcjDGTYEzw3yq_RA-qo](https://us04web.zoom.us/j/3225943888?pwd=y_BFHILDzEywFcjDGTYEzw3yq_RA-qo)

Meeting ID: 3225943888

Password: welcome

No Of Student Participants -13





Chettinad Dental College & Research Institute

1:09

Close **Participants (14)**

- VJ Vikneshwari Jayabalan (me)
- Senthil Kumar Kumarap... (host)
- SS Sophia srikanth
- Sowmya Natarajan
- SS Sruthi S
- SK Suba Keerthi
- Subashini Natarajan
- SV Sureka Varatharaj
- Surya Nandakumar
- TS Tamil Selvan
- VV Varshini Venkat
- VJ Vikraman J
- VM Vishalini Mohan
- Yuvarani Muthu Kumar

Sophia srikanth	Tamil Selvan	Sowmya Nataraj...	Yuvarani Muthu ...
Suba Keerthi	Vikraman J	Subashini Natara...	Vishalini Mohan
Sureka Varatharaj	Vikneshwari Jaya...	Varshini Venkat	Surya Nandakum...
Sruthi S	Senthil Kumar Kuma...		



Chettinad
Dental College & Research Institute

Recording

Chettinad
Dental College & Research Institute

Biomimetic Approach In Management of Grossly Decayed Tooth

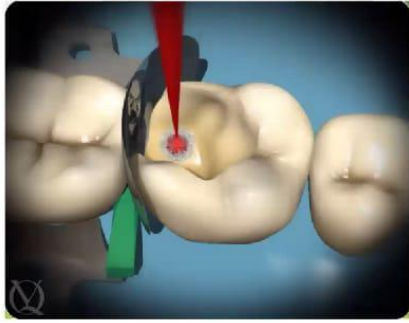
Dr. K Senthil Kumar
Chettinad Dental College And Research Institute

00:06:03

Tamil Selvan
Sophia srikanth
Senthil Kumar Kumarap...
Suba Keerthi
Vikraman J

Recording

00:19:33





Zoom Meeting

Recording

Remaining Meeting Time: 07:51

00:32:32

Laser

Isolation

Recording

00:07:57

Participants (14)

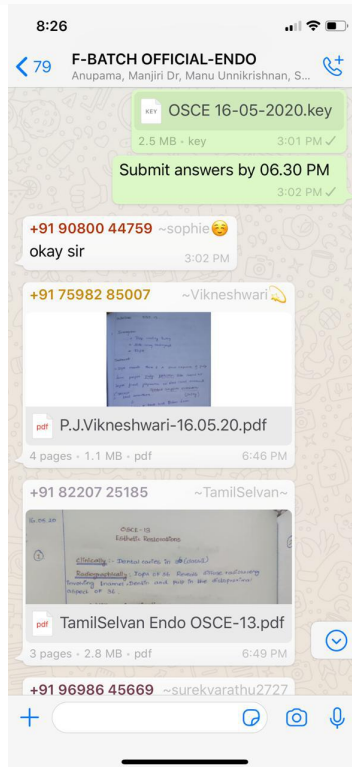
Find a participant

- TS Tamil Selvan (Me)
- SK Senthil Kumar Ku... (Host)
- SS Sophia srikanth
- Sowmya Natarajan
- SS Sruthi S
- SK Suba Keerthi
- Subashini Natarajan
- SV Sureka Varatharaj
- Surya Nandakumar
- VV Varshini Venkat
- VJ Vikneshwari Jayabalan
- VJ Vikraman J
- VM Vishalini Mohan
- Yuvarani Muthu Kumar

WHAT IS BIOMIMETICS?

BIO - MIMETIC

"LIFE-LIKE" "COPY"



8:27

[Back](#) OSCE 16-05-2020 [Share](#)

OSCE Test on Esthetic Posterior Restoration

Dept of Conservative Dentistry & Endodontic

35 yr old Pt c/o food impaction and pain on drinking hot drinks. IOPA X ray attached

- Investigation required
- Treatment plan including final restoration



35 yr old Pt c/o food impaction and sensitivity on taking cold drinks. IOPA X ray attached

- Further investigation required
- Management

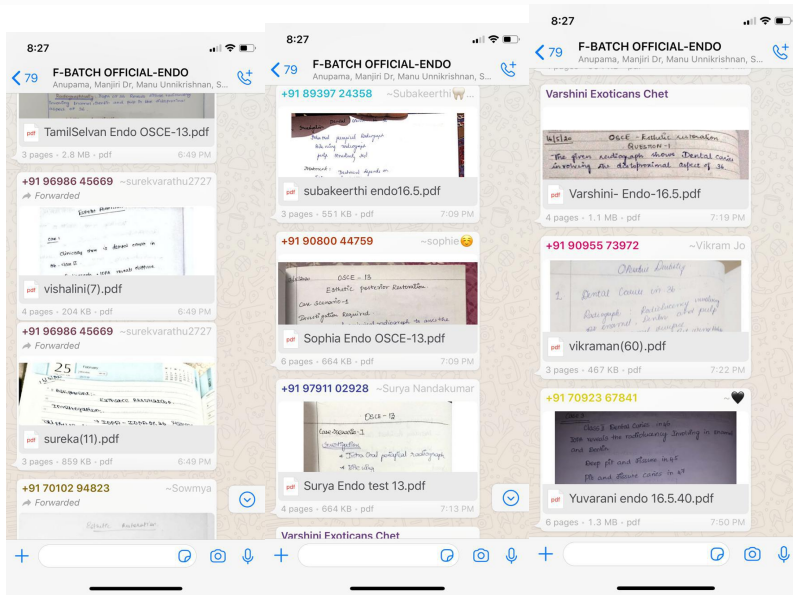


25 yr old patient has come for dental check up O/E cavitated caries in distal proximal caries in tooth no 46 IOPA attached Give Treatment plan for the quadrant visible in the picture





Chettinad Dental College & Research Institute



Department of Conservative Dentistry & Endodontics

Attendance Report

Date: 12.05.2020

IV B.D.S. (2016-17Batch)

Guest Lecture speaker:

Dr.Dinesh Verma

Timings: 09.00 am to 10:30am

Topic: My Meeting

Time: May 12, 2020 09:00 AM India

Join Zoom Meeting

<https://us04web.zoom.us/j/79376936093?pwd=TG5vQklxUGl5Mjd2cHJnN>

[UkyZHBvdz09](https://us04web.zoom.us/j/79376936093?pwd=UkyZHBvdz09)

Meeting ID: 793 7693 6093

Password: 7Wy8f9

No of participants: 97

Ch Dr k Senthil Kumar Sir

 *Forwarded*

viju padhmanaban is inviting you to a scheduled Zoom meeting.

Topic: My Meeting

Time: May 12, 2020 09:00 AM India

Join Zoom Meeting

[https://us04web.zoom.us](https://us04web.zoom.us/j/79376936093?pwd=TG5vQklxUGl5Mjd2cHJnNUkyZHBvdz09)

[/j/79376936093?pwd=](https://us04web.zoom.us/j/79376936093?pwd=TG5vQklxUGl5Mjd2cHJnNUkyZHBvdz09)

[TG5vQklxUGl5Mjd2cHJnNUkyZHBvdz09](https://us04web.zoom.us/j/79376936093?pwd=TG5vQklxUGl5Mjd2cHJnNUkyZHBvdz09)

Meeting ID: **793 7693 6093**

Password: 7Wy8f9

8:25 pm

9:18

Voice LTE1 93%

Recording

DISORDERS OF SALIVARY GLANDS

Prof. Dinesh Kumar Verma
Head of the Department
Dept. of OMFS
SDCRI, Sri Ganganagar

dinesh verma's screen



9:44

VFWIFI



Zoom

Leave

Recording

Diagnosis and Evaluation

- History, physical exam
- Investigations
 - a. Imaging (conventional radiographs, CT scans, MRI, USG, Sialography, Sialoendoscopy, Nuclear Imaging)s
 - b. Biopsy
 - c. Endoscopy
 - d. Functional (sialochemistry, flow rate)



Unmute

Start Video

Share

Participants




































More

9:39

VFWIFI

Close

Participants (100)

































-  Munira Begam   >
-  Naafia Fathima   >
-  Namarrthaa Sre   >
-  Naresh Boobalan   >
-  Nawin Subhaganesh   >
-  Neha Naomi   >
-  Nehrthika Kumaresan   >
-  Padmajaa Krishnan   >
-  Padmajee Selvaraj   >
-  Pavithra lakshmi N   >
-  Pavithra Rajkumar   >
-  Pavithra RathinaSwamy   >
-  prasanth   >

Invite

3:47 V2WIFI1

← Case Ch Dr. Sadashiva Sir Today, 9:20 am ☆

Search
























	Sadasiva Kadandale (me)	 	>
VP	viju padhmanaban (host)	  	>
AM	Alagappan Meyyappan	 	>
	dinesh verma	 	>
	Aamina Afra	 	>
	Abinandhan M	 	>
	Achsah Evangelin	 	>
AK	Adithi Karthik	 	>
	Akshayaa Shankar	 	>
AR	Anusha R	 	>
AS	ARCHANA S	 	>
	Arunachalesh Anbazhagan	 	>

Invite

Close

Participants (97)

Search

- P** prasanth (me)   >
- VP** viju padhmanaban (host)    >
- AM** Alagappan Meyyappan   >
-  dinesh verma   >
- RP** Rajesh Pandiarajan   >
-  Aamina Afra   >
-  Abinandhan M   >
-  Achsah Evangelin   >
- AK** Adithi Karthik   >




Invite



VoLTE 4G 86% 9:16 a.m.

Close

Participants (97)

- | | | | |
|---|-------------------------|---|---|
| AK | Adithi Karthik |   | > |
|  | Akshayaa Shankar |   | > |
| AR | Anusha R |   | > |
| AS | ARCHANA S |   | > |
|  | Arunachalesh Anbazhagan |   | > |
| a | Ateeq Ahamed |   | > |
|  | Balan Edward |   | > |
| C | Chandhni's iPhone |   | > |
| D | Daya Srinivasan |   | > |
|  | Deepika R M |   | > |

Invite



VoLTE 4G 86% 9:16 a.m.

Close

Participants (97)



Deepika R M



Dhanesh Bala



Dharunya



Dr Neetha Abraham



dr prakynthabrasanna shetty



Dr semmia M



Gautham B



Gowtham PD



H. Pavithra



Harini Prabha



Invite



VoLTE 4G 86% 9:16 a.m.

Close

Participants (97)



Harini Prabha



Harish P



Harish Raghav



Harshne Venkatraj



Hema Suresh



Janani



Jaya Kumar



Jayabalan C



Jessica Yolanda



Jineesh M



Invite



VoLTE 4G 86% 9:16 a.m.

Close

Participants (97)



Jineesh M



Johnvee S



kaaviya c



Kanchana Mala



Kauvya Karunanidhi



Kishan Kumar



Kokila S K



Kudiarasi Rajendran



Lakshika Sree



Lalitha Choudhary



Invite




VoLTE 4G 86% 9:16 a.m.

Close

Participants (97)

-  **Lalitha Choudhary**   
-  **Logesh Ram**   
-  **M Aakifa**   
-  **M.Lakshmipriya**   
-  **Madhu Bala Sermarajan**   
-  **Madhu Vathani R**   
-  **Maha Srinithi Selvaraj**   
-  **Manjiri Honap**   
-  **Meghana Jayadev**   
-  **Munira Begam**   

Invite



VoLTE 4G 86% 9:16 a.m.

Close

Participants (98)



Munira Begam



Naafia Fathima



Namarrthaa Sre



Naresh Boobalan



Nawin Subhaganesh



Neha Naomi



Nehrthika Kumaresan



Padmajaa Krishnan



Padmajee Selvaraj



Pavithra lakshmi N





Invite



VoLTE 4G 86% 9:17 a.m.

Close

Participants (98)

- | | | | |
|---|-----------------------|---|---|
| PL | Pavithra lakshmi N |   | > |
| PR | Pavithra Rajkumar |   | > |
| PR | Pavithra RathinaSwamy |   | > |
| P | Prabhavathi.s |   | > |
|  | Priya Darshini |   | > |
| P | Priyanga.V |   | > |
|  | Ragavi vijayan |    | > |
| R | Rakshanaa Jeevan |   | > |
|  | Ram Prasath |   | > |
| R | Ramu Ganesan |   | > |

Invite



VoLTE 4G 86% 9:17 a.m.

Close

Participants (98)



Ramu Ganesan



Ramya V



Ranjani Srinivasan



Sadasiva Kadandale



Sai Aditiya



sanjana



Santra Joseph



Shindhuja N



Shivani Sivaramakrishnan



Shweta Ranjith



Invite



Surya Nandakumar



Tamil Selvan



VaishaLi Venkat



Varshini Venkat



Vikneshwari Jayabalan



Vikraman J



Vishalini Mohan



Vishnu Kumar



Yuvarani Muthu Kumar



Invite



VoLTE 4G 86% 9:17 a.m.

Close

Participants (98)

- | | | | |
|---|---------------------|---|---|
| SR | Shweta Ranjith |   | > |
|  | Sneha D |   | > |
| SS | Sophia srikanth |   | > |
|  | Sowmya Natarajan |   | > |
| SS | Sruthi S |   | > |
| SK | Suba Keerthi |   | > |
|  | Subashini Natarajan |   | > |
| SV | Sureka Varatharaj |   | > |
|  | Surya Nandakumar |   | > |
| TS | Tamil Selvan |   | > |

Invite



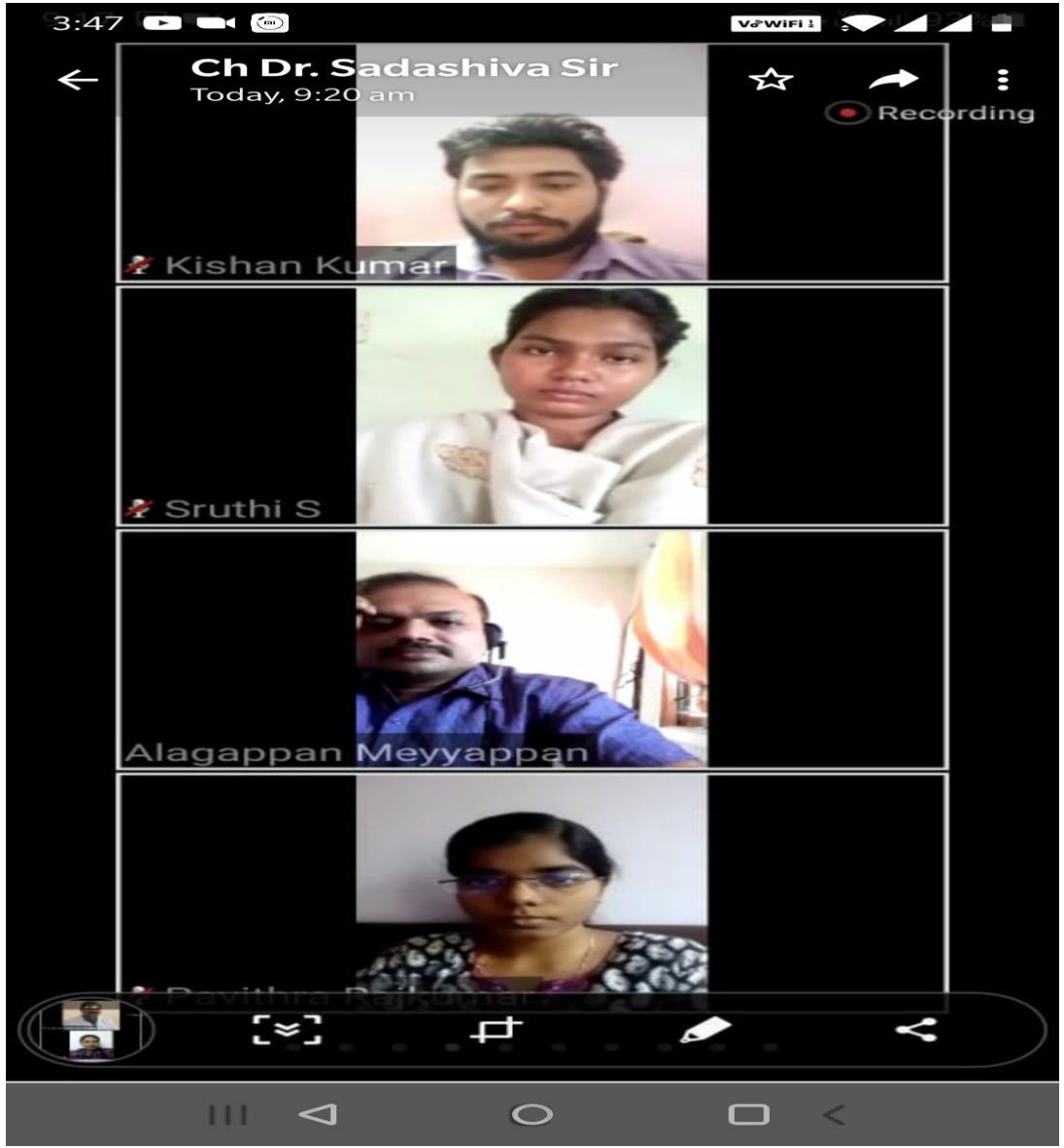
VoLTE 4G 85% 9:17 a.m.

Close

Participants (98)

- | | | | | |
|--|-----------------------|--|--|--|
| | Sureka Varatharaj | | | |
| | Surya Nandakumar | | | |
| | Tamil Selvan | | | |
| | VaishaLi Venkat | | | |
| | Varshini Venkat | | | |
| | Vikneshwari Jayabalan | | | |
| | Vikraman J | | | |
| | Vishalini Mohan | | | |
| | Vishnu Kumar | | | |
| | Yuvarani Muthu Kumar | | | |

Invite



9:37


VWIFI



Sadasiva Kadandale



Aamina Afra



sanjana



Harish P



9:36

VWIFI

Recording

Subashini Natarajan



Maha Srinithi Selvaraj



Pavithra lakshmi N

Padmaje Selvaraj



9:36



VFWIFI



Recording



Neha Naomi



Tamil Selvan



Suba Keerthi



Meghana Jayadev



Department of Conservative Dentistry & Endodontics

Attendance Report

Date: 14.05.2020

IV B.D.S. (2016-17Batch)

Guest Lecture speaker:

Dr.Abhay Datarkar

Timings: 09.00 am to 10:15am

IV BDS Theory class

Time: May 14, 2020 09:00 AM India

Join Zoom Meeting

<https://us04web.zoom.us/j/77194975055?pwd=ckJiNm1Id1V6Q3c2S2pDW>

[FdEYno4UT09](https://us04web.zoom.us/j/77194975055?pwd=ckJiNm1Id1V6Q3c2S2pDW)

Meeting ID: 77194975055

Password: 8nyDyd

No of participants: 94

➔ Forwarded



zoom

**Join our Cloud HD Video Meeting
now**

Zoom is the leader in modern enter...
us04web.zoom.us

VIJAYALAKSHMI padhmanaban is inviting
you to a scheduled Zoom meeting.

Topic: My Meeting

Time: May 14, 2020 08:50 AM India

Join Zoom Meeting

<https://us04web.zoom.us>

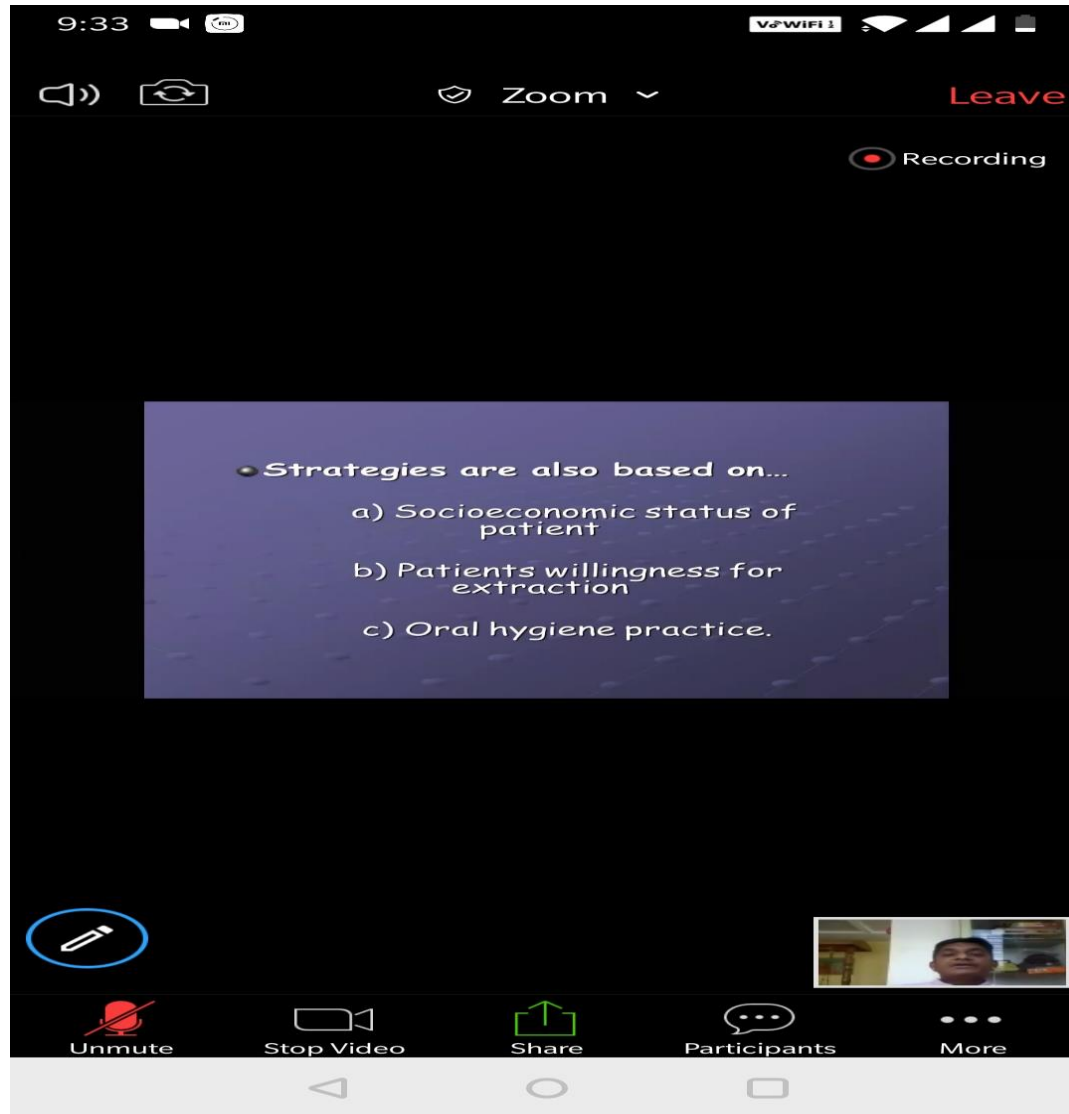
[/j/73465901379?pwd=](https://us04web.zoom.us/j/73465901379?pwd=)

[RVZ4LzIPQIY2SnJkZFNmbTRFZXIvdz09](https://us04web.zoom.us/j/73465901379?pwd=RVZ4LzIPQIY2SnJkZFNmbTRFZXIvdz09)

Meeting ID: **734 6590 1379**

Password: **4Ngjxj**

10:34 pm

































Voice LTE 4G 89% 9:13 a.m.

Close

Participants (93)

Search

-  prasanth (me)   >
-  VIJAYALAKSHMI pa... (host)    >
-  Abhay Datarkar   >
-  Aamina Afra   >
-  Aarthy Krishnan   >
-  Abinandhan M   >
-  Achsah Evangelin   >
-  Adithi Karthik   >
-  Akshayaa Shankar   >

Invite



VoLTE 4G 89% 9:13 a.m.

Close

Participants (94)



Akshayaa Shankar



Alagappan Meyyappan



Anusha R



ARCHANA S



Arunachalesh Anbazhagan



Ateeq ahamed



Balan Edward



Bhavana B



Chandhni's iPhone



Deepika R M



Invite



VoLTE 4G 88% 9:13 a.m.

Close

Participants (94)



Deepika R M



Dhanesh Bala



dr prakynthabrasanna shetty



Gautham B



Gowtham PD



H. Pavithra



Harini Prabha



Harish P



Harish Raghav



Harshne Venkatraj



Invite



VoLTE 4G 88% 9:13 a.m.

Close

Participants (94)

HV

Harshne Venkatraj



HA

Harushi Anbu



Hema Latha



Hema Suresh



Jaya Kumar



Jayabalan C



Jessica yolanda



Jineesh M



Johnvee S



KR

Kadambari Ramaswamy



Invite



VoLTE 4G 88% 9:13 a.m.

Close

Participants (94)

- | | | | | |
|--|---------------------|--|--|--|
| | Kadambari Ramaswamy | | | |
| | Kanchana Mala | | | |
| | Kauvya Karunanidhi | | | |
| | Kayalvizhi | | | |
| | Kishan Kumar | | | |
| | Krithika Rajan | | | |
| | Kudiarasi Rajendran | | | |
| | Lakshika Sree | | | |
| | Lalitha Choudhary | | | |
| | Logesh Ram | | | |

Invite



VoLTE 4G 88% 9:14 a.m.

Close

Participants (94)



Nawin Subhaganesh



Neha Naomi



Nehrthika Kumaresan



Padmajaa Krishnan



Padmajee Selvaraj



Pavithra lakshmi N



Pavithra Rajkumar



Pavithra RathinaSwamy



Prabhavathi.s



Priya Darshini



Invite



VoLTE 4G 88% 9:14 a.m.

Close

Participants (94)



Priya Darshini



Priyanga.V



Ragavi vijayan



Rajesh Pandiarajan



Rakshanaa Jeevan



Ram Prasath



Ramu Ganesan



Ranjani Srinivasan



sanjana



Santra Joseph



Invite



VoLTE 4G 88% 9:14 a.m.

Close

Participants (94)



Santra Joseph



Sathiya Ganesan



Shindhuja N



Shivani Sivaramakrishnan



shruthi priya




Shweta Ranjith



Sneha D



Sophia srikanth



Sowmya Natarajan



Sruthi S



Invite



VoLTE 4G 88% 9:14 a.m.

Close

Participants (94)

SS

Sruthi S



SK

Suba Keerthi



Subashini Natarajan



SV

Sureka Varatharaj



Surya Nandakumar



TS

Tamil Selvan M D



VV

VAISHALI VENKAT



VV

Varshini Venkat



VJ

Vikneshwari Jayabalan



VJ

Vikraman J




Invite



VoLTE 4G 88% 9:14 a.m.

Close

Participants (94)



Surya Nandakumar



Tamil Selvan M D



VAISHALI VENKAT



Varshini Venkat



Vikneshwari Jayabalan



Vikraman J



Vishalini Mohan



Vishnu Kumar



Yuvarani Muthu Kumar

































Sai Aditiya



Invite

Close **Participants (97)**

Search

-  **Janani** (me)   >
-  **VIJAYALAKSHMI pa...** (host)   >
-  **Abhay Datarkar**   >
-  **Aamina Afra**   >
-  **Aarthy Krishnan**   >
-  **Abinandhan M**   >
-  **Achsah Evangelin**   >
-  **Adithi Karthik**   >
-  **Akshayaa Shankar**   >
-  **Alagappan Meyyappan**   >

[Chats](#) [Invite](#)



VoLTE 4G 88% 9:14 a.m.

Close

Participants (94)



Logesh Ram



M Aakifa



M.Lakshqipriya



Madhu Bala Sermarajan



Maha Srinithi Selvaraj



Meghana



Munira Begam



Naafia Fathima



Namarrthaa Sre



Nawin Subhaganesh



Invite

9:33








































V2WIFI1



Close

Participants (97)

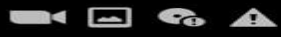
Search

-  **Manjiri Honap** (me)   >
-  **VIJAYALAKSHMI padhma...** (host)    >
-  **Abhay Datarkar**   >
-  **Aamina Afra**   >
-  **Aarthy Krishnan**   >
-  **Abinandhan M**   >
-  **Achsah Evangelin**   >
-  **Adithi Karthik**   >
-  **Akshayaa Shankar**   >
-  **Alagappan Meyyappan**   >
-  **Anusha R**   >
-  **ARCHANA S**   >

Invite







87% 9:19 a.m.



576-668-4739

Password: 5Pr54k

Leave



prasanth



Alagappan Meyyappan



M.Lakshmipriya



Priya Darshini





VoLTE 86% 9:19 a.m.

 Recording

 Kishan Kumar



 Munira Begam



 Vishnu Kumar




 Gowtham PD





VoLTE 86% 9:19 a.m.



Recording

Shindhuja N



Shweta Ranjith



Tamil Selvan M D



ARCHANA S





VoLTE 86% 9:19 a.m.



Recording

Ragavi Vijayan




Balan Edward



Maha Srinithi Selvaraj



Suba Keerthi





VoLTE 86% 9:19 a.m.




Recording

Naafia Fathima



Neha Naomi



Priyanga.V



Namarrthaa Sre





VoLTE 86% 9:19 a.m.



Sneha D




H. Pavithra



Sai Aditiya



Abhay Datarkar





VoLTE 86% 9:19 a.m.

 Recording

sanjana




Deepika R M



Abinandhan M



Subashini Natarajan





VoLTE 86% 9:20 a.m.



 M Aakifa

 Recording




 Anusha R



 Logesh Ram



 Ateeq ahamed





86% 9:20 a.m.



Recording

Ranjani Srinivasan




Sureka Varatharaj



Harini Prabha



Kudiarasi Rajendran





VoLTE 86% 9:20 a.m.

 Recording

Jaya Kumar



Achsah Evangelin



Sruthi S



Rakshanaa Jeevan





86% 9:20 a.m.



 Recording

 Shivani Sivaramakrishnan



 Pavithra Rajkumar



 Adithi Karthik



 Vishalini Mohan





VoLTE 86% 9:20 a.m.

 Ramu Ganesan



 Recording

 Gautham B



 Pavithra lakshmi N



 Harish Raghav





VoLTE 86% 9:20 a.m.



Arunachalesh Anbazhagan




Kanchana Mala



Padmajee Selvaraj



Lakshika Sree





VoLTE 86% 9:20 a.m.



 Recording

 Gautham B




 Pavithra lakshmi N



 Harish Raghav



 Nawin Subhaganesh







VoLTE 86% 9:20 a.m.



 Recording

 Vikneshwari Jayabalan



 Vikraman J



 Madhu Bala Sermarajan



 Padmajaa Krishnan





VoLTE 86% 9:20 a.m.



Recording

Akshayaa Shankar



Surya Nandakumar



Lalitha Choudhary



Adithi Karthik





VoLTE 86% 9:21 a.m.



 Recording

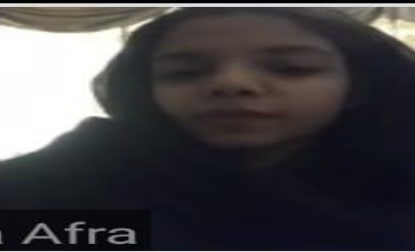
 Surya Nandakumar




 Lalitha Choudhary



 Adithi Karthik



 Aamina Afra





VoLTE LTE 86% 9:21 a.m.

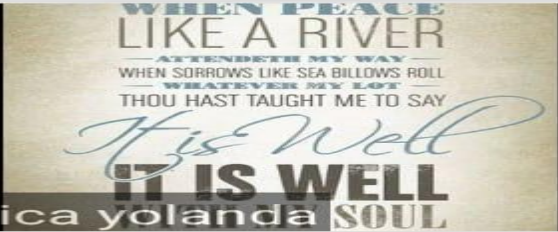


Recording

Prabhavathi.s




VIJAYALAKSHMI padhman...



Jessica yolanda



Harushi Anbu





VoLTE 86% 9:21 a.m.



576-668-4739

Leave

Password: 5Pr54k



Recording

Harushi Anbu



Harshne Venkatraj



VAISHALI VENKAT



Kayalvizhi

Unmute

Start Video

Share

Participants

More



VoLTE 86% 9:21 a.m.

 Recording


 Sowmya Natarajan

 Dhanesh Bala



 dr prakynthabrasanna shetty

 Hema Suresh





VoLTE 86% 9:21 a.m.



Recording

 Rajesh Pandiarajan




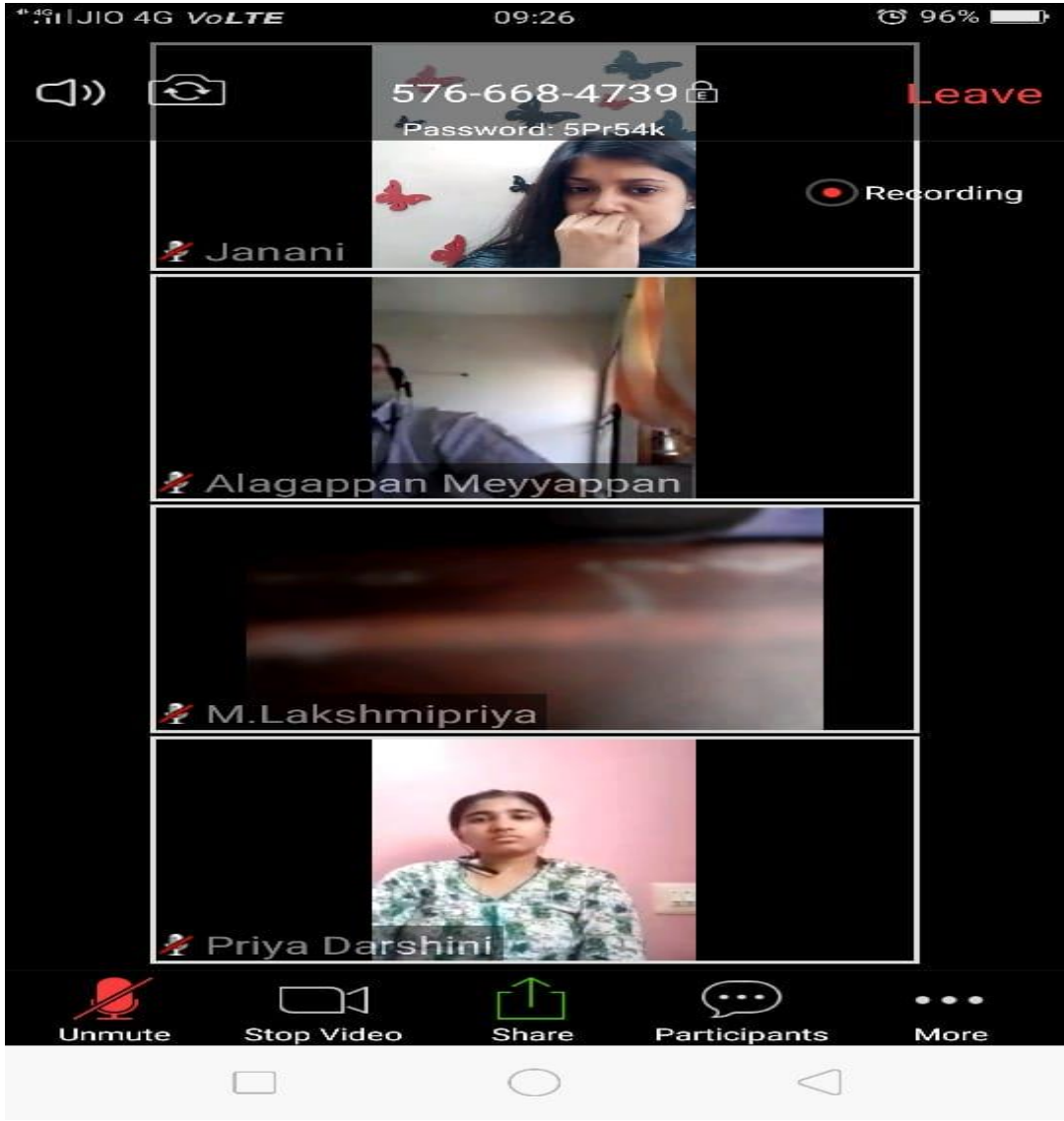
 Meghana



 Kauvya Karunanidhi

 Johnvee S







VoLTE 86% 9:21 a.m.



 Hema Latha

 Recording




 Bhavana B



 Harish P



 Aarthy Krishnan





VoLTE 86% 9:21 a.m.



 Recording

 Chandhni's iPhone



 Pavithra RathinaSwamy



 Padmaje Selvaraj



 Neha Naomi





VoLTE 86% 9:20 a.m.



 Recording

 Nehrthika Kumaresan



 Sathiya Ganesan



 Kadambari Ramaswamy



 Jayabalan C

