

Department of Conservative Dentistry & Endodontics

Classes held from 22th June to 27th June 2020 for BDS IV Year

Clinical Posting Discussion

Sl No	Date	Topic	Faculty Name	No of Participants
1..	22-06-2020	Conservative Dentistry and Endodontics practical IA Exam	Dr.K.Senthil kumar Dr.k.Sadasiva Dr.Anupama R Dr.Manu Unnikrisshnan Dr.Manjiri Honap	
2.	23-06-2020	IA Exam	-	
3.	24-06-2020	IA Exam	-	
4.	25-06-2020	Posterior composites	Dr. Anupama R	18
5.	26-06-2020	Wedging techniques	Dr. Manjiri Honap	18
6.	27-06-2020	Complex Amalgam Restoration	Dr.k.Senthil kumar	17

THEORY

Sl No	Date	Topic	Faculty Name	No of Participants
1.	23-6-2020	IA Exam	-	-
2.	25-6-2020	Seminar	Dr.k. Senthil kumar	81

Department of Conservative
Dentistry & Endodontics

Practical Internal Assessment Exam

Date: 22.06.2020

IVB.D.S. (2016-17Batch)

Staff: Dr K Senthil Kumar.

Timings: to 10.00 AM -04.30 PM

Senthil Kumar is inviting you to
ascheduledZoom meeting.

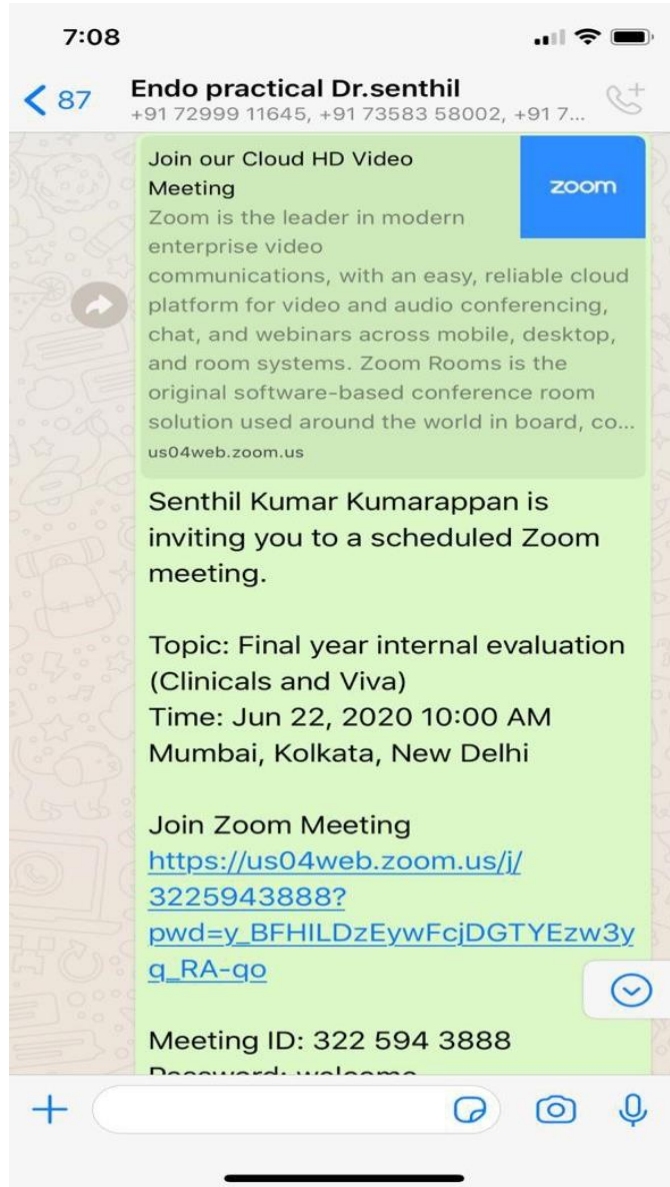
IA Practical –IVB.D.S.

https://us04web.zoom.us/j/3225943888?pwd=y_BFHILDzEywFcjDGTYEzw3yq_RA-qo

Meeting ID: 322 594 3888

Password: welcome

No of students participated: 15



12:39
WhatsApp

Close Participants (8)

Search

- Senthil Kumar Kumarappan (me)
- Senthil Kumar Kumar... (Host)
- PL Pavithra lakshmi N
- BR Balaji Ragavan
- Johnvee S
- M Abinandhan
- M. Thouseef Ahmed
- SK Suba Keerthi

10:53
WhatsApp

Close Participants (7)

- Senthil Kumar Kuma... (Host, me)
- Logesh Ram
- Senthil Kumar Kumarappan
- H. Pavithra
- Jineesh M
- Madhu Bala Sermarajan
- Padmajee Selvaraj

Invite























Invite

Report

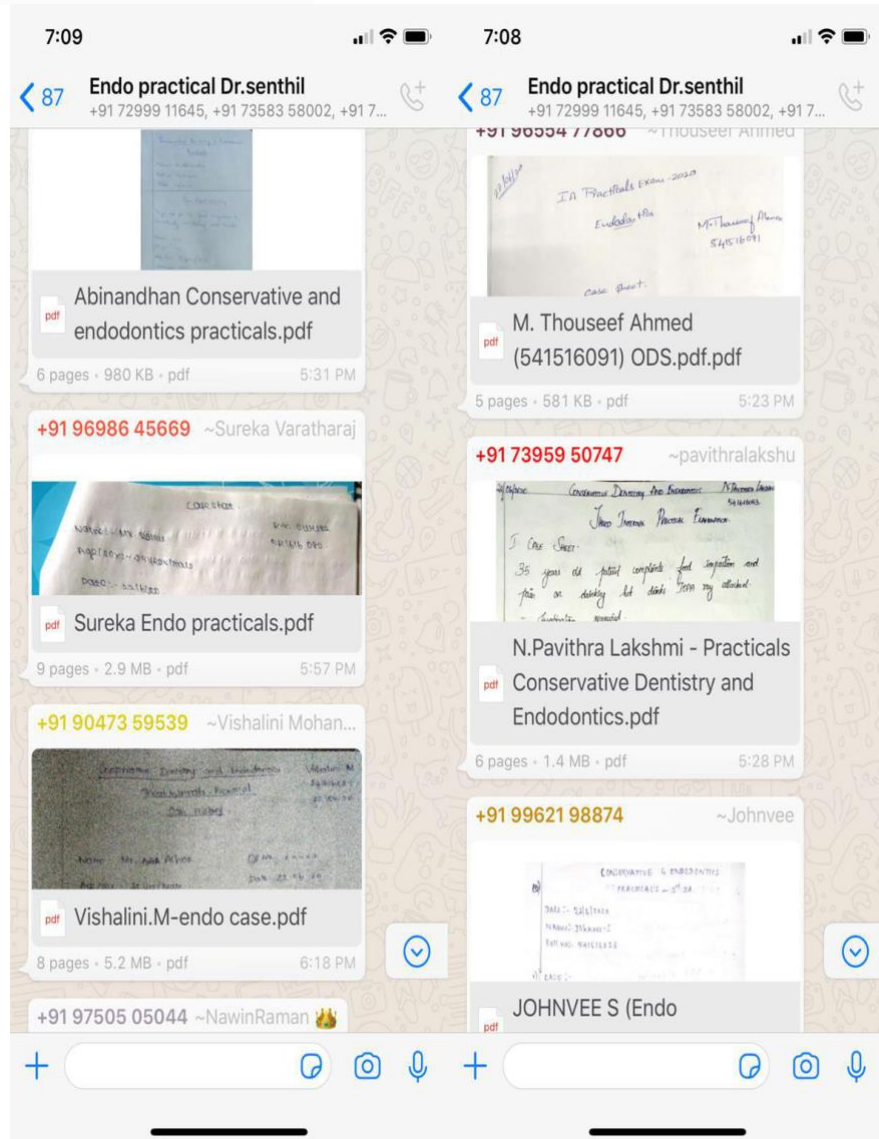
Mute All







4:36
◀ WhatsApp


Close **Participants (7)**


	Senthil Kumar Kumarappan (me)			
	Senthil Kumar Kumar... (Host)			
	Sureka Varadaraj			
	Balaji			
	Kadambari Ramaswamy			
	Nawin subhaganesh			
	Vishalini Mohan			

Invite




7:08    7:08   

< 87 **Endo practical Dr.senthil** +91 72999 11645, +91 73583 58002, +91 7... 

< 87 **Endo practical Dr.senthil** +91 72999 11645, +91 73583 58002, +91 7... 

+91 89397 24358 ~Subakeerthi 🍷 ...



Subakeerthi third internals endo practical.pdf

11 pages · 10 MB · pdf 4:13 PM

We will rejoin once I tell you 4:24 PM ✓✓


Rejoin now 4:33 PM ✓✓

Ok we will end the session 5:15 PM ✓✓


Thank you all 5:15 PM ✓✓

+91 96002 93455 ~Kadambari
🗑️ This message was deleted. 5:15 PM

+91 96554 77866 ~Thouseef Ahmed




+91 89397 24358 ~Subakeerthi 🍷 ...



46.Pavithra.H Conserve & endo practicals (Case sheet and Spotters).pdf

7 pages · 2.7 MB · pdf 1:43 PM


+91 73583 58002 ~Jineesh M. ⚓



M Jineesh endo 3rd internals spotters and case sheet.pdf

5 pages · 3.2 MB · pdf 1:43 PM









+91 72999 11645 ~Padmajee Selvara...



3.Padmajee.s (endo practical IA 3) 541516050.pdf

9 pages · 1.5 MB · pdf 1:46 PM

You

7:08



< 87


Endo practical Dr.senthil

+91 72999 11645, +91 73583 58002, +91 7...



+91 75983 99149

~Logesh Ram S



pdf

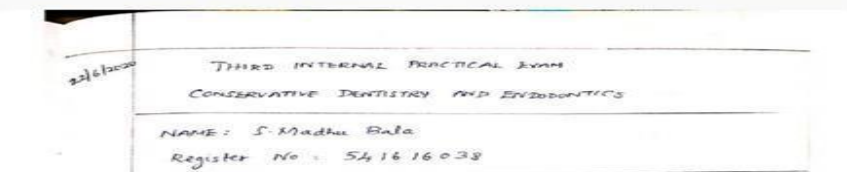
35. logesh ram 3RD INTERNAL
CASE SHEET AND
SPOTTERS.pdf

6 pages · 841 KB · pdf

1:37 PM

+91 73589 75352

~Madhu Bala Ser...



pdf

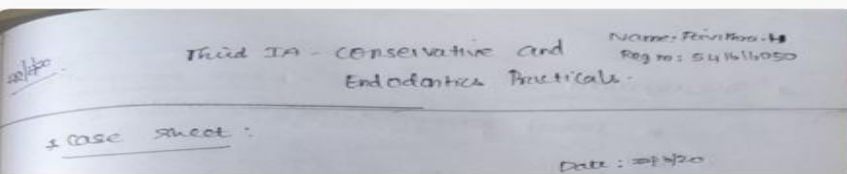
Madhu Bala - endo
practicals.pdf

6 pages · 1.3 MB · pdf

1:42 PM

+91 97100 45556

~Dr. Pavithra H 🙋



Zoom Meeting

Recording...



Pavithra lakshmi N



Senthil Kumar Kumarappan



Johnvee S



M Abinandhan

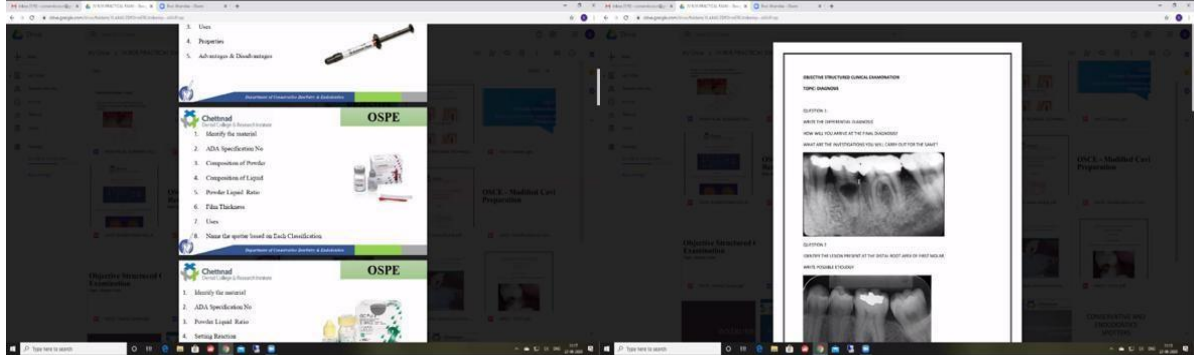
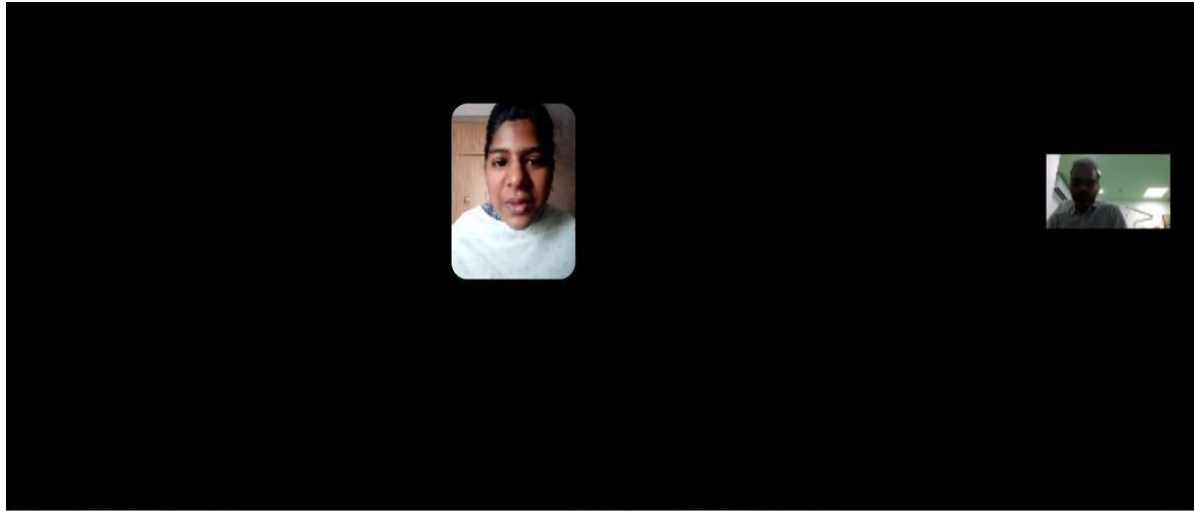


Suba Keerthi



M. Thouseef Ahmed

Balaji Ragavan



3. Use
4. Properties
5. Advantages & Disadvantages

OSPE

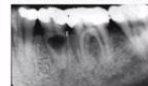
1. Identify the material
2. ADA Specification No
3. Composition of Powder
4. Composition of Liquid
5. Powder Liquid Ratio
6. Film Thickness
7. Use
8. State the spirit used in each Classification

OSPE


1. Identify the material
2. ADA Specification No
3. Powder Liquid Ratio
4. Setting Reaction

DIRECTE STRUCTURED CLINICAL EXAMINATION
TOPIC: BONDING

QUESTION 1
WHAT IS THE DIFFERENTIAL CLINICAL
VIEW WITH YOU AREA OF THE FINAL BONDING?




QUESTION 2
WHICH OF THE FOLLOWING YOU USE: COMPOSITE OR THE BOND?



You are screen sharing Stop Share
Open with

OSCE TEST

Case 1





- 45 year old patient c/o food lodgement in Right lower tooth with no h/o pain and wants economical treatment option
- On clinical examination DB and DL cusp is extensively involved in caries

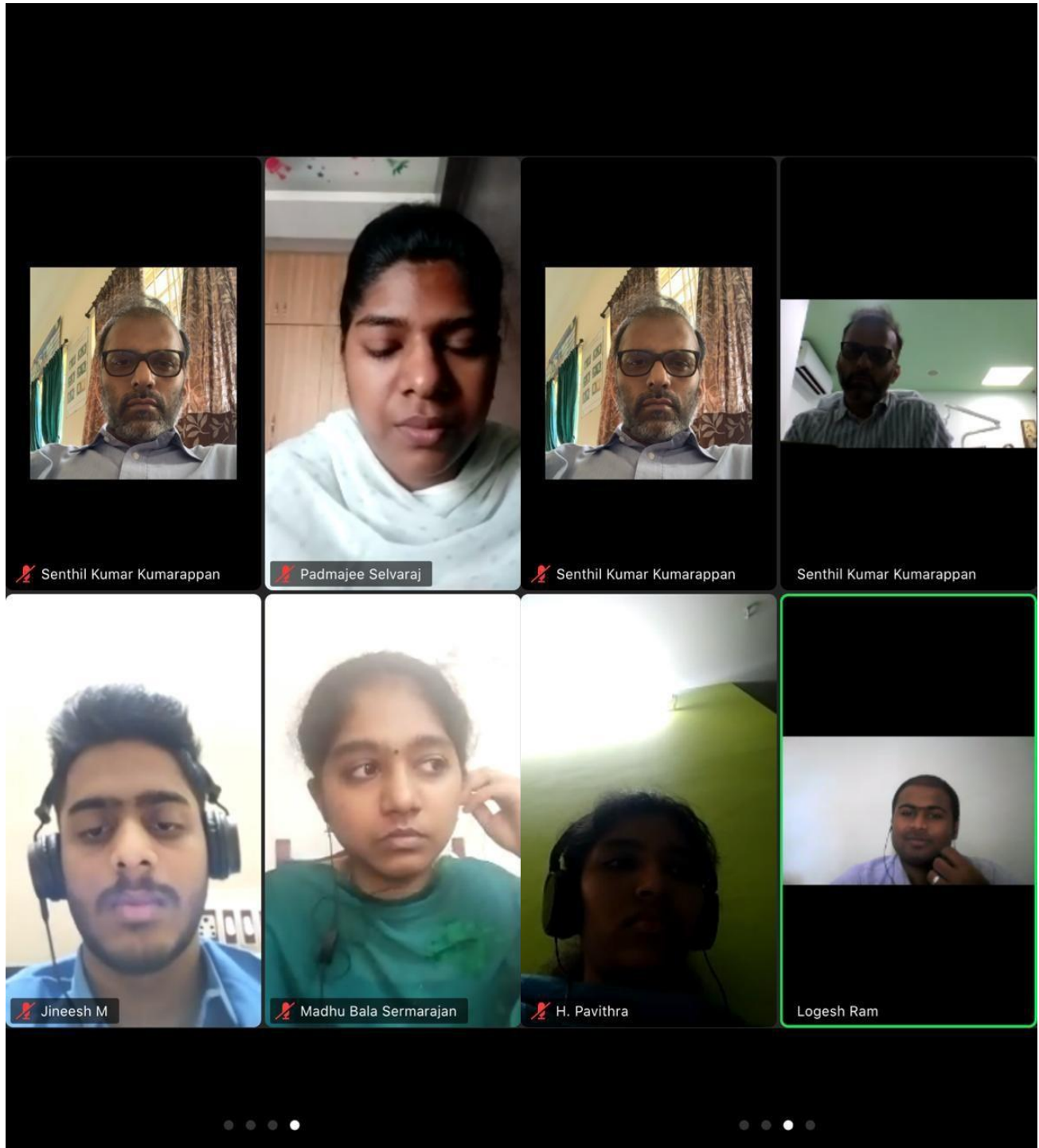
- Give the additional investigation required
- Treatment options
- Diagram of cavity prep and location of PINS for complex amalgam rest

Department of Conservative Dentistry & Endodontics

Case 2

Tooth prep done for Complex amalgam restoration, enumerate the further steps for completing the restoration





7:09



< 87

Endo practical Dr.senthil

+91 72999 11645, +91 73583 58002, +91 7...



+91 97505 05044

~NawinRaman 

CASE-SHEET (CMTA practical examination)

Pt. Name : xxx-
Age/ Sex : 40yrs / male-
Date : 22/6/20-

Roll No : 5416056.
Name : M. Nawin Subhaganes.

Chief complaint :
Pt complains of food lodgement in right lower four roots



46 - Nawin endo 3IA
practicals.pdf

5 pages • 862 KB • pdf

6:40 PM

+91 88258 35952

1. The non-vital tooth with peri-
apical radiolucency leads to extrusion of
tooth with open apex.
- Absorption



balaji endo case
sheet20200622_2020062218
4535.pdf

6 pages • 1.1 MB • pdf

6:45 PM

+91 96002 93455

~Kadambari

21/6/2020

Department of Conservative Dentistry -
Endodontics

INTERNAL PRACTICAL EXAMINATION

NAME : Kadambari A



Search bar





Department of conservative Dentistry and Endodontics

Practical internal Assessment Exam

Date: 22.06.2020

IV BDS (2016-2017 Batch)

Staff: Dr.K.Sadasiva

Sadasiva Kadandale is inviting you to a scheduled Zoom meeting.

Topic: Internal assessment practical 3rd IA

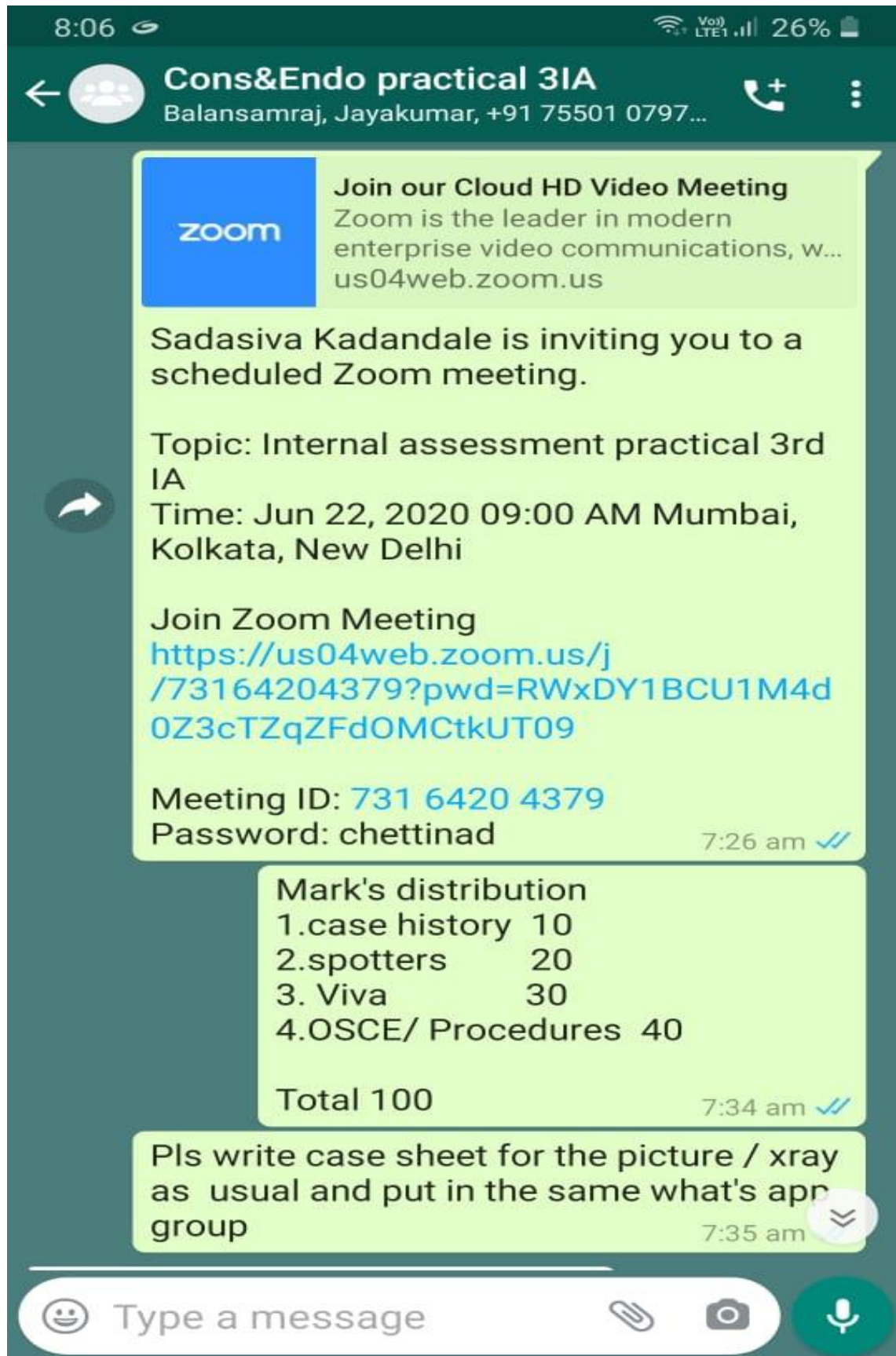
Time: Jun 22, 2020 09:00 AM Mumbai, Kolkata, New Delhi

Join Zoom Meeting

<https://us04web.zoom.us/j/73164204379?pwd=RWxDY1BCU1M4d0Z3cTZqZFdOMCtkUT09>

Meeting ID: 731 6420 4379
































Password: chettinad



4G 4G 9:10 79.7 KB/s ... VoIP LTE2 85%

Close Participants (19)































Search

	Jaya Kumar (me)	  >
	Sadasiva Kadandale (host)	   >
	Harish P	 >
SN	Shindhuja N	  >
	Balan Edward	  >
	Deepika R M	  >
GP	Gowtham PD	  >
	Harini Prabha	  >
JS	Janani Suresh	  >
	Kauvya Karunanidhi	  >
LC	Lalitha Choudhary	  >
MA	M Aakifa	  >

Invite

4G 4G 9:11 24.1 KB/s ... VoIP LTE2 85%

Close Participants (19)

	Harini Prabha	  >
JS	Janani Suresh	  >
	Kauvya Karunanidhi	  >
LC	Lalitha Choudhary	  >
MA	M Aakifa	  >
	Munira Begam	  >
	P Agalya	  >
	Ram Prasath	  >
SR	Shweta Ranjith	  >
SS	Sruthi S	  >
	Surya Nandakumar	  >
VP	Vikneshwari P.J	  >



Invite



8:06

VoLTE 26%

8:06


VoLTE 26%



Cons&Endo practical 3IA
 Balansamraj, Jayakumar, +91 75501 0797...



Cons&Endo practical 3IA
 Balansamraj, Jayakumar, +91 75501 0797...

6 pages • PDF 1:17 pm


+91 75502 44011 ~Lalitha



PDF R. Lalitha (Cons and end...

5 pages • PDF 1:19 pm

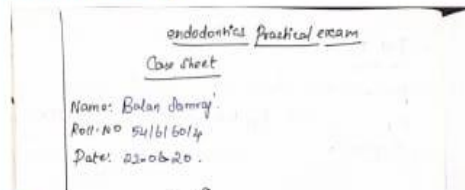
+91 94876 24981 ~Gowtham



PDF Gowtham.P.D Endodontic...

6 pages • PDF 1:19 pm


Balansamraj




PDF balan samraj. cons and e...

6 pages • PDF 1:22 pm

+91 94435 38655 ~Nigariga.S




+91 75501 07979 ~Harish



PDF 21.P.HARISH ENDO.pdf

7 pages • PDF 1:12 pm

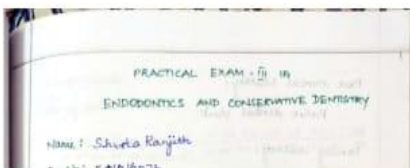
+91 88708 85768 ~Agalya



PDF Agalya P.endo practicals...

6 pages • PDF 1:12 pm


+91 99404 71383 ~Shweta



PDF 64.Shweta Ranjith endo p...






6 pages • PDF 1:12 pm



+91 94875 14011 ~Ram Prasath





Type a message


Type a message

8:07     26% 




Cons&Endo practical 3IA
 Balansamraj, Jayakumar, +91 75501 0797...


 68.sruthi.s 3rd IA casesh...
 4 pages • PDF 1:31 pm

+91 76677 33396 ~Kauvya 



 Kauvya K case sheet.pdf
 6 pages • PDF 1:34 pm






+91 93267 57450 ~Janani Suresh




 Scan Jun 22, 2020.pdf
 5 pages • PDF 1:46 pm


+91 93267 57450 ~Janani Suresh

+91 93267 57450
 Scan Jun 22, 2020.pdf (5 pages)
 Janani endo 3rd IA practical exam


 Type a message


8:06     26% 




Cons&Endo practical 3IA
 Balansamraj, Jayakumar, +91 75501 0797...


 61.Shindhuja.N case she...
 5 pages • PDF 1:15 pm


+91 97911 02928 ~Surya Nandaku...



 72 .Surya .N endo practic...
 7 pages • PDF 1:16 pm



+91 86109 63240 ~Harini 



 3. A. Harini Prabha.Cons...
 6 pages • PDF 1:17 pm

+91 75502 44011 ~Lalitha


 ...
 ...

 Type a message


8:06  


 VoLTE  26% 



Cons&Endo practical 3IA

Balansamraj, Jayakumar, +91 75501 0797...





 P.J.Vikneshwari-5416160...

5 pages • PDF

1:12 pm

Jayakumar Final Year




 Jayakumar.P case sheet...

7 pages • PDF

1:13 pm

+91 95667 03333

~A



 04-Aakifa cons&endo pra...

4 pages • PDF

1:13 pm

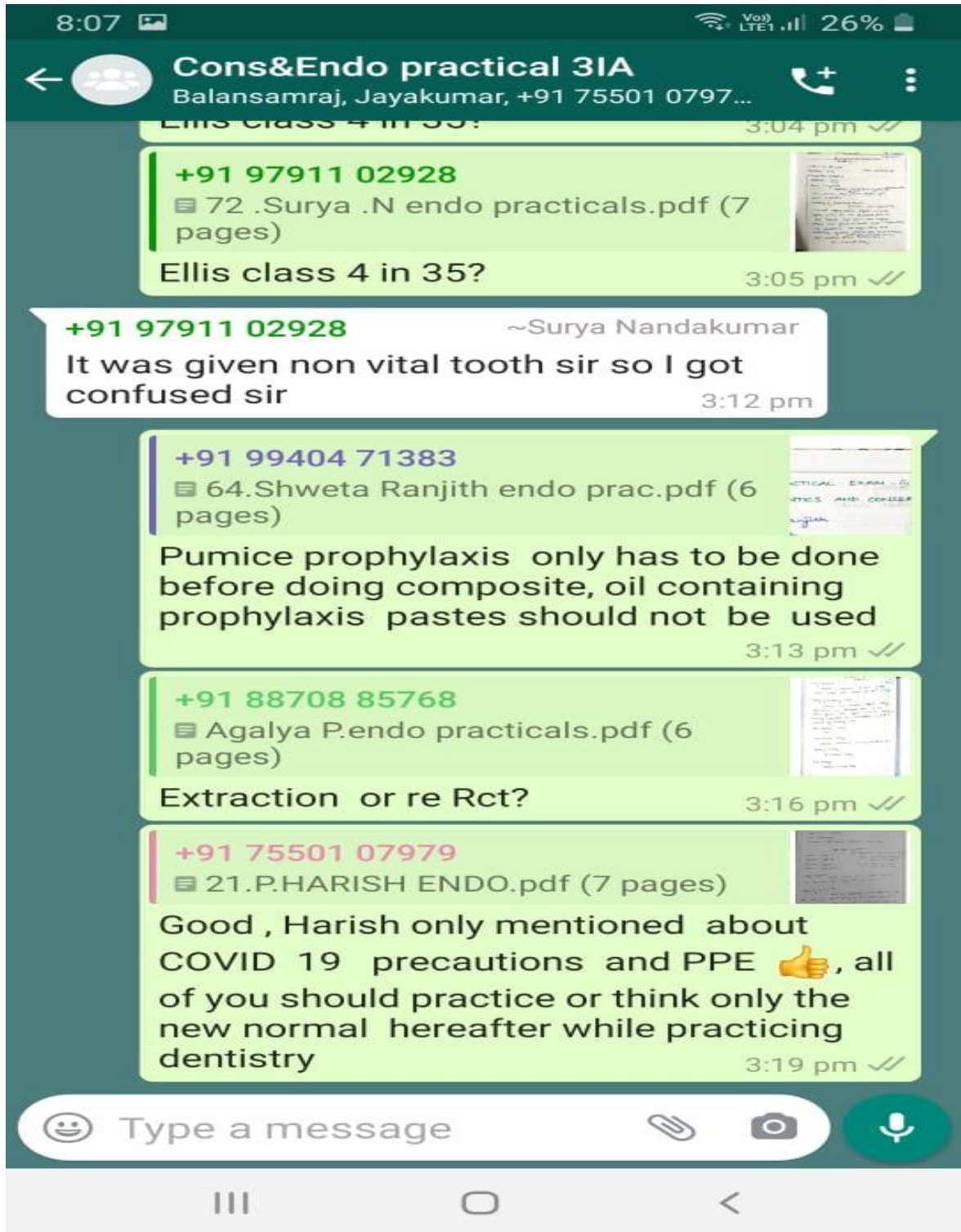
+91 99945 46801

~Deepika



 Type a message






Internal Assessment 22.06.2020


Case III and IV composite restorations 10.06.2020 - Microsoft Word

Department of Conservative Dentistry and Endodontics
Chettinad Dental College and Research Institute



1) The patient reports with discoloration and decay of maxillary anterior teeth, with symptoms of food lodgement and mild discomfort while taking cold or hot food

What are the investigative steps to be performed, Diagnosis and Treatment plan for the above mentioned clinical presentation



2) The patient reports with history of trauma of maxillary anterior tooth with complaints of aesthetic problem, no history of pain or sensitivity

What are the investigative steps to be performed, Diagnosis and Treatment plan for the above mentioned clinical presentation

10:33 / 38:46

Internal Assessment 22.06.2020

File://C:/Users/9197A/Downloads/OSCE%20DIAGNOSIS.pdf

1 of 3

OBJECTIVE STRUCTURED CLINICAL EXAMINATION

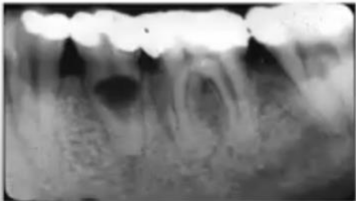
TOPIC: DIAGNOSIS

QUESTION 1:

WRITE THE DIFFERENTIAL DIAGNOSIS

HOW WILL YOU ARRIVE AT THE FINAL DIAGNOSIS?

WHAT ARE THE INVESTIGATIONS YOU WILL CARRY OUT FOR THE SAME?

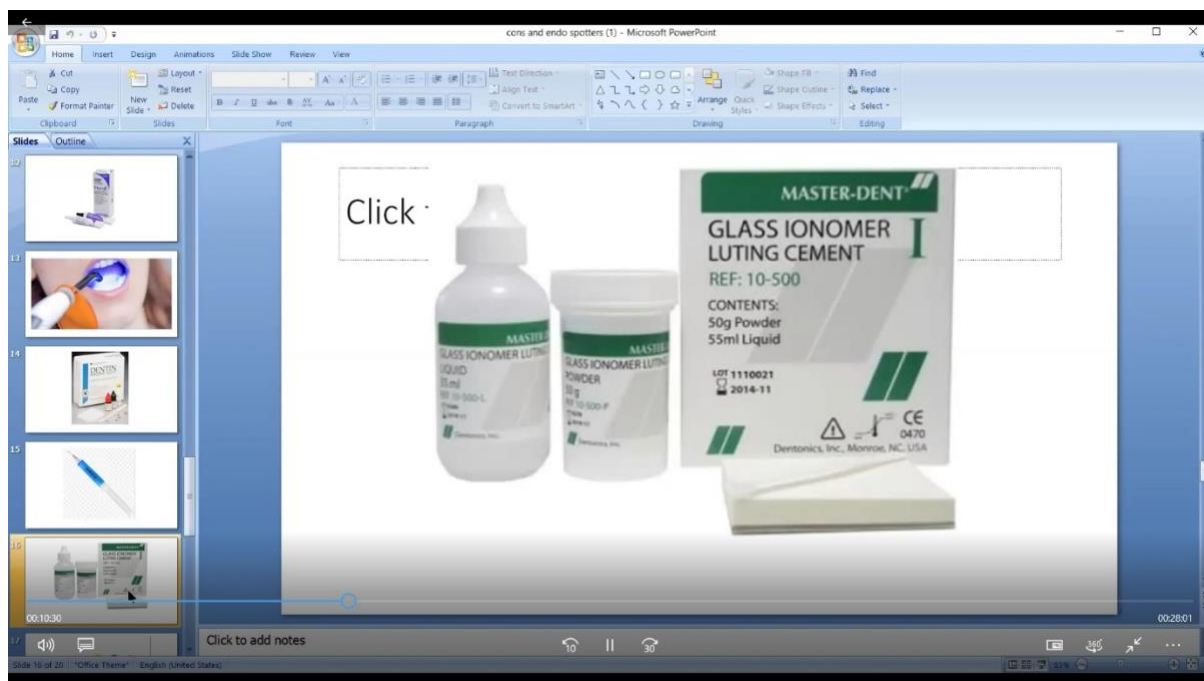
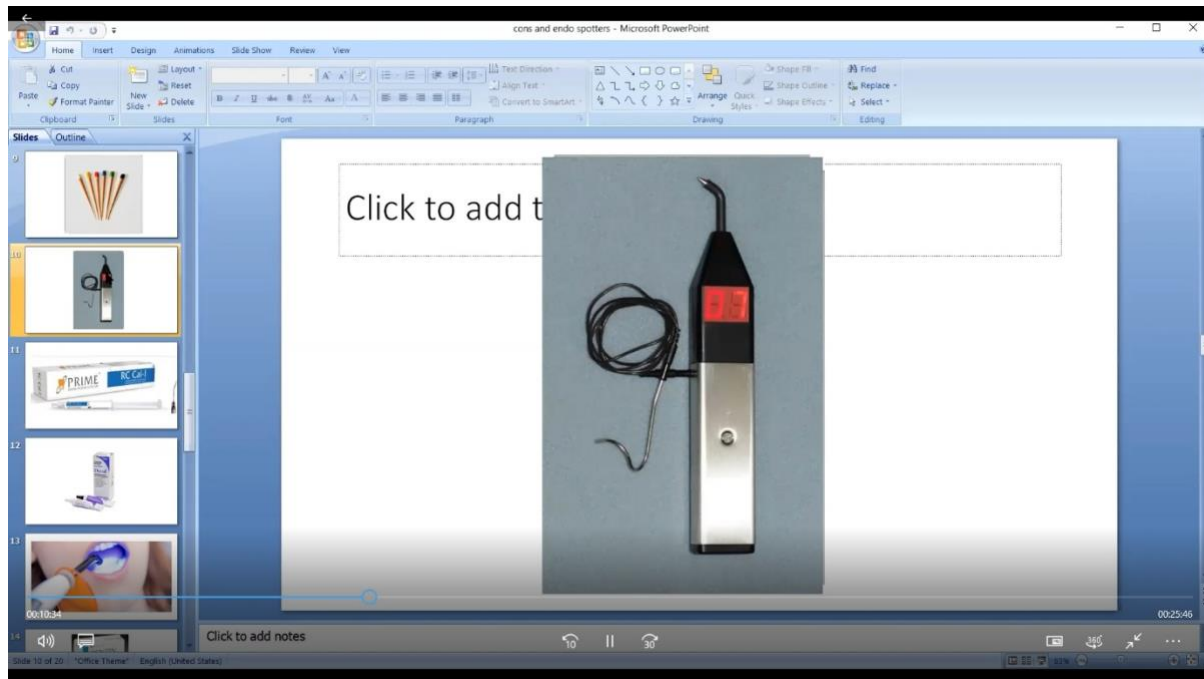


QUESTION 2

IDENTIFY THE LESION PRESENT AT THE DISTAL ROOT APEX OF FIRST MOLAR.

WRITE POSSIBLE ETIOLOGY


6:02 / 38:46



Internal Assessment 22.06.2020

file:///C:/Users/91979/Downloads/OSCE%20RUBBER%20DAM%20ISOLATION.pdf


1 of 3



Chettinad
Dental College & Research Institute

OBJECTIVE STRUCTURED-CLINICAL EXAMINATION

TOPIC : RUBBER DAM ISOLATION



QUESTION : 1

IDENTIFY THE DIFFERENCE BETWEEN THE TWO TYPES OF INSTRUMENTS DEPICTED IN THE PICTURE


STATE THE INDICATION OF EACH

0:06 / 38:46

OSCE DIAGNOSIS.pdf x INALY - OSCE.pdf


file:///C:/Users/91979/Downloads/OSCE%20DIAGNOSIS.pdf

1 of 3



IDENTIFY THE LESION PRESENT AT THE DISTAL ROOT APEX OF FIRST MOLAR.

WRITE POSSIBLE ETIOLOGY



QUESTION 3

DIFFERENTIAL DIAGNOSIS OF RADIOLUENCY ASSOCIATED WITH PREMOLAR, HOW WILL YOU CONFIRM THE DIAGNOSIS?

00:35:28 00:03:03

OSCE DIAGNOSIS.pdf INALY - OSCE.pdf

file:///C:/Users/91979/Downloads/INALY%20-%20OSCE.pdf

1 of 3

Fit to page Page view Read aloud Add notes


OBJECTIVE STRUCTURED CLINICAL EXAMINATION

Staff: Dr. Manjiri Honap

TOPIC - INLAY

CASE SCENARIO - 1

A 32 yr old reports to the clinic with the complaint of decay in his tooth.



00:23:59 00:14:32


ENDO INSTRUMENTSocse 2020 - Microsoft Word

Home Insert Page Layout References Mailings Review View

Calibri (Body) 24

1 Normal 1 No Spacing Heading 1 Heading 2 Title Subtitle Subtle Em... Emphasis Intense Em... Strong Quote Change Styles Editing Find Replace Select

Question no 2: Discuss about colour coding of Endodontic instruments and their significance. Enumerate the parts of a file and how do you differentiate between reamers and files?



00:19:28 00:19:03

core and endo spotters (1) - Microsoft PowerPoint

Home Insert Design Animations Slide Show Review View

Clipboard Paste Cut Copy Format Painter New Slide Delete Layout Reset

Font Paragraph Drawing

Find Replace Select

Slides Outline

10

11


12

13

14

00:02:36

Click to add



HENRY SCHEIN
DENTIN BONDING AGENT
Light Cure or Chemical Cure

1.5 ml, Dental Adhesive, Liquid
1.5 ml, Dental Adhesive, Resin
1.5 ml, Adhesive Base (Chemical Cure)
Mixing Tray & spatula
Adhesive for Use

00:35:55

Click to add notes

Slide 14 of 20 "Office Theme" English (United States)

Department of conservative Dentistry and Endodontics

Practical internal Assessment Exam

Date: 22.06.2020

IV BDS (2016-2017 Batch)

Staff: Dr. Anupama R

Anupama R is inviting you to a scheduled Zoom meeting.

Topic: Final yr viva

Time: Jun 22, 2020 11:00 AM Mumbai, Kolkata, New Delhi

Join Zoom Meeting

<https://us04web.zoom.us/j/6107038974?pwd=TUZRR2xRQWdiOTICc3NnNFRCbEovQT09>

Meeting ID: 610 703 8974

Password: 809176

No of participants:17

Airtel 7:33 PM 47%



IVyr Endo practical exam

+91 70102 94823, +91 70102 96327, +91 70...



Join our Cloud HD Video Meeting

zoom

Zoom is the leader in modern enterprise video communications, with an easy, reliable cloud platform for video and audio conferencing, chat, and webinars across mobile, desktop, and room systems. Zoom Rooms is the original software-based conference room solution used around the world in board, co...
us04web.zoom.us

Anupama R is inviting you to a scheduled Zoom meeting.

Topic: Final yr viva
Time: Jun 22, 2020 11:00 AM
Mumbai, Kolkata, New Delhi

Join Zoom Meeting

<https://us04web.zoom.us/j/6107038974?pwd=TUZRR2xRQWdiOTICc3NnNFRCbEovQT09>

Meeting ID: 610 703 8974
Password: 809176

9:01 AM ✓



WhatsApp 12:43 PM 27%

Close

Participants (7)



Anupama R (me)



Anupama R (Host)



Prabhavathi.s



S.A Aamina Afra



sanjana



Shivani Sivaramakrishnan



Yuvarani Muthu Kumar



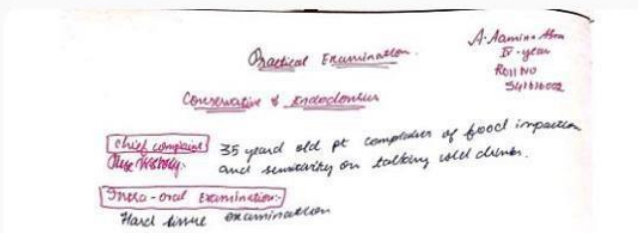
Invite

Airtel 7:33 PM 46%

IVyr Endo practical exam
+91 70102 94823, +91 70102 96327, +91 70...


yuvarani casesheet endo.pdf
1 page • 224 KB • pdf 1:57 PM

+91 73737 19197 ~Aamina Afra
Forwarded


Practical Examination -
Conservative & Endodontics
A. Aamina Afra
35-year
Roll No
541616002
Chief complaint: 35 year old pt complains of food impaction and sensitivity on talking cold drinks.
Chief History:
Intra-oral Examination:
Hard tissue examination

Aamina afra (541616002) endo practical case sheet.pdf
2 pages • 583 KB • pdf 1:59 PM

+91 81223 70776 ~prabhavathi.s
Forwarded


III Internal practical Assessment
Endodontics
Name: S. Prabhavathi
Reg No: 541616002
Date: 22/6/2022
Case sheet

Prabhavathi case sheet endo.pdf
2 pages • 132 KB • pdf 2:02 PM

+ [Search bar] [Camera] [Microphone]

Airtel 7:33 PM 46%

Ivyr Endo practical exam
+91 70102 94823, +91 70102 96327, +91 70...

+91 93842 18635 ~Sanjana Dev

+91 93842 18635 ~Sanjana...
Photo.pdf • 1 page

Sanjana 1:54 PM

+91 70102 96327 ~Shivani

Case Sheet

Chief complaint:
Patient complains of food impaction & ^{loose} dislodgement

Shivani - endo practical case sheet.pdf

2 pages • 716 KB • pdf 1:54 PM

+91 70923 67841 ~❤️

Intermittent Exorcinators
D - 36
M - 111
F - 111

Investigation
→ pulp vitality Test

yuvarani casesheet endo.pdf


1 page • 224 KB • pdf 1:57 PM

+91 73737 19197 ~Aamina Afra 🧑

+ 📎 📷 🗣️


< 1 **IVyr Endo practical exam** +91 70102 94823, +91 70102 96327, +91 70...

+91 94892 38517 ~Padhu




padmajaa endo case history.pdf
1 page • 384 KB • pdf 12:03 PM

+91 70102 94823 ~Sowmya



Sowmya.N endo case sheet(2).pdf
2 pages • 789 KB • pdf 12:06 PM

+91 91 76193 763 ~Vishnu Kumar



REC



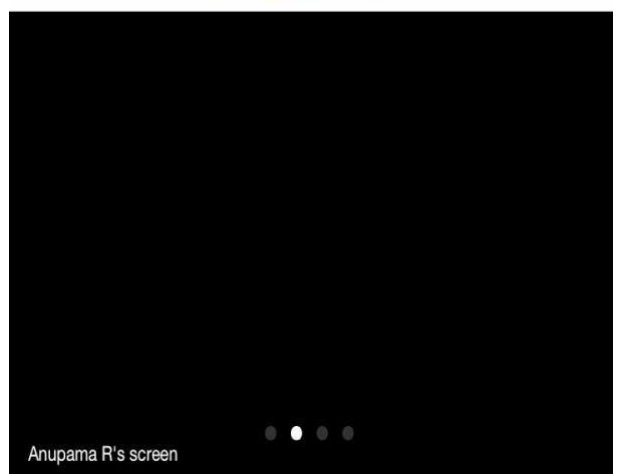
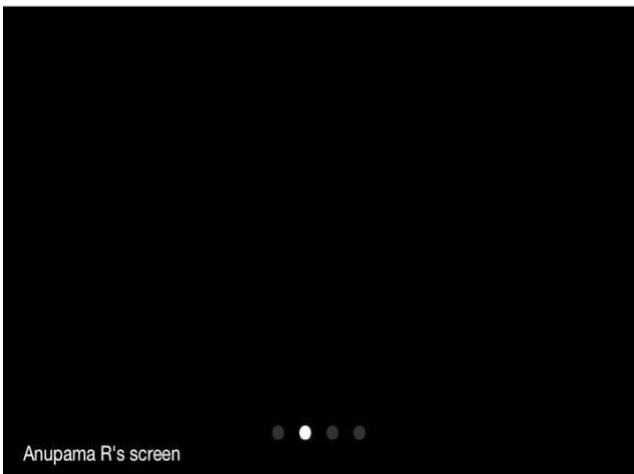
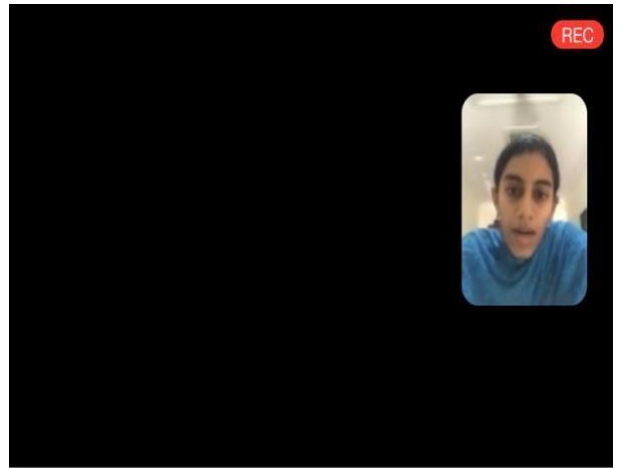

Anupama R

Yuvarani Muthu Kumar

sanjana

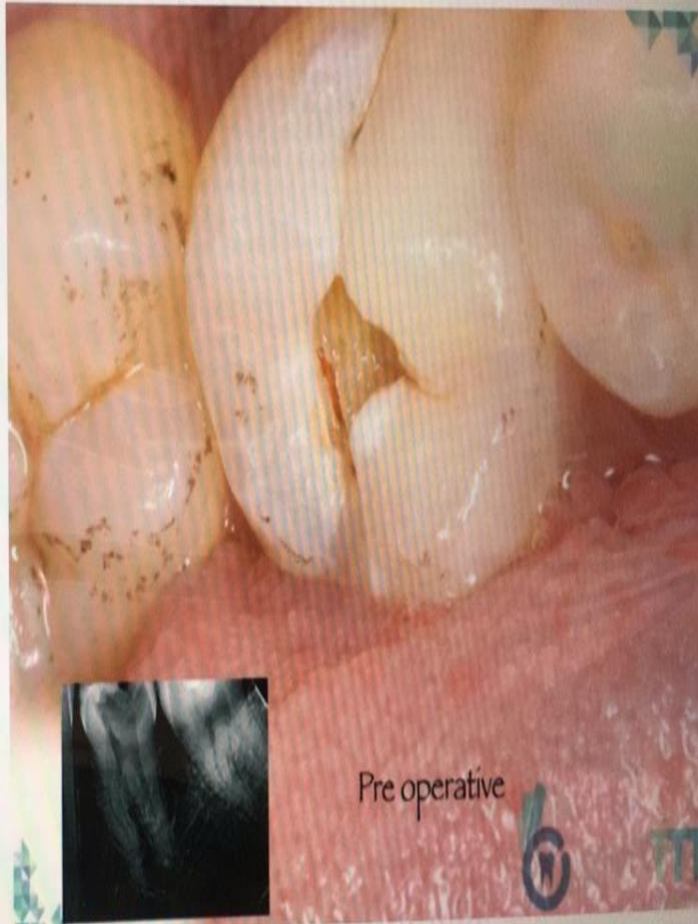
Anupama R





**35 yr old Pt c/o food
impaction and
sensitivity on taking
cold drinks. IOPA X
ray attached**

- Further investigation
required
- Management



Department of Conservative Dentistry & Endodontics

Practical Internal Assessment Exam

Date: 22.06.2020

IV B.D.S. (2016-17 Batch)

Staff: Dr. Manu Unnikrishnan

Timings: 9.30 A M - 02:30 P M

Manu Unnikrishnan is inviting you to a scheduled Zoom meeting.

IA Practical for IVth B.D.S

Join Zoom Meeting

<https://us04web.zoom.us/j/76662019330?pwd=bHU0Q25mc3ZQTkdBUTdDcWNvQWFRdz09>

Meeting ID: 766 6201 9330

Password: 283265

Number of Participants: 17

TODAY

Manu Unnikrishnan is inviting you to a scheduled Zoom meeting.

Topic: Final BDS Practicals

Time: Jun 22, 2020 09:30 AM

Mumbai, Kolkata, New Delhi

Join Zoom Meeting

<https://us04web.zoom.us/j/76662019330?pwd=bHU0Q25mc3ZQTkdBUTdDcWNvQWFRdz09>



















Meeting ID: **766 6201 9330**

Password: 283265

7:02 AM ✓✓

11:12 [signal icons] [battery icon] VoLTE LTE LTE1 4+ [signal strength icons] [battery icon]




















Close **Participants (6)**

 PR	Pavithra Rajkumar (me)	  >
 MU	Manu Unnikrishnan (host)	  >
	Arunachalesh Anbazhagan	  >
 AR	Anusha R	  >
	Maha Srinithi Selvaraj	  >
 P	PRIYADARSHINI	  >




Invite

||| ○ <

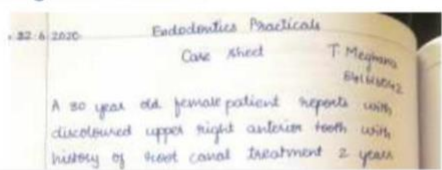
Close **Participants (6)**

-  ARCHANA S (me)   >
-  Manu Unnikris... (host)    >
-  Meghana   >
-  Namarrathaa Sre   >
-  Nehrthika Kumaresan   >
-  Tamil Selvan   >


Invite

←  **Endo practicals**  
Kishen , Meghna, Neharthika, +91...

Meghna Chettinad




Endodontics Practicals
Case sheet T. Meghana
BHUWASHI
A 30 year old female patient reports with discoloured upper right anterior tooth with history of root canal treatment 2 years.


PDF 38. T.Meghana.pdf 

6 pages • 1.6 MB • PDF 2:21 PM

+91 90034 01853 ~Priyadarshini




Endo INTERNAL PRACTICE EXAM.
NAME - S.Priyadarshini
CLASS - BDS-11th yr
Subject - Endodontics dentistry 4 endodontics
Date - 23.12.2020


PDF 52. Priyadarshini.S lo... 

9 pages • 2.2 MB • PDF 2:22 PM


+91 99620 04865 ~Maha Srinithi






Third internal practical Examination
Department of Endodontics
Register No. 94164025 Name: MAHA SRINITHI
Date: 22.04.2020
CASE SHEET
Patient Name: M. S. S. OP. NO. XXX

PDF 37.S.Maha srinithi - E... 


6 pages • 1.3 MB • PDF 2:22 PM



+91 7397 504 125 ~Arunachalesh 

←  **Endo practicals**  
Kishen , Meghna, Neharthika, +91...

7 pages • 2.6 MB • PDF 3:15 PM


Kishen





 30.M.KISHAN KUMAR... 

11 pages • 6.5 MB • PDF 3:24 PM


+91 75980 04177 ~Achsah Evangelin





 Achsah Evangelin End... 





6 pages • 1.3 MB • PDF 3:33 PM

+91 82205 06207 ~Ragavi❤️






 6)V.Ragavi- Endo&Co... 


9 pages • 1.8 MB • PDF 4:02 PM



 Type a message   



←  **Endo practicals**
Kishen , Meghna, Neharthika, +91...  


+91 94980 53610 ~Namu 😊





 **Namarrathaa sre - 54...** 

3 pages • 806 kB • PDF 3:03 PM


+91 73584 12576 ~Akshayaa






 **S.Akshayaa Endodont...** 




8 pages • 2.0 MB • PDF 3:12 PM

Neharthika Final BDS





 **Neharthika- Endo nd c...** 

7 pages • 2.6 MB • PDF 3:15 PM 

←  **Endo practicals**  
Kishen , Meghna, Neharthika, +91...


+91 90921 93932 ~Lakshmi




PDF K.V.LAKSHIKA SREE E... 

7 pages • 1.5 MB • PDF 2:54 PM


+91 82207 25185 ~TamilSelvan~




PDF 73.TamilSelvan.Endo... 

6 pages • 8.2 MB • PDF 2:55 PM

+91 99524 01722 ~Pavithra rajkumar



PDF 47. Pavithra Rajkumar... 

9 pages • 1.8 MB • PDF 2:58 PM

← **Endo practicals** + ☰
Kishen , Meghna, Neharthika, +91...

+91 98405 91797 ~.

PDF Anusha R - endo pract... ↓

8 pages • 1.4 MB • PDF 2:30 PM

+91 94980 53610 ~Namu 😊

PDF Namarrathaa sre - cas... ↓

7 pages • 1.9 MB • PDF 2:33 PM

+91 80724 33264 ~Rakshanaa

➡ Forwarded

PDF Rakshana j endo prac... ↓


6 pages • 137 kB • PDF 2:40 PM

☰

←
👤
Endo practicals
📞
⋮

Kishen , Meghna, Neharthika, +91...


+91 7397 504 125
~Arunachalesh



PDF
13. Arunachalesh.A E...
↓

5 pages • 1.2 MB • PDF 2:22 PM


+91 87543 75825
~Archana



PDF
12. Archana. S endod...
↓

8 pages • 1.0 MB • PDF 2:24 PM

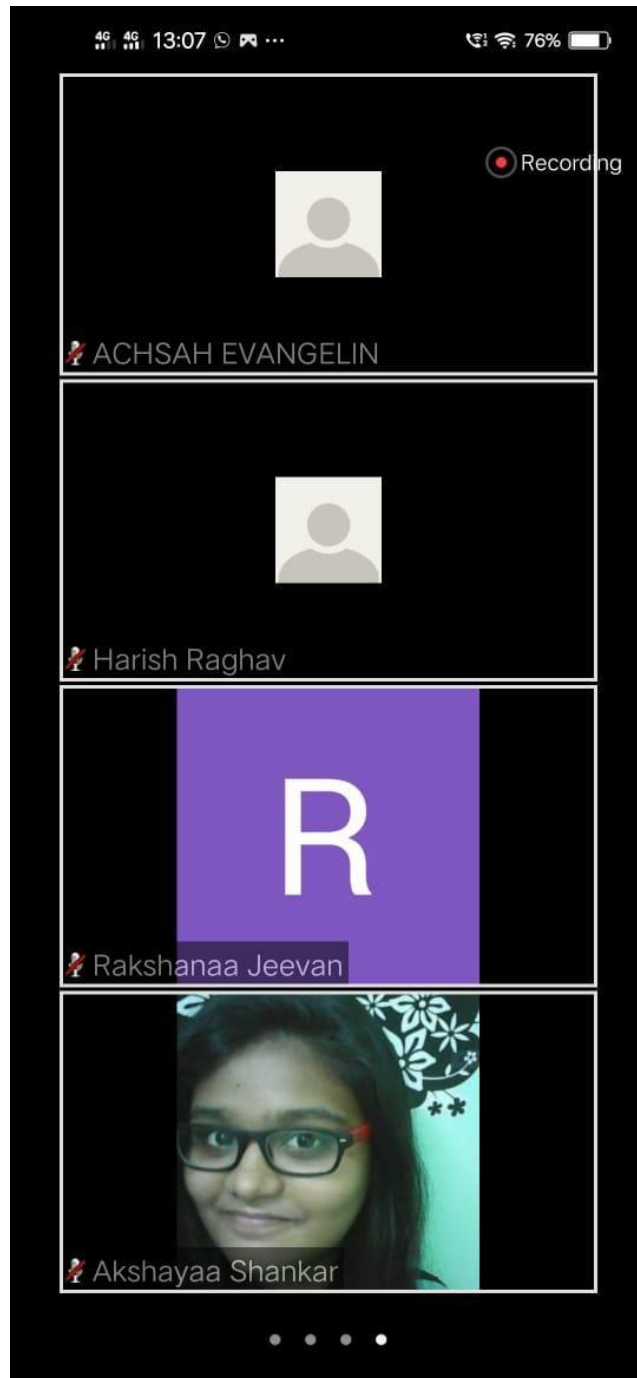
+91 98405 91797
~.



PDF
Anusha R - endo pract...
↓

8 pages • 1.4 MB • PDF 2:30 PM

☰





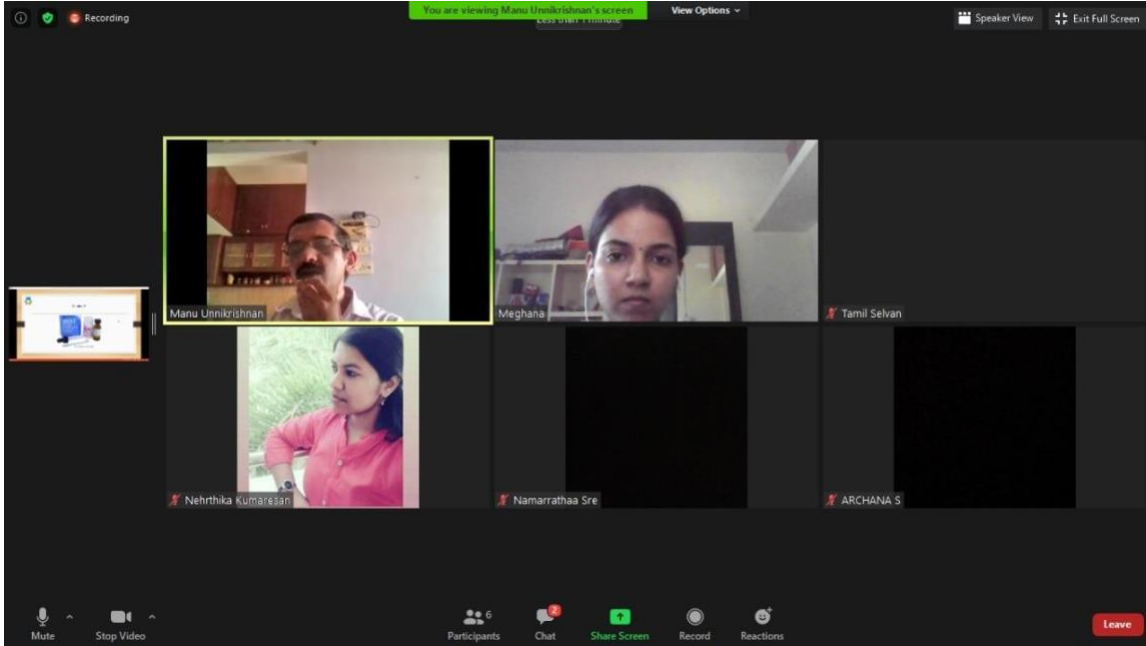
Recording

You are viewing Manu Unnikrishnan's screen

View Options

Speaker View

Exit Full Screen



Manu Unnikrishnan

Meghana

Tamil Selvan

Nehrthika kumarajan

Namarrathaa Sre

ARCHANA S

Mute

Stop Video

Participants

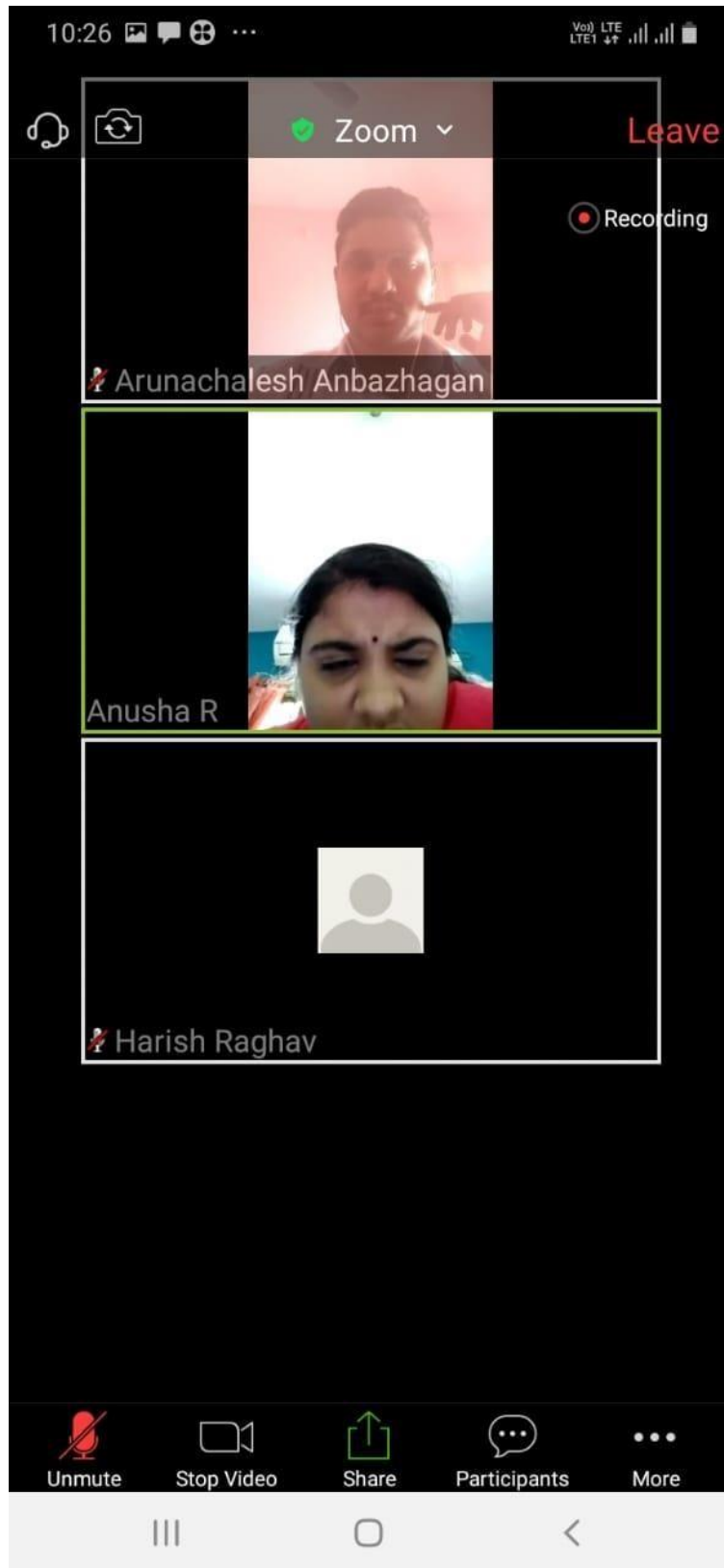
Chat

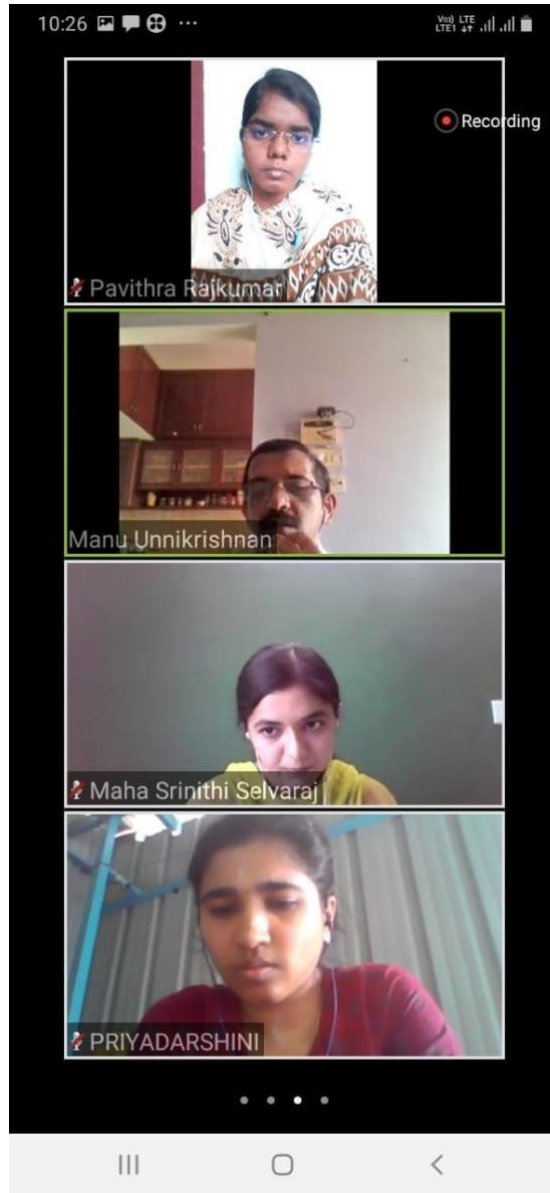
Share Screen

Record

Reactions

Leave





Department of Conservative Dentistry & Endodontics Practical
Internal Assessment Exam Date: 22.06.2020, 27.06.2020 IVB.D.S.
(2016-17Batch) Staff: Dr. Manjiri Honap Timings: to 9.30 AM -3.30
PM, 1.00 PM – 1.40 PM

Manjiri Honap is inviting
you to a scheduled
Zoom meeting.

IA Practical -IVB.D.S.
Meeting ID:
78799425295
[https://us04web.zoom
.us/j
/78799425295?pwd=bmF
2WFJZdzdmNWZCUUx
BamhjN2I2dz09](https://us04web.zoom.us/j/78799425295?pwd=bmF2WFJZdzdmNWZCUUxBamhjN2I2dz09)

Password: CDCRI No of students participated: 17

zoom

Join our Cloud HD Video Meeting

Zoom is the leader in modern enterprise video communications, ...
us04web.zoom.us

Manjiri Honap is inviting you to a scheduled Zoom meeting.

Topic: 3RD IA PRACTICAL EXAM

Time: Jun 22, 2020 09:30 AM India

Join Zoom Meeting

<https://us04web.zoom.us>

[/j/78799425295?pwd=](https://us04web.zoom.us/j/78799425295?pwd=bmF2WFJZdzdmNWZCUUxBamhjN2I2dz09)

[bmF2WFJZdzdmNWZCUUxBamhjN2I2dz09](https://us04web.zoom.us/j/78799425295?pwd=bmF2WFJZdzdmNWZCUUxBamhjN2I2dz09)

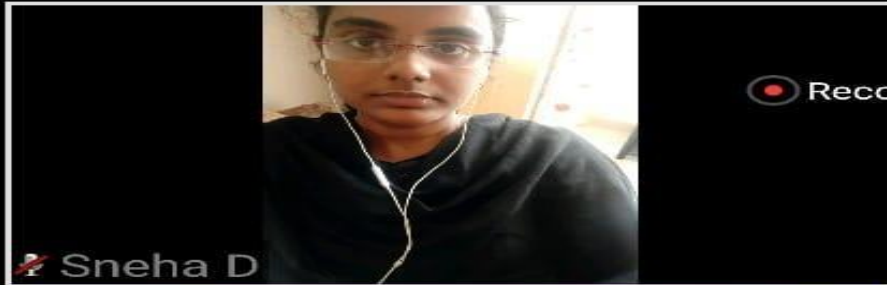
Meeting ID: **787 9942 5295**

Password: CDCRI

6:02 pm ✓✓

9:45 AM

4G 78



Recording

Remaining Meeting Time: 08:45



Naafia Fathima



Varshini Venkat



sophia S



Vikraman J




Manjiri Honap

Activate Windows

1:49 4G LTE Vo

73





←

00:00:05 00:37:53

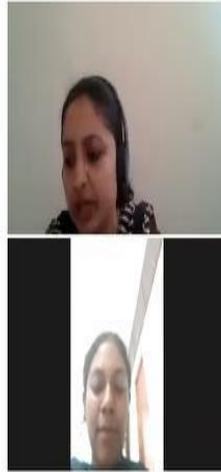
🔊 🗨️ 🔍 ⏸️ ⏪ ⏩ 🖋️ 📺 ↶ ⋮



3
Identify the
instrument,
what it is used
for

















OSPE

1. Identify the material
2. Composition
3. Uses
4. Properties
5. Advantages & Disadvantages



9:45 AM 4G+ 78

Close **Participants (5)**

	Sneha D (me)	  >
	Manjiri Honap (host)	   >
	Sathiya Ganesan	  >
	Ranjani Srinivasan	  >
	shruthi priya	  >








[Invite](#)



1:50 4G LTE 73



Close **Participants (5)**

P	Prasanth (me)	  >
M	Manjiri Honap (host)	  >
A	Adithi Karthik	  >
NN	Neha Naomi	  >
P	Priyanga.V	  >


Invite



10:08 AM 4G LTE 69


Zoom 30:47 Leave

Recording



3
Identify,
indications
contraindicatio
ns.
Materials used.

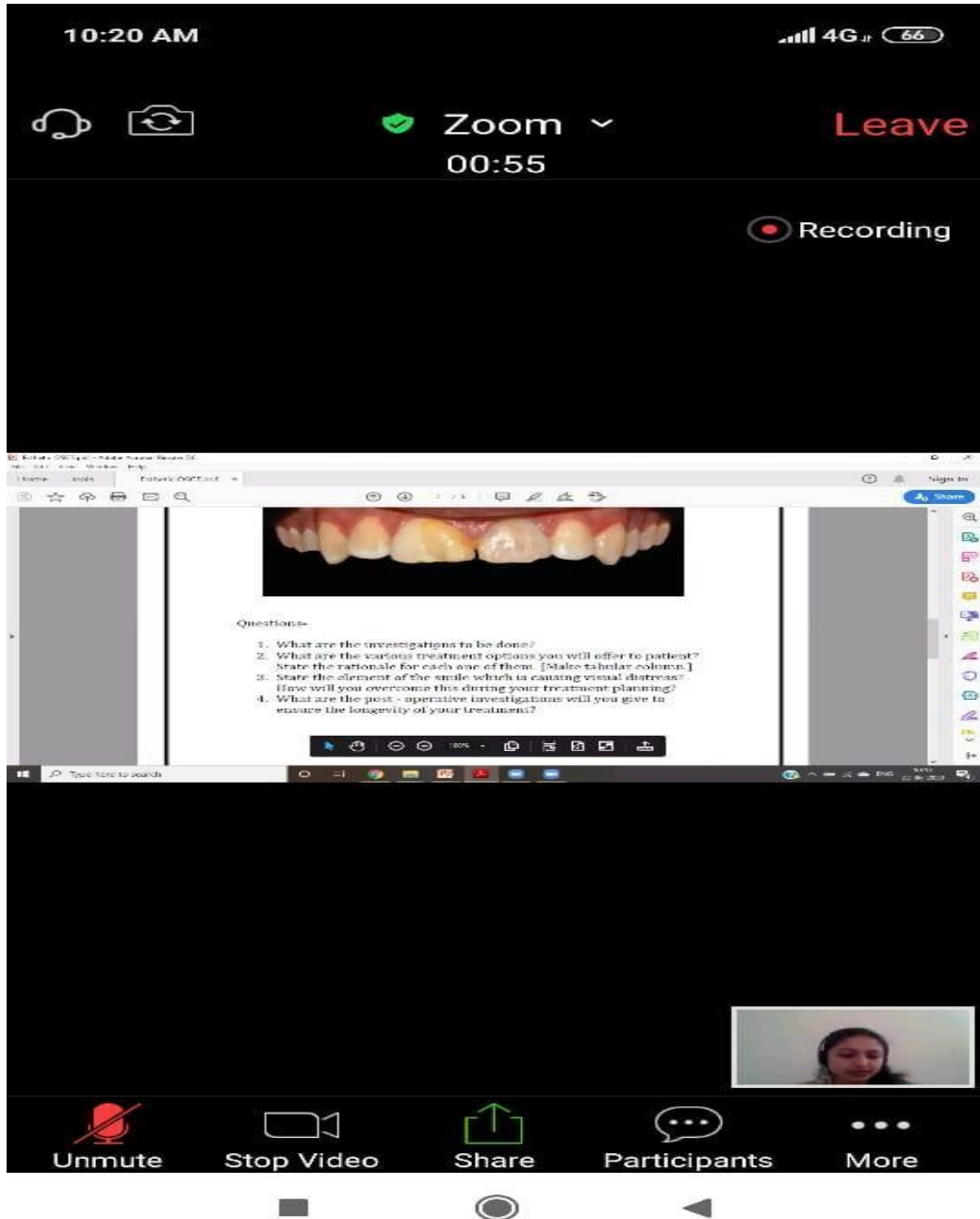
Mute Stop Video Share Participants More



10:20 AM 4G 66

Zoom 00:55 Leave

Recording




The screenshot shows a Zoom meeting interface. At the top, the time is 10:20 AM, the network is 4G, and the battery is at 66%. The Zoom logo and a timer showing 00:55 are in the center. A red 'Leave' button is on the right. A 'Recording' indicator is also present. The main content is a presentation slide with a dental image of a patient's teeth and a list of four questions. The bottom of the screen shows the Zoom control bar with icons for Unmute, Stop Video, Share, Participants, and More. A small video thumbnail of a participant is visible in the bottom right corner.

Questions-

1. What are the investigations to be done?
2. What are the various treatment options you will offer to patient? State the rationale for each one of them. [Make tabular column.]
3. State the element of the smile which is causing visual distress? How will you overcome this during your treatment planning?
4. What are the post-operative investigations will you give to ensure the longevity of your treatment?

OBJECTIVE STRUCTURED CLINICAL EXAMINATION

TOPIC :RUBBER DAM ISOLATION



QUESTION : 1



Activate Windows
Go to Settings to activate Windows

Acromeg



2

Tr

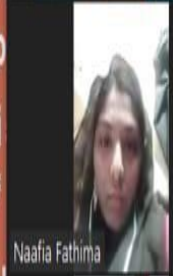
op

Di

of

Su

th



Activate Windows

Go to Settings to activate Windows.

 Recording

You are viewing Manjini Honap's screen

View Options



Activate Windows
Go to Settings to activate Windows.

 Mute

 Stop Video

 5
Participants

 Chat

 Share Screen

 Record

 Reactions

Leave


2:02 4G LTE 70

Recording

DN.pdf - Adobe Acrobat Reader DC

Esthetic OSCE.pdf OSCE AMALAGAM... OSCE RUBBER DA... OSCE DIAGNOSIS... INALY - OSCE

QUESTION 3 WHICH OF THE FOLLOWING IS CORRECT, WHY?



QUESTION 5:
WHAT IS DEPICTED IN PICTURE? WHAT IS THE USE? STATE A SPECIFIC TREATMENT WHERE ITS USE IS

search

M

OSCE RUBBER DAM ISOLATION.pdf - Adobe Acrobat Reader DC

— □ ×

ic OSCE.pdf

OSCE AMALAGAM...

OSCE RUBBER DA... ×

OSCE DIAGNOSIS...

INALY - OSCE.pdf

?

🔔

Sign In



3 / 3



Share



zoom_0

00:31:47



00:06:11

Type here to search



12:44
22-06-2020

3

DEPARTMENT OF CONSERVATIVE DENTISTRY AND
ENDODONTICS

Attendance Report

Date: 25.06.2020

IV B.D.S. (2016-17 Batch)

Staff: Dr.k Senthil kumar

Timings: 09:30-10:15

Senthil Kumar kumarappan is inviting you to a scheduled Zoom meeting.

Topic: Final year theory class

Time: Jun 25, 2020 09:30 AM Mumbai, Kolkata, New Delhi

Join Zoom Meeting

https://us04web.zoom.us/j/3225943888?pwd=y_BFHILDzEywFcjDGTYEzw3yq_RA-qo

Meeting ID: 322 594 3888

Password: welcome

No of participants:81


9:37 am VoLTE 4G 39%

Zoom Leave

Recording

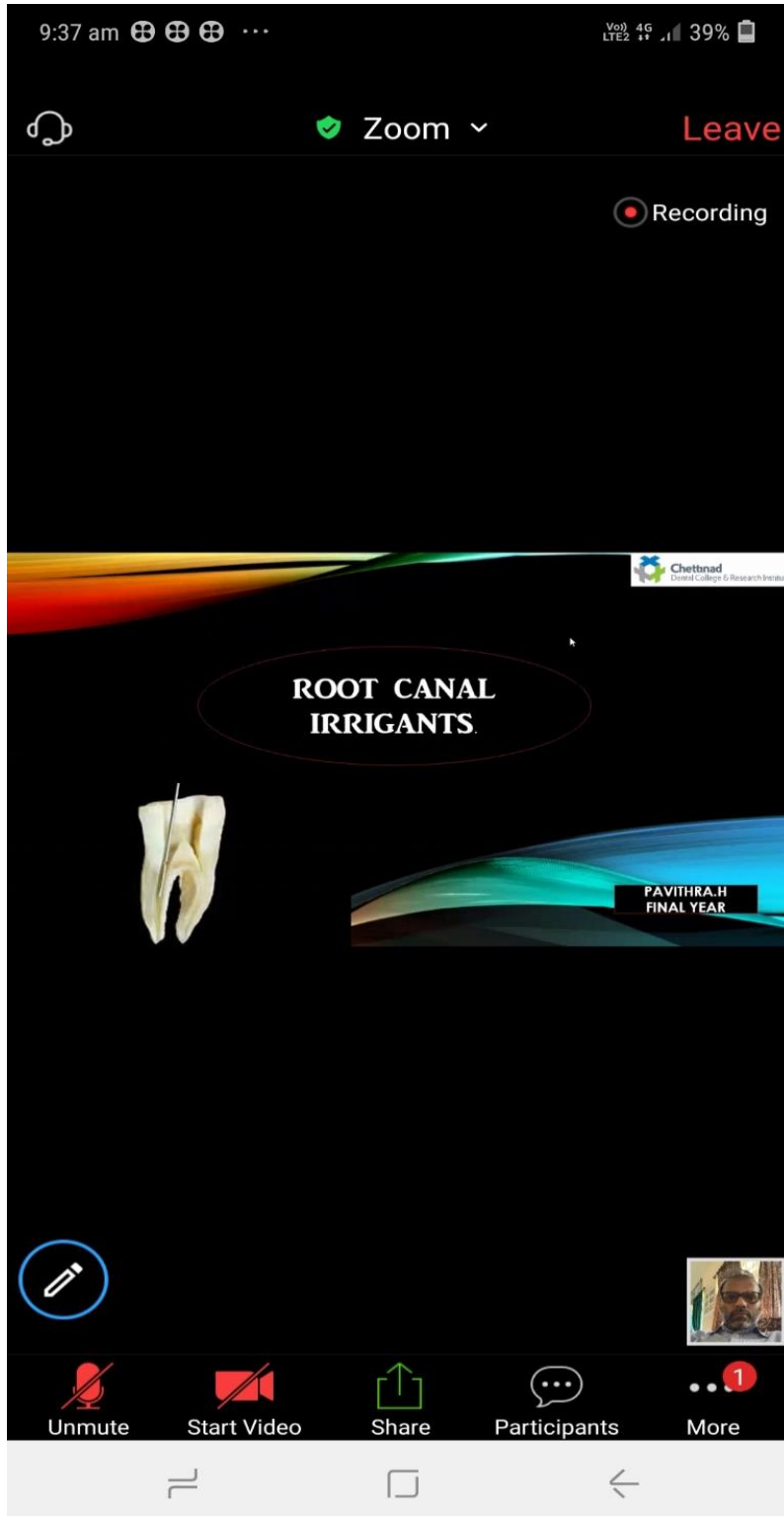
Chettinad Dental College & Research Institute

ROOT CANAL IRRIGANTS



PAVITHRA.H
FINAL YEAR

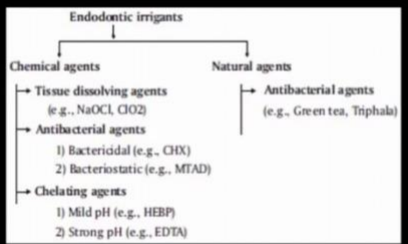
Unmute Start Video Share Participants More



9:40 am 4G LTE2 39%

Zoom Leave Recording

CLASSIFICATIONS OF IRRIGANTS



```

graph TD
    A[Endodontic irrigants] --> B[Chemical agents]
    A --> C[Natural agents]
    B --> B1[Tissue dissolving agents  
(e.g., NaOCl, ClO2)]
    B --> B2[Antibacterial agents]
    B --> B3[Chelating agents]
    B2 --> B2_1[1) Bactericidal (e.g., CHX)]
    B2 --> B2_2[2) Bacteriostatic (e.g., MTAD)]
    B3 --> B3_1[1) Mild pH (e.g., HEBP)]
    B3 --> B3_2[2) Strong pH (e.g., EDTA)]
    C --> C1[Antibacterial agents  
(e.g., Green tea, Triphala)]
  
```

Unmute Start Video Share Participants More


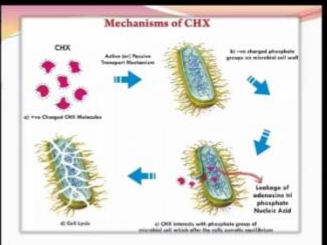
9:47 am 4G LTE2 37%

Zoom Leave Recording

LIMITATIONS:

- CHX lacks tissue-dissolving ability.
- It does not remove the smear layer and hence has to be employed in conjunction with other irrigants.

Other irrigants – MTAD (mixture of a tetracycline isomer, citric acid, and a detergent)

Mechanisms of CHX


CHX (Chlorhexidine) is a bisbiguanide cationic antiseptic. It acts on both Gram-positive and Gram-negative bacteria. The mechanism involves the interaction of CHX molecules with the bacterial cell wall, leading to the leakage of cellular contents and the formation of a complex with phospholipids and proteins, ultimately resulting in cell death.

Unmute Start Video Share Participants More

9:57 am [Signal] [Battery] [VoLTE] 4G LTE2 36%

[Headset] Zoom [Leave]

[Recording]



INTRACANAL MEDICAMENTS

S.MADHU BALA
FINAL YEAR BDS

[Unmute] [Start Video] [Share] [Participants] [More]

[Home] [App Drawer] [Back]

10:03 am Vo 4G LTE2 35%




Zoom Leave Recording

CALCIUM HYDROXIDE

• PASTE FORM : SINGLE PASTE IN COMBINATION WITH IODOFORM
 • POWDER FORM : POWDER IS MIXED WITH SALINE AND ANESTHETIC SOLUTION
 • PLACED IN CANAL WITH HELP PAPER POINTS ,SPREADERS OR LENTULO SPIRALS

INDICATIONS

1. MICROBIAL CONTROL
2. DISSOLVE ORGANIC REMNANTS
3. HEAL PERIAPICAL INFLAMMATION
4. INHIBIT INFLAMMATORY ROOT RESORPTION
5. STIMULATE HARD TISSUE FORMATION
6. SERVE AS TEMPORARY OBTURATING MATERIALS DURING APPINMENTS

Unmute Start Video Share Participants More

9:58 am Vo 4G LTE2 35%

Zoom Leave Recording

ROOT CANAL FLORA

GRAM POSITIVE ORGANISMS

1. STREPTOCOCCI
2. STAPHYLOCOCCI
3. CORYNEBACTERIUM
4. YEASTS

GRAM NEGATIVE ORGANISMS


1. SPIROCHETES
2. NEISSERIA
3. BACTEROIDES
4. FUSOBACTERIUM
5. PSEUDOMONAS

MOST FREQUENTLY FOUND IN ROOT CANALS-
STREPTOCOCCI

E.FAECALIS-GRAM POSITIVE COCCI PRESENT IN ROOT CANALS

MECHANISM OF ACTION:

1. BINDS AND INVASES DENTINAL TUBULES
2. SUPPRESSES THE ACTION OF LYMPHOCYTES
3. COLONIZE ROOT CANAL WITHOUT COMPETING OTHER MICROORGANISM
4. FORMS A BIOFILM AND RENDERS RESISTANCE TO PHAGOCYTOSIS, ANTIBODIES,ANTIMICROBIAL AGENTS









































Unmute Start Video Share Participants More

9:53 am 4G LTE2 36%

Close **Participants (81)**











































Search

-  **a** Ayisha Siddiqua (me)   >
-  H. Pavithra (host)  >
-  Senthil Kumar Kumarappan   >
-  **AE** ACHSAH EVANGELIN   >
-  **A** Adithi Karthik   >
-  Akshayaa Shankar   >
-  Anupama R   >
-  **A** Archana.S   >
-  Arunachalesh Anbazhagan   >
-  **a** Ateeq Ahamed   >
-  **BR** Balaji Ragavan   >
-  Balan Edward   >
-  **C** Chandhni's iPhone   >

Invite

9:53 am 4G LTE2 36%

Close **Participants (81)**

-  Deepika R M   >
-  **GP** Gowtham PD   >
-  Harini Prabha   >
-  **HR** Harish Raghav   >
-  Hema Suresh   >
-  **J** Janani   >
-  Jaya Kumar   >
-  Jayabalan C   >
-  Jineesh M   >
-  Kauvya Karunanidhi   >
-  Kishan Kumar   >
-  **KR** Kudiarasi Rajendran   >
-  Lakshika Sree   >
-  **LC** Lalitha Choudhary   >

Invite

9:53 am VoLTE 4G LTE2 36%

Close **Participants (81)**

- LR Logesh Ram
- MA M Aakifa
- M Abinandhan
- M. Thouseef Ahmed
- MP M.Lakshmi Priya
- Madhu Bala Sermarajan
- Maha Srinithi Selvaraj
- M Manjiri Honap
- Manu Unnikrishnan
- MJ Meghana Jayadev
- Munira Begam
- Naafia Fathima
- NS namarrathaa sre
- Nawin subhaganesh

Invite

9:53 am VoLTE 4G LTE2 36%














Close **Participants (81)**

- Nawin subhaganesh
- NN Neha Naomi
- Nehrthika Kumaresan
- P Agalya
- PK Padmajaa Krishnan
- Padmajee Selvaraj
- PL Pavithra lakshmi N
- PR Pavithra Rajkumar
- PR Pavithra RathinaSwamy
- P Prasanth
- Priya Darshini
- P Priyanga.V
- RA R Anusha

Invite

9:53 am 4G LTE2 36%














Close **Participants (81)**

-  Ragavi vijayan
-  Rakshanaa Jeevan
-  Ram Prasath
-  Ramu
-  Ranjani Srinivasan
-  S.A. Aamina Afra
-  Sadasiva Kadandale
-  Sai Aditiya
-  sanjana
-  Santra Joseph
-  Sathiya Ganesan
-  Shindhuja N
-  Shivani Sivaramakrishnan

Invite

9:53 am 4G LTE2 36%


































Close **Participants (81)**

-  shruthi priya
-  Shweta Ranjith
-  Sneha D
-  Sophia srikanth
-  Sowmya Natarajan
-  Sruthi S
-  Suba Keerthi
-  Subashini Natarajan
-  Sureka Varadaraj
-  Tamil Selvan
-  Varshini Venkat
-  Vikneshwari P.J
-  Vishalini Mohan




Invite

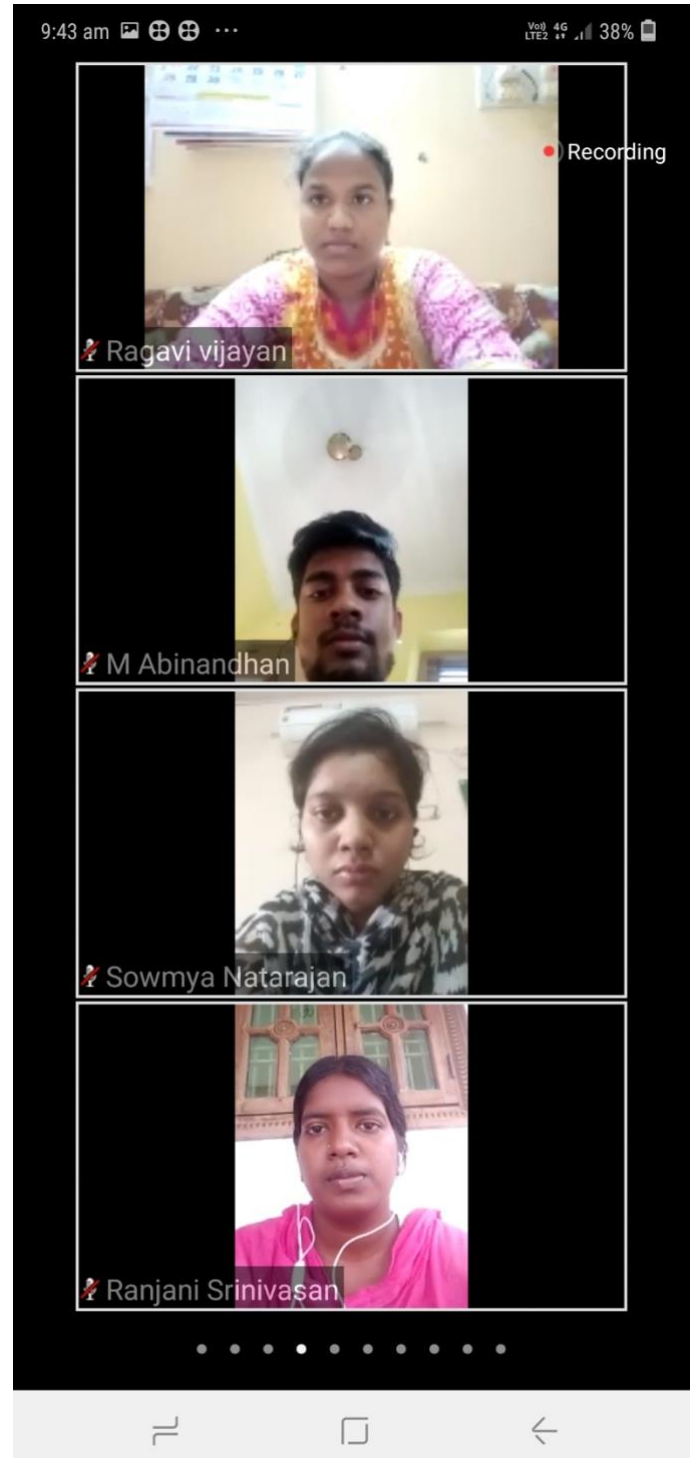
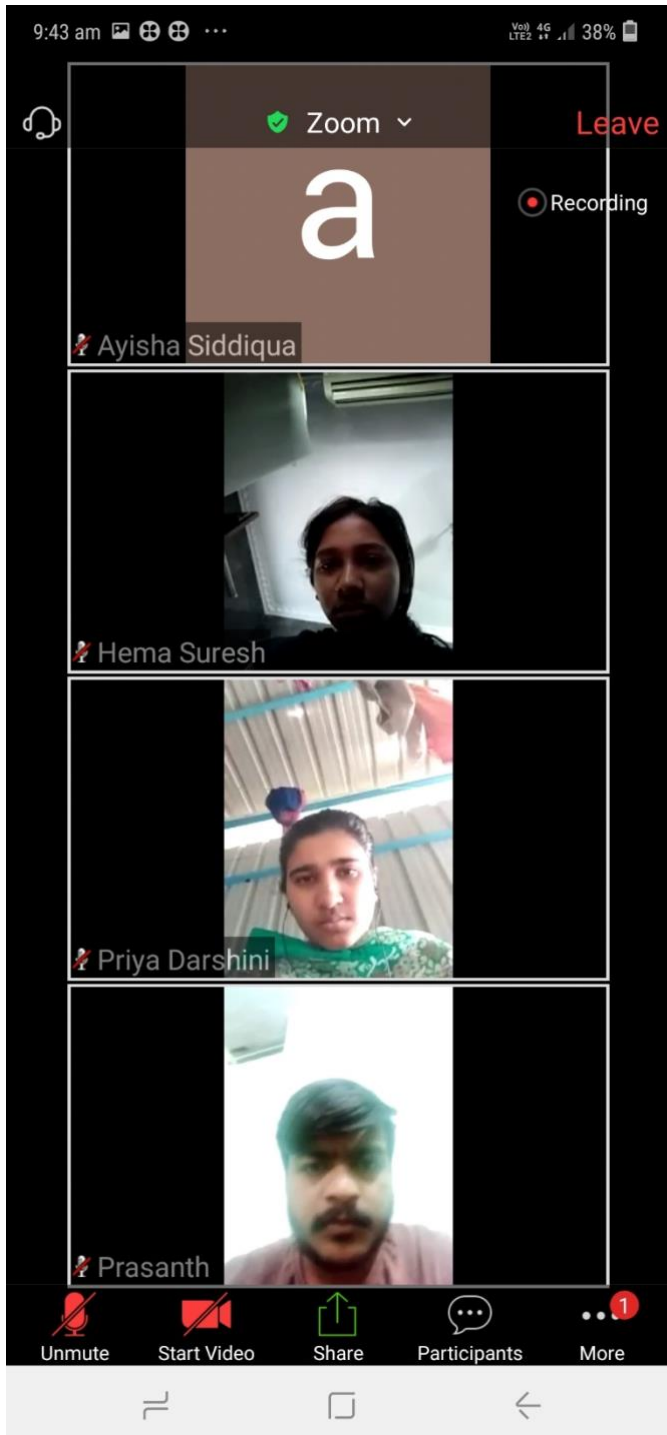
9:54 am VoLTE 4G 36%

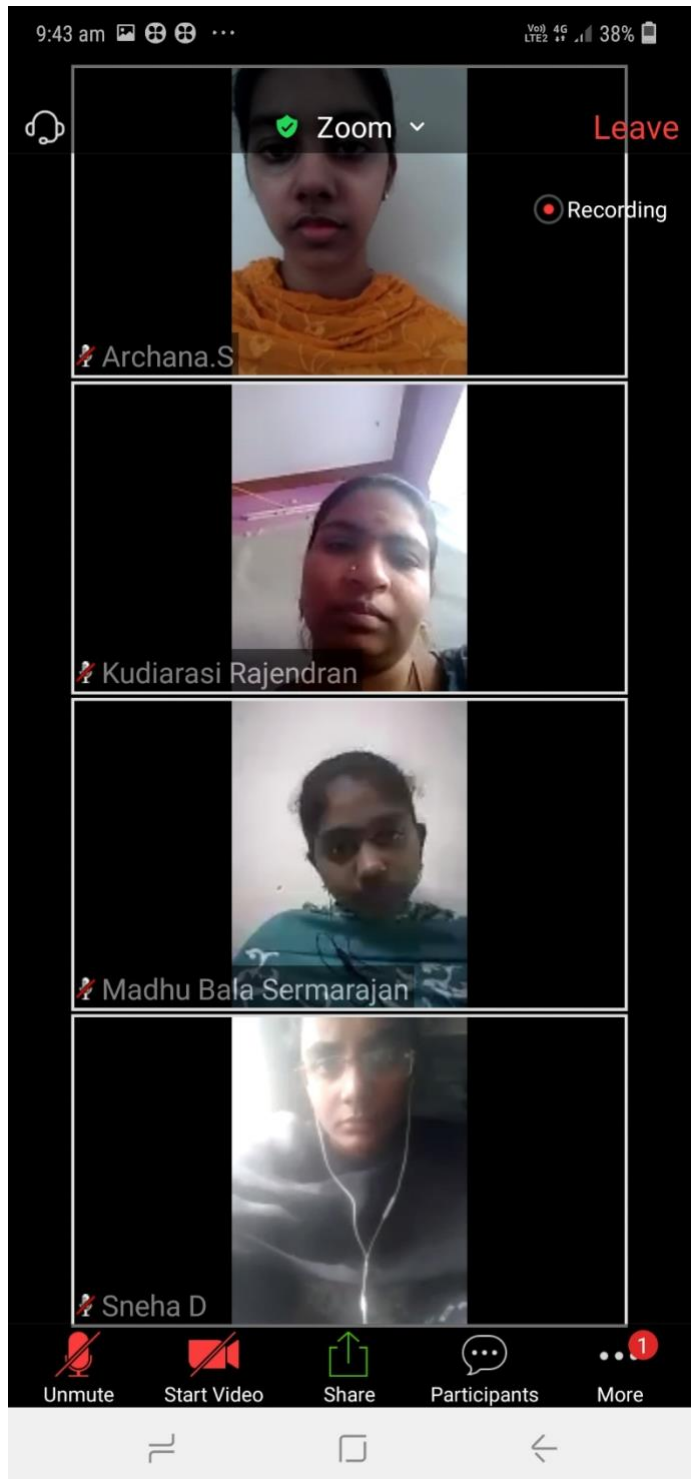
Close **Participants (81)**

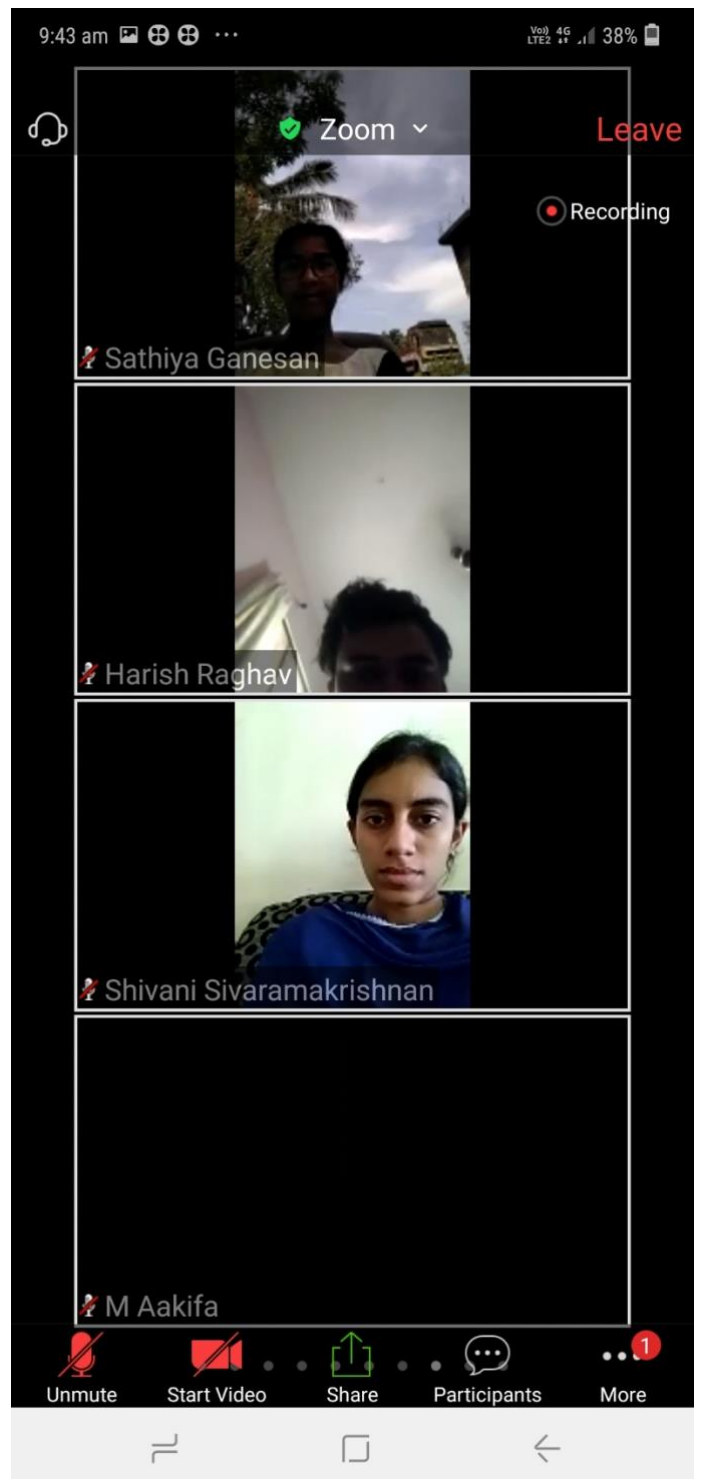
SR	Shweta Ranjith	 
	Sneha D	 
	 Sophia srikanth	 
	 Sowmya Natarajan	 
SS	Sruthi S	 
SK	Suba Keerthi	 
	 Subashini Natarajan	 
SV	Sureka Varadaraj	 
TS	Tamil Selvan	 
VV	Varshini Venkat	 
VP	Vikneshwari P.J	 
VM	Vishalini Mohan	 
	 Vishnu Kumar	 
	 Yuvarani Muthu Kumar	 

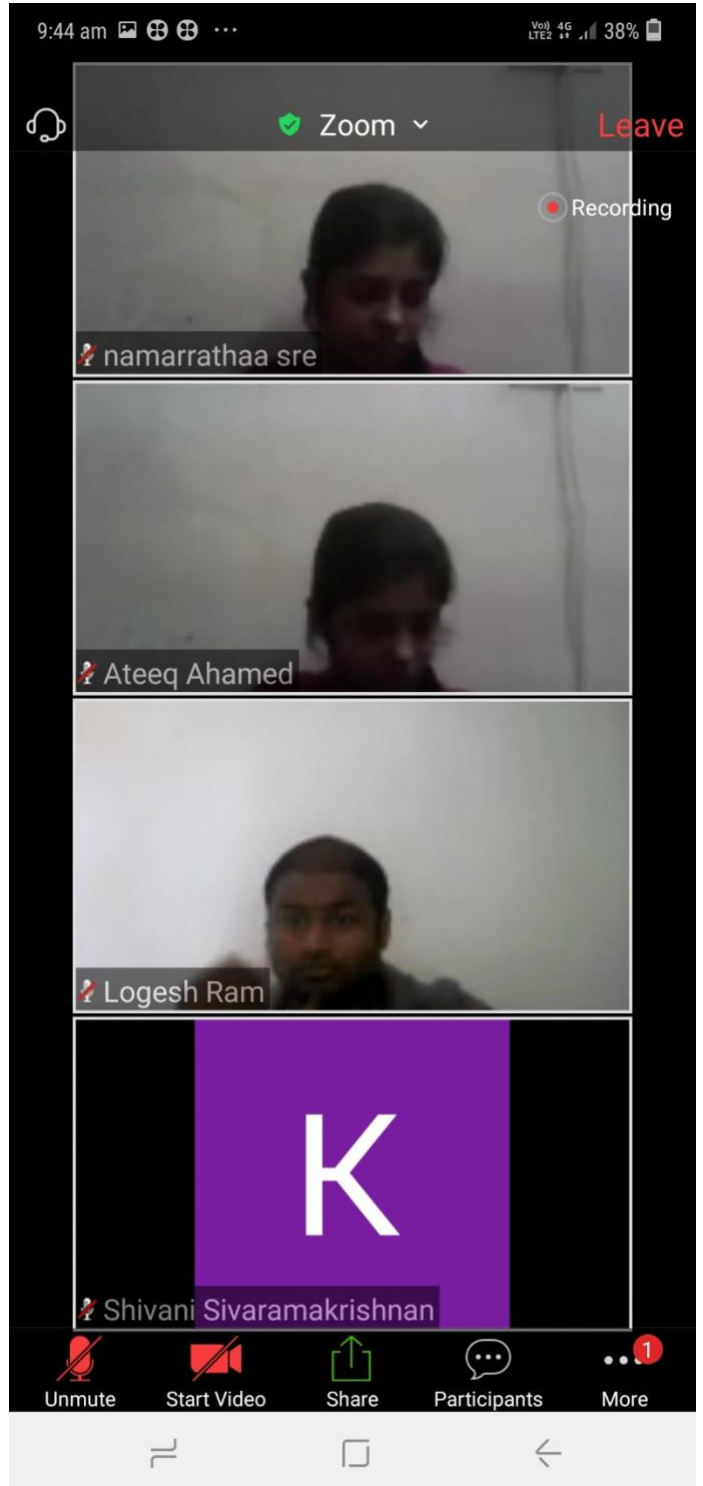
Invite

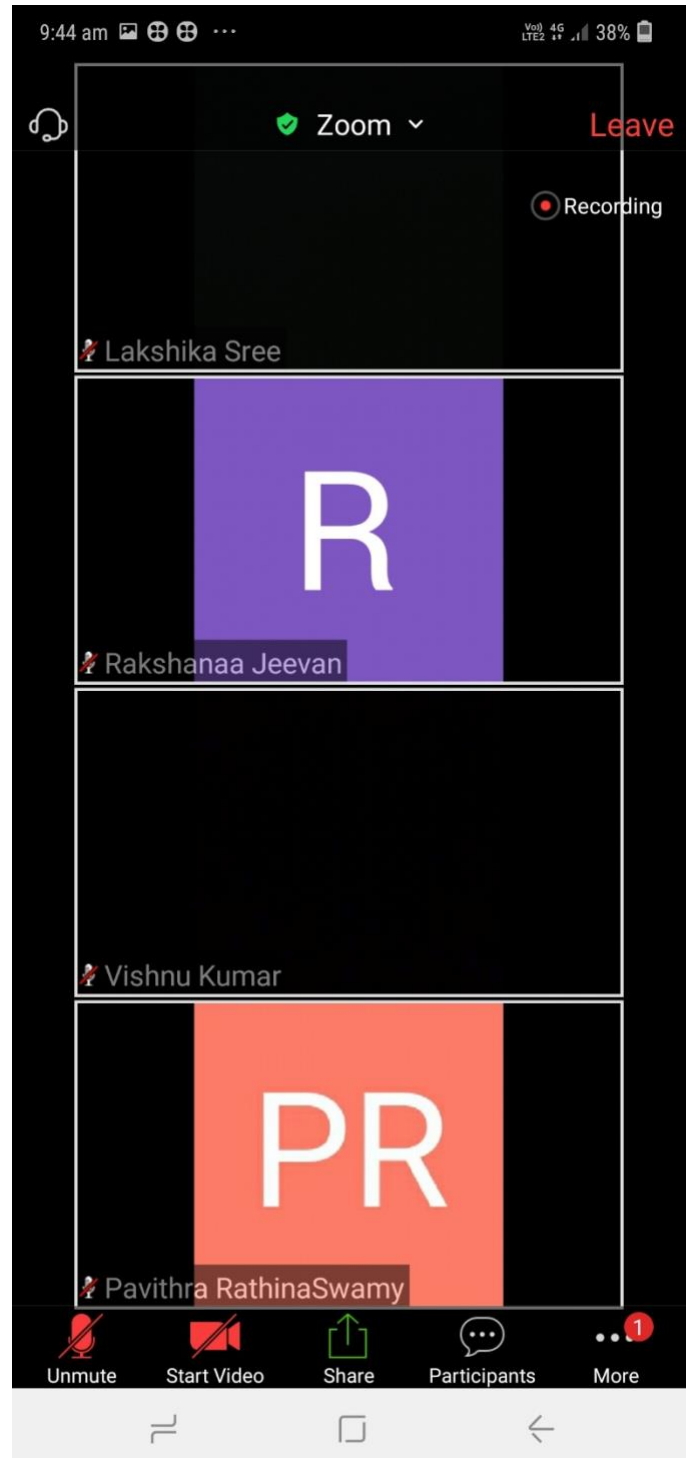
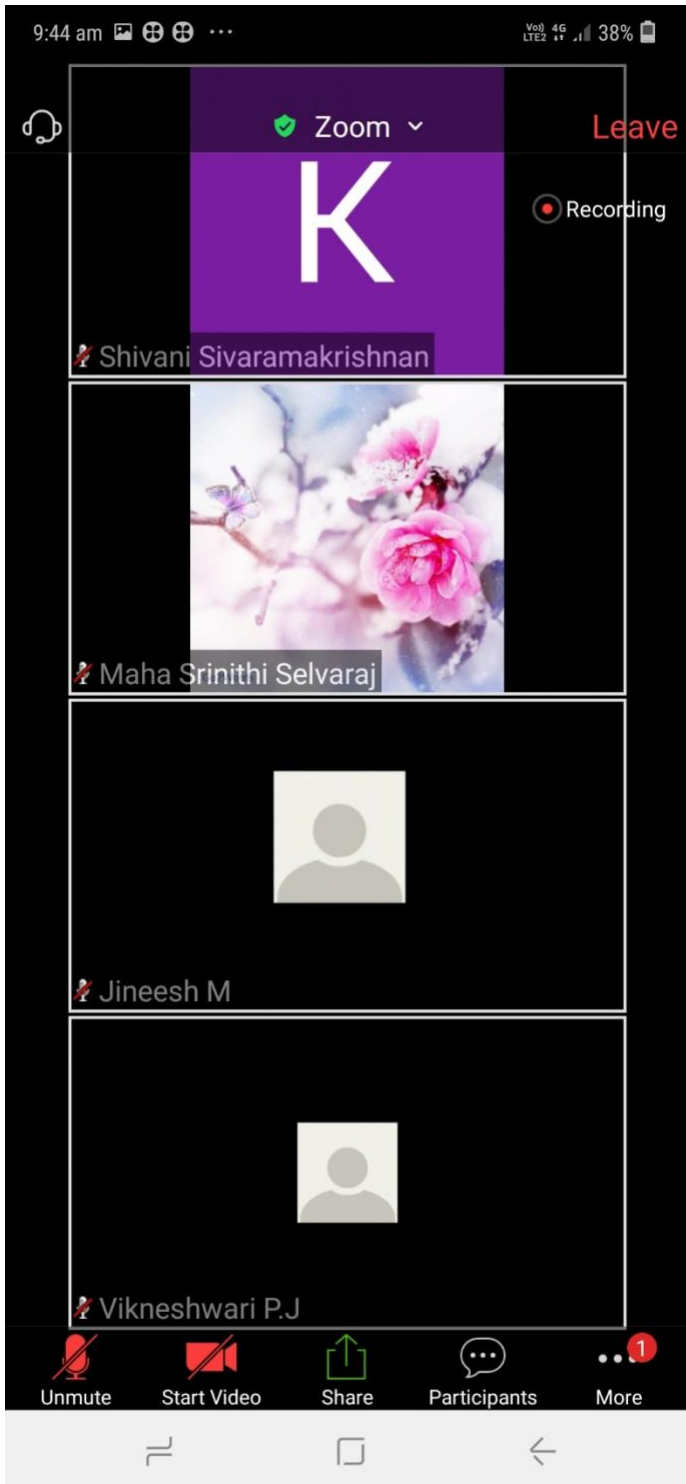
  

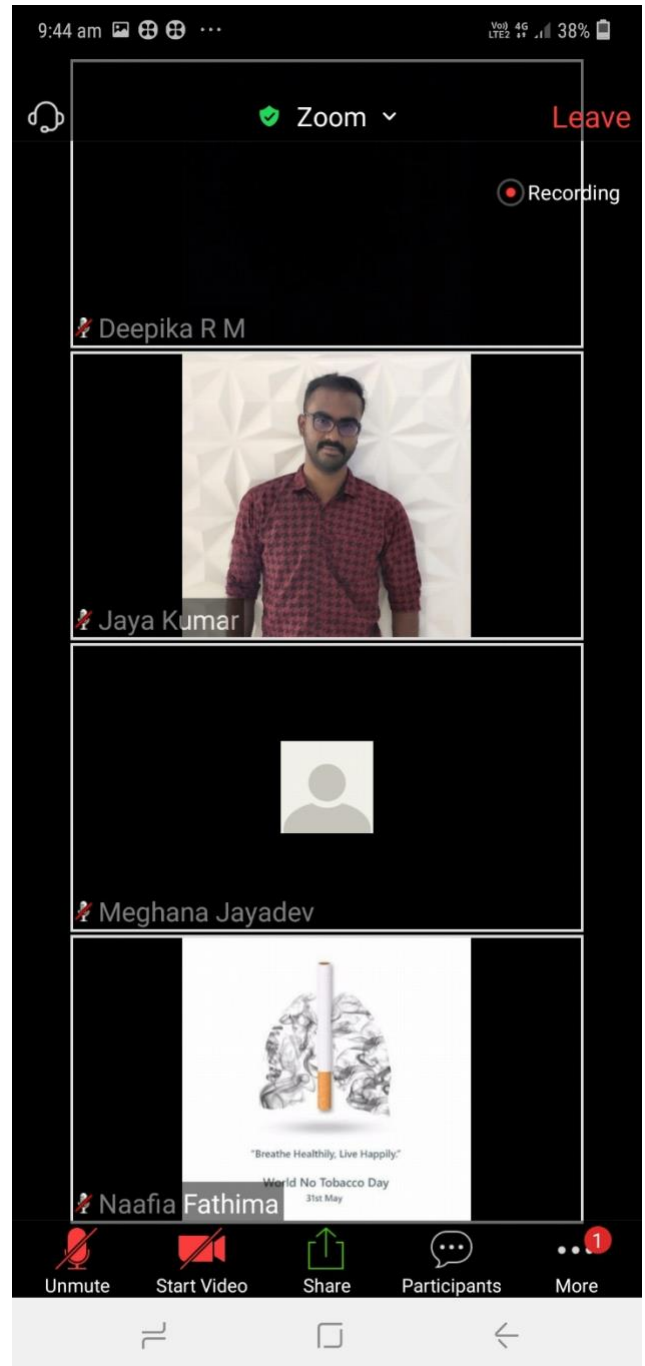
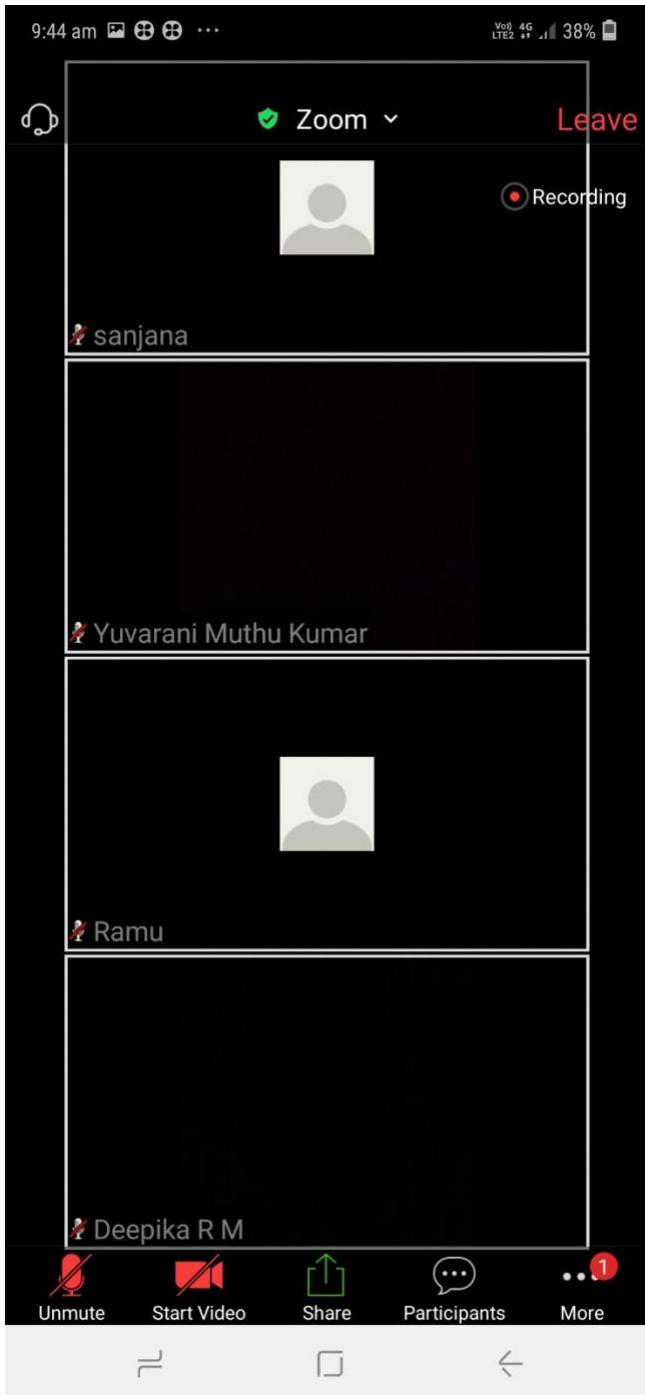


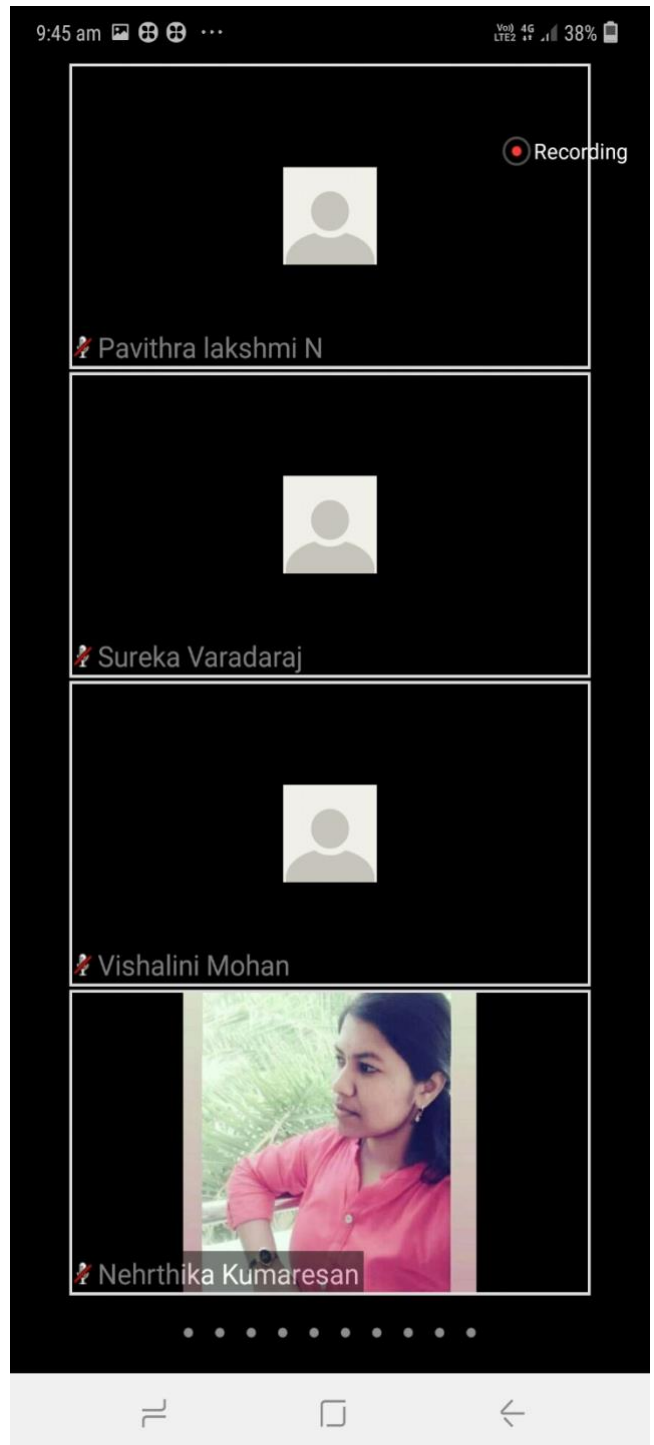
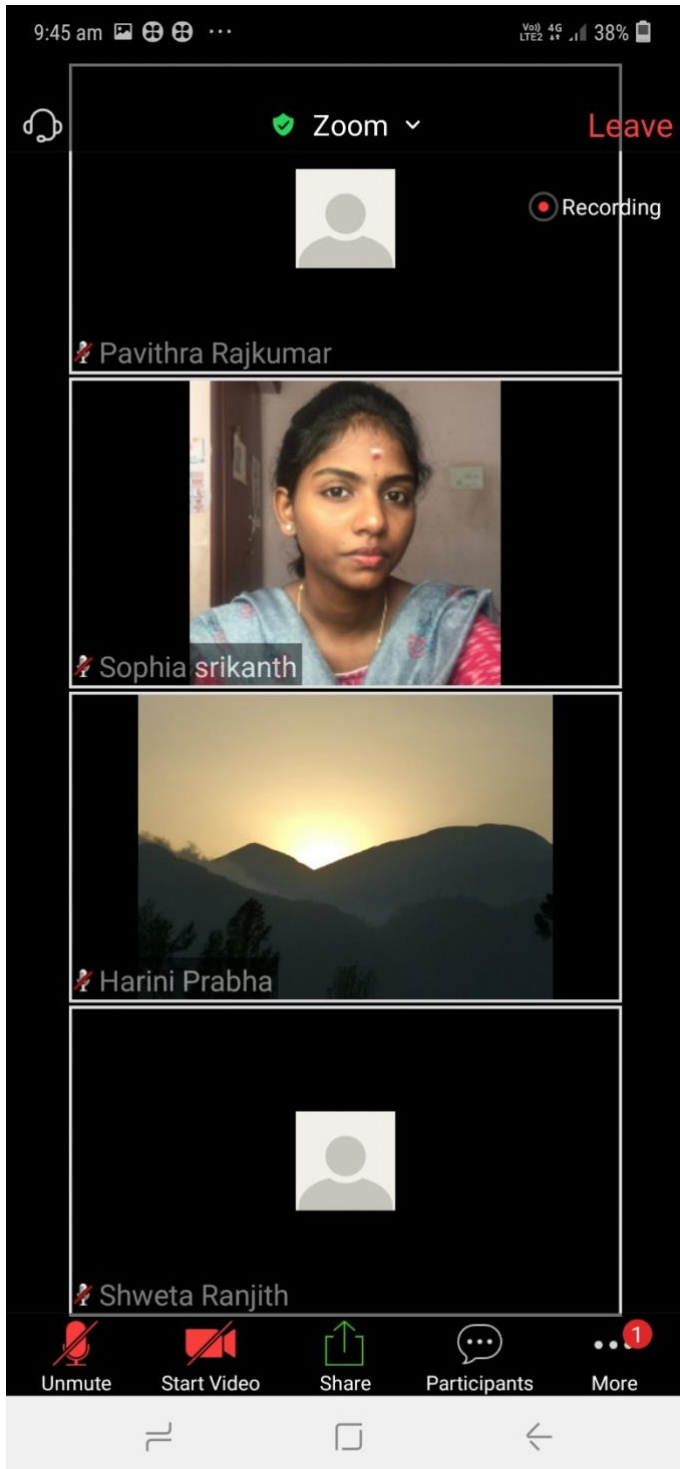


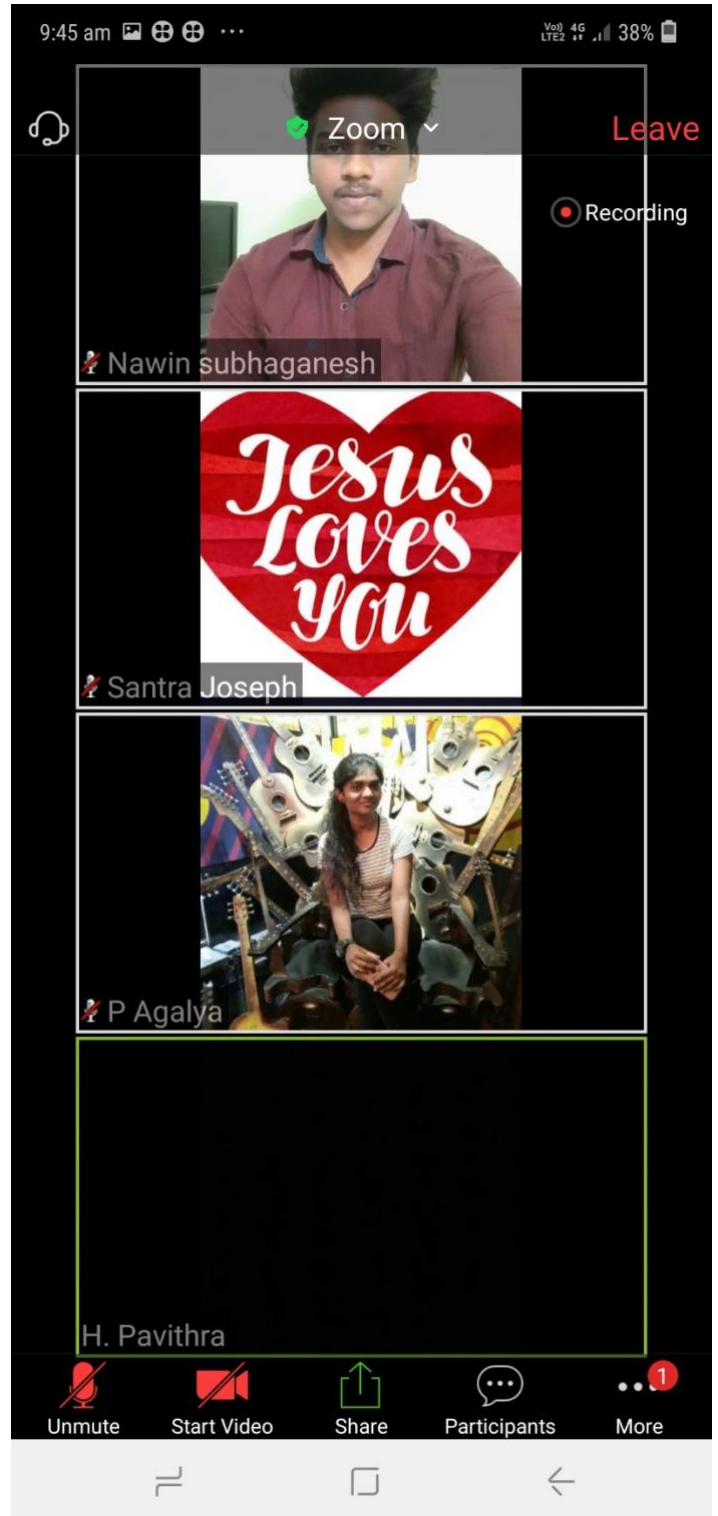



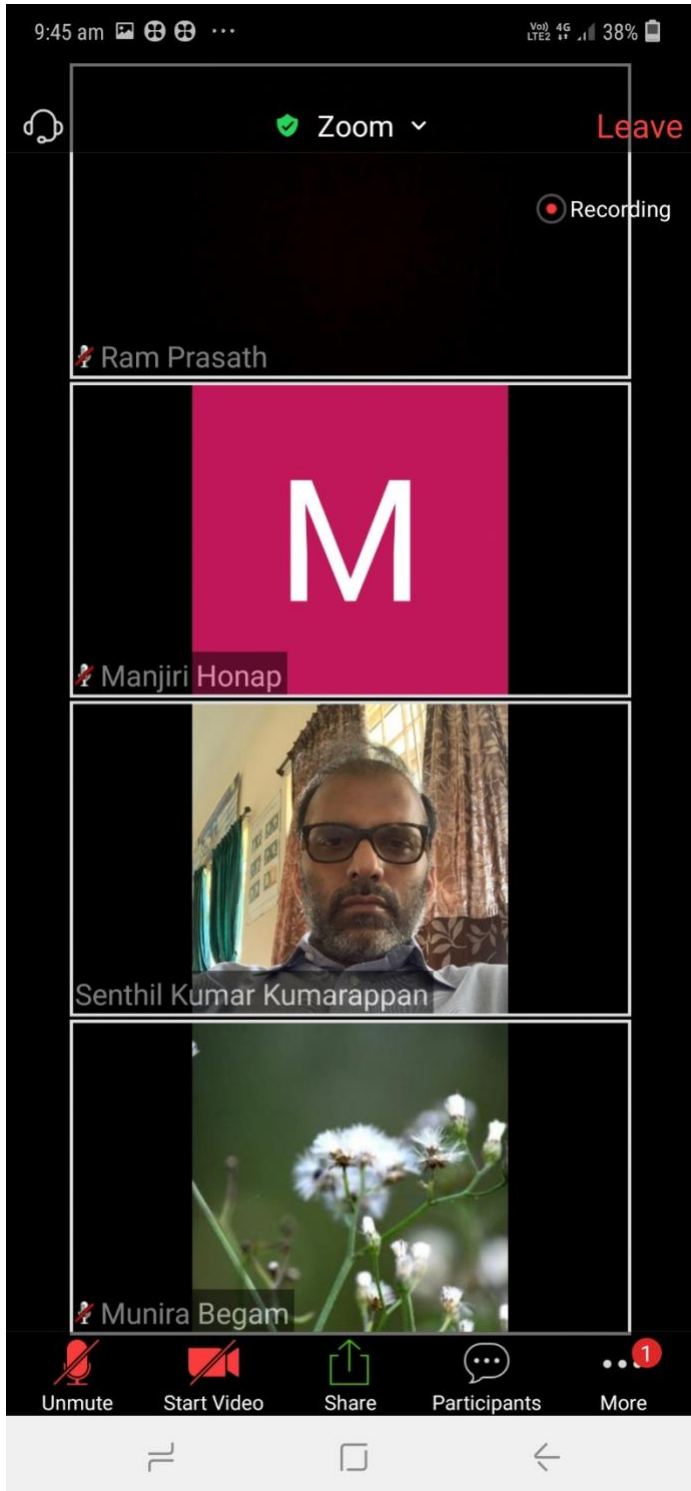


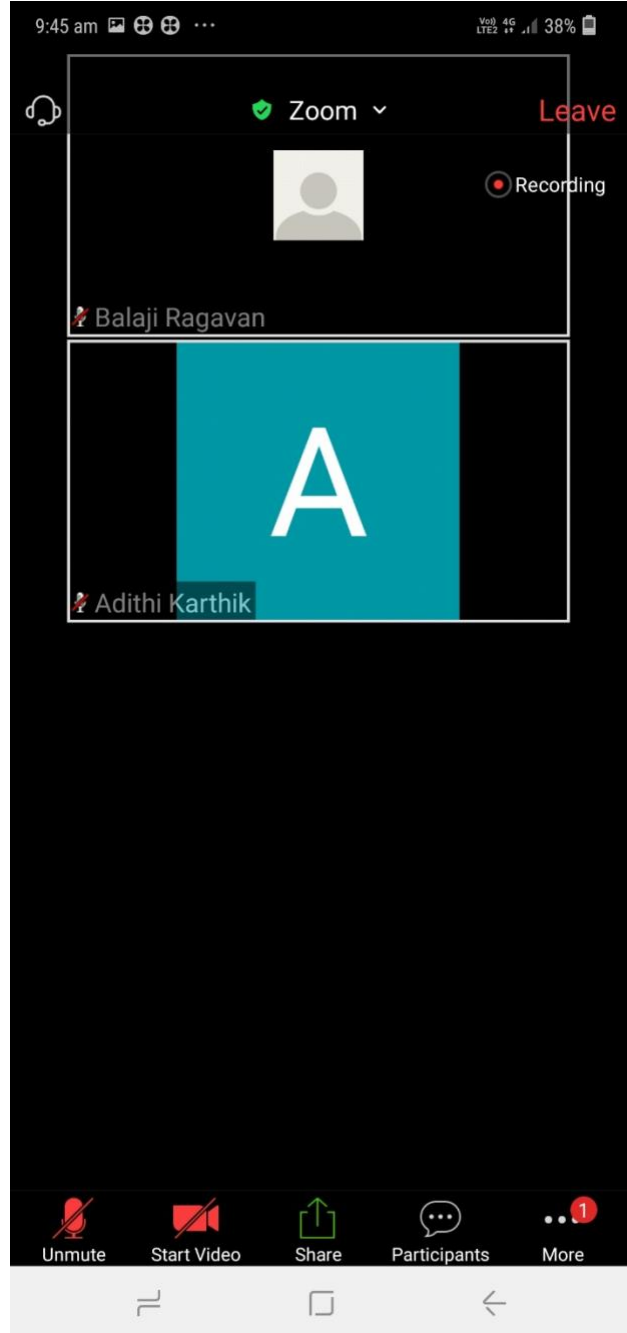
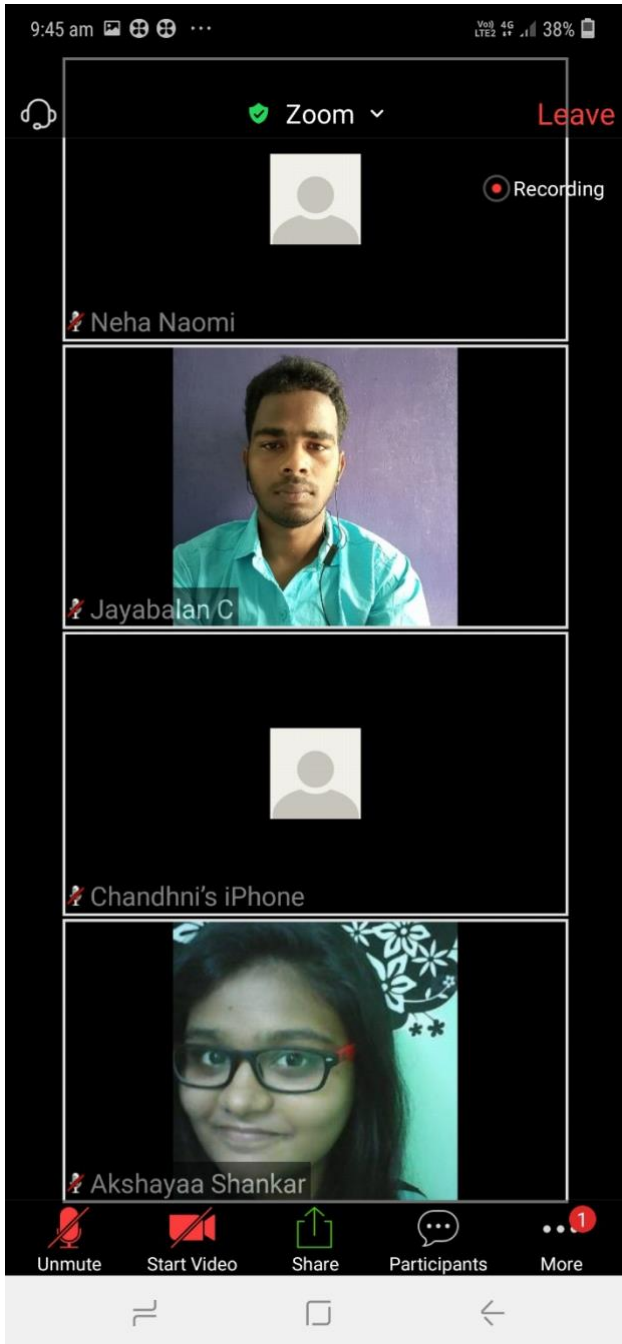












Department of Conservative Dentistry & Endodontics

Attendance Report

Date: 25.06.2020

IV B.D.S. (2016-17 Batch)

Staff: **Dr. Anupama R**

Timings: 11:15-12:00

Anupama R is inviting you to a scheduled Zoom meeting.

Topic: Final yr posting

Time: Jun 25, 2020 11:15 AM Mumbai, Kolkata, New Delhi

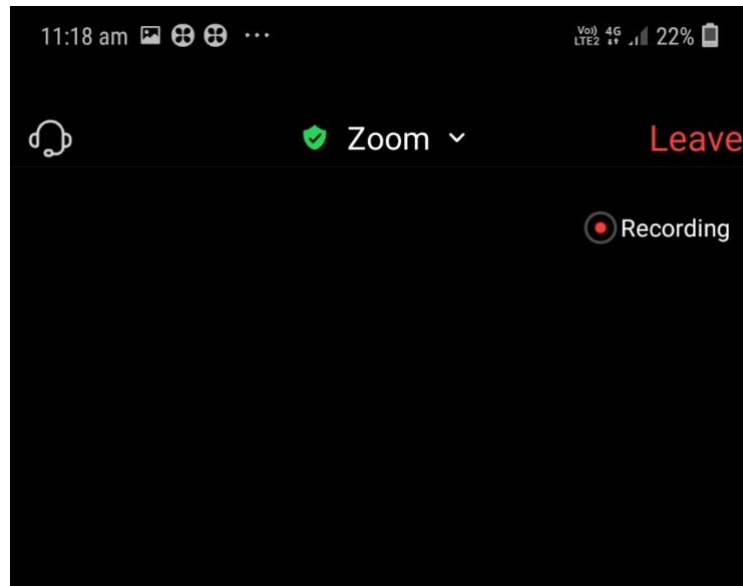
Join Zoom Meeting

<https://us04web.zoom.us/j/6107038974?pwd=TUZRR2xRQWdiOTlCc3NnNFRCbEovQT09>

Meeting ID: 610 703 8974

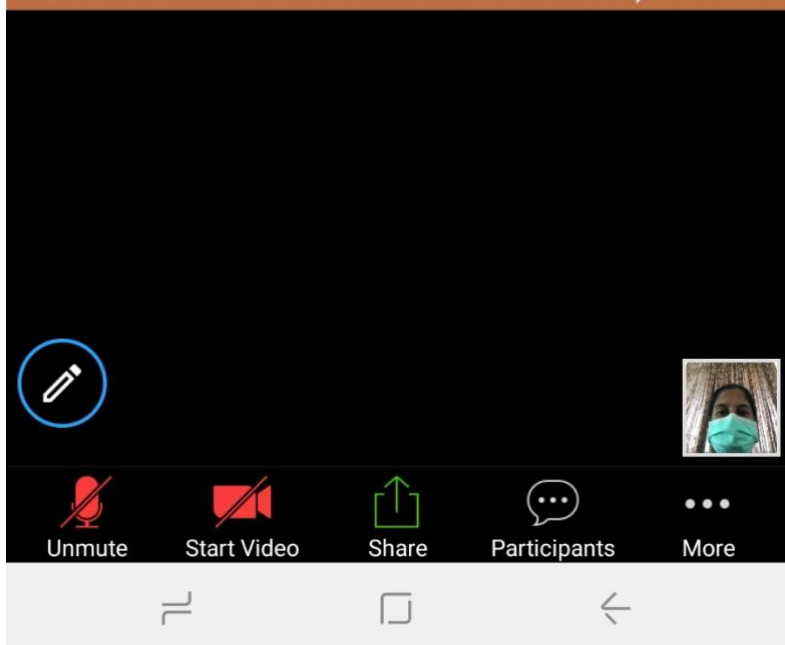
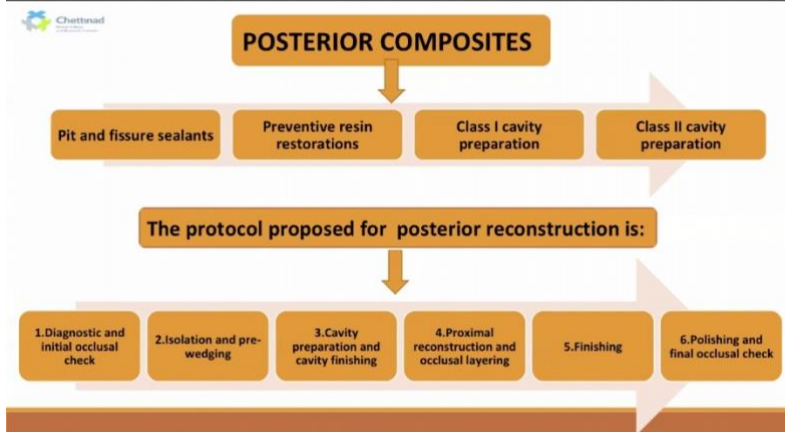
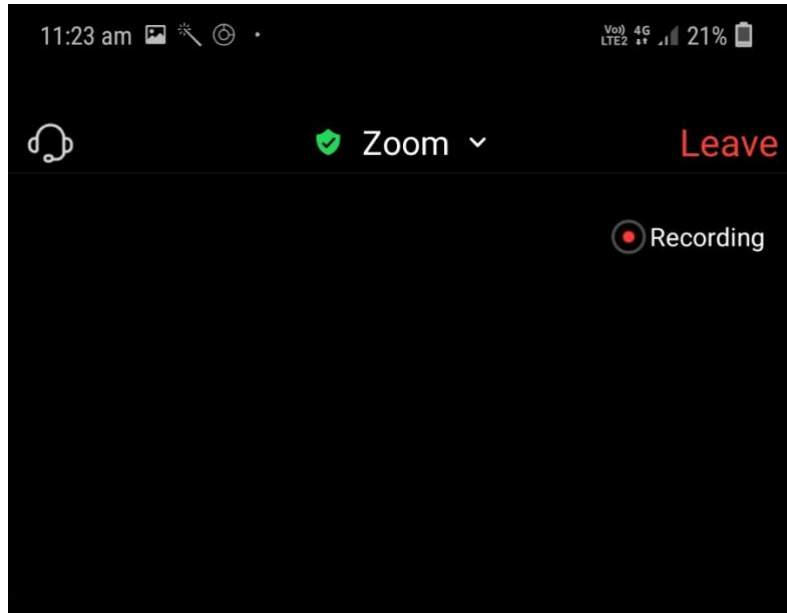
Password: 809176

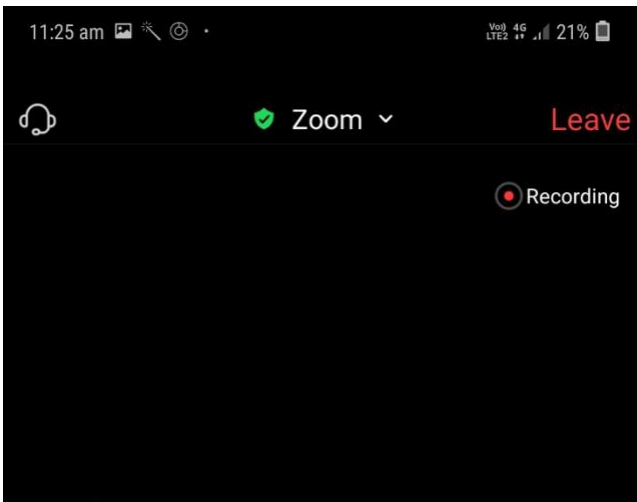
No of participants:18



POSTERIOR COMPOSITES







Diagnostic and initial occlusal check



Assess the outline form: As far as possible small to moderate outlines are well suited for composites.

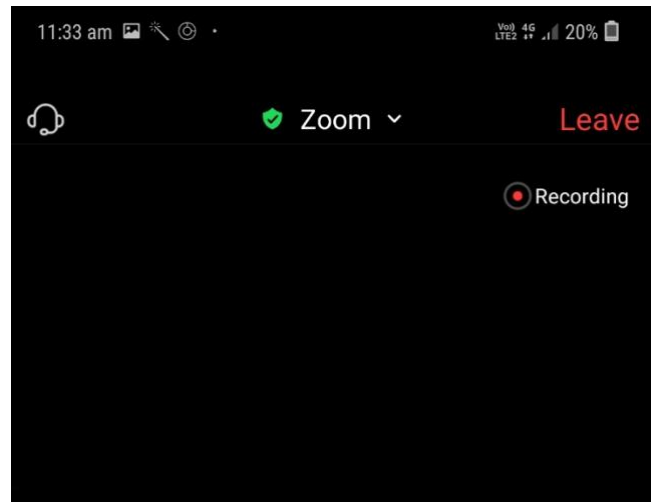
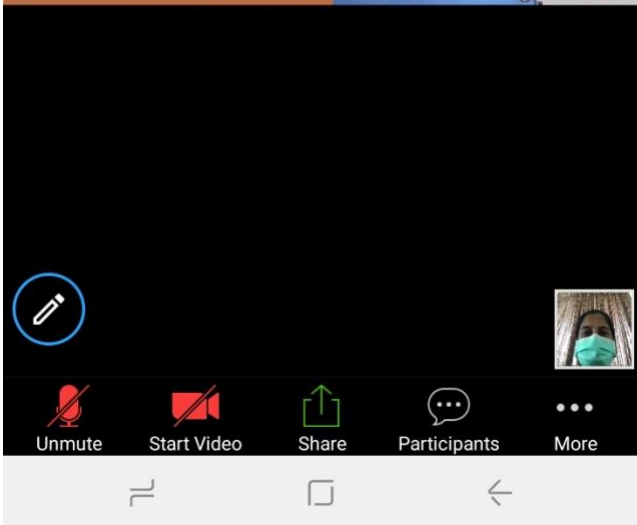
Check occlusal contacts: Keep margins away from these areas to minimise wear.

Isolation and pre-wedging

Isolation with Rubber dam is very critical. If this is not possible cotton rolls can be used along with saliva ejector.

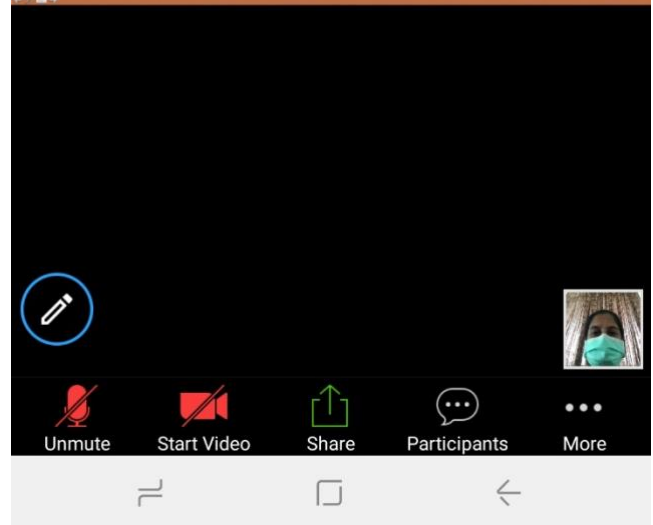
Placing wedge interproximally at the start of the cavity preparation is recommended to open the contact with adjacent tooth.




Allows proper matricing and establishing good contact during insertion of composite restoration.


MATRIX PLACEMENT FOR CLASS-II COMPOSITE RESTORATION









































Clear polyester matrix	Tofflemire matrix bands-ultra thin	Composi-tight matrix system	Palodent contact matrix
			
			






11:23 am    Vo 4G LTE2 22%




Close **Participants (18)**

 Search

























































	Ayisha Siddiqua (me)	  >
	Anupama R (host)	   >
	H. Pavithra	  >
	Manjiri Honap	  >
	Manu Unnikrishnan	  >
	Naafia Fathima	  >
	namarrathaa sre	  >
	Nawin subhaganesh	  >
	Neha Naomi	  >
	Nehrthika Kumaresan	  >
	Padmajaa Krishnan	  >
	Pavithra lakshmi N	  >
	Pavithra Rajkumar	  >

[Invite](#)




  

11:23 am    VoLTE 4G LTE+ 21%

Close **Participants (18)**

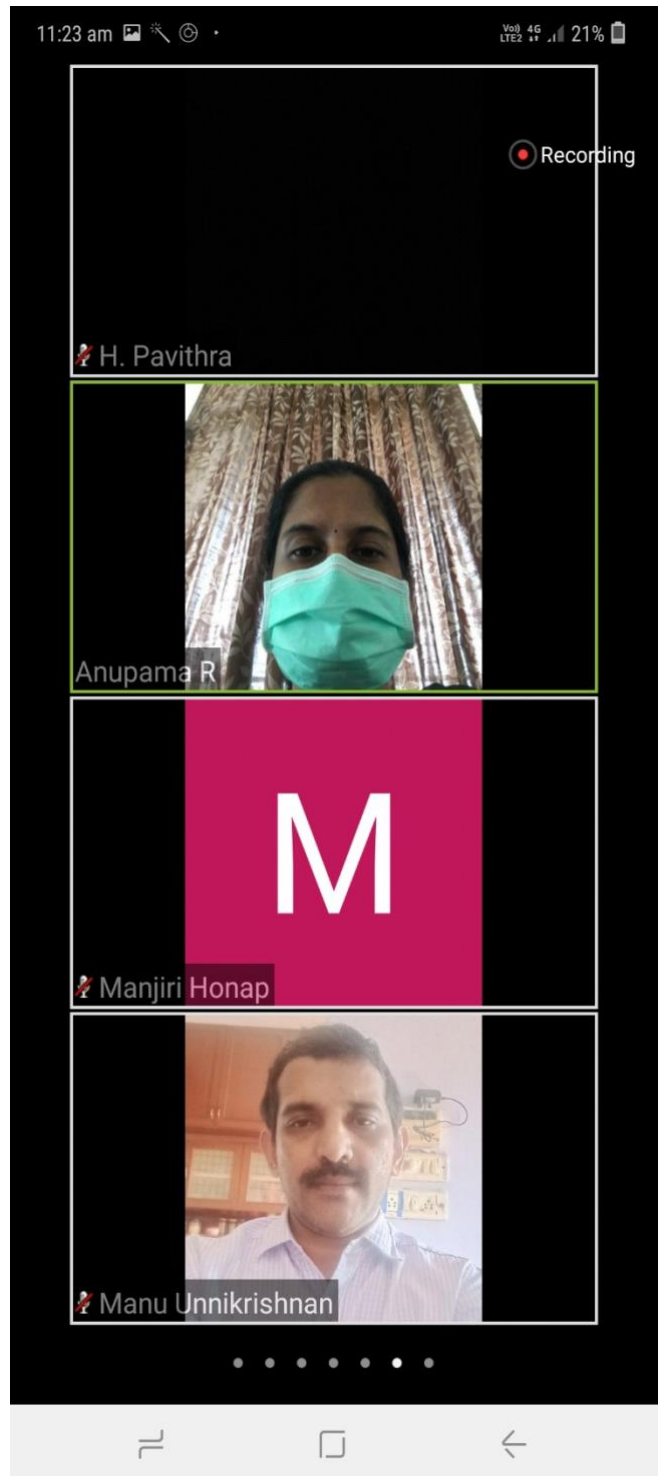
-  Manu Unnikrishnan   
-  Naafia Fathima   
-  NS namarrathaa sre   
-  Nawin subhaganesh   
-  NN Neha Naomi   
-  Nehrthika Kumaresan   
-  PK Padmajaa Krishnan   
-  PL Pavithra lakshmi N   
-  PR Pavithra Rajkumar   
-  PR Pavithra RathinaSwamy   
-  P Prasanth   
-  Priya Darshini   
-  Sadasiva Kadandale   
-  Senthil Kumar Kumarappan   


[Invite](#)





  







S





Jio 4G    67%  11:31 a.m.

  **D batch endo group**  
Dr, Dr, Dr, Dr, Dr, HOD, +91 6385 7...

Dr Anupama
Good morning all 8:29 am

Date: 25 - 6 - 2020

Clinical posting - Final year

Discussion Topic: Posterior composites


10.40am : videos will be shared





11.15 am: Topic discussion through zoom video meeting.


12.15 to 1.15: Self study

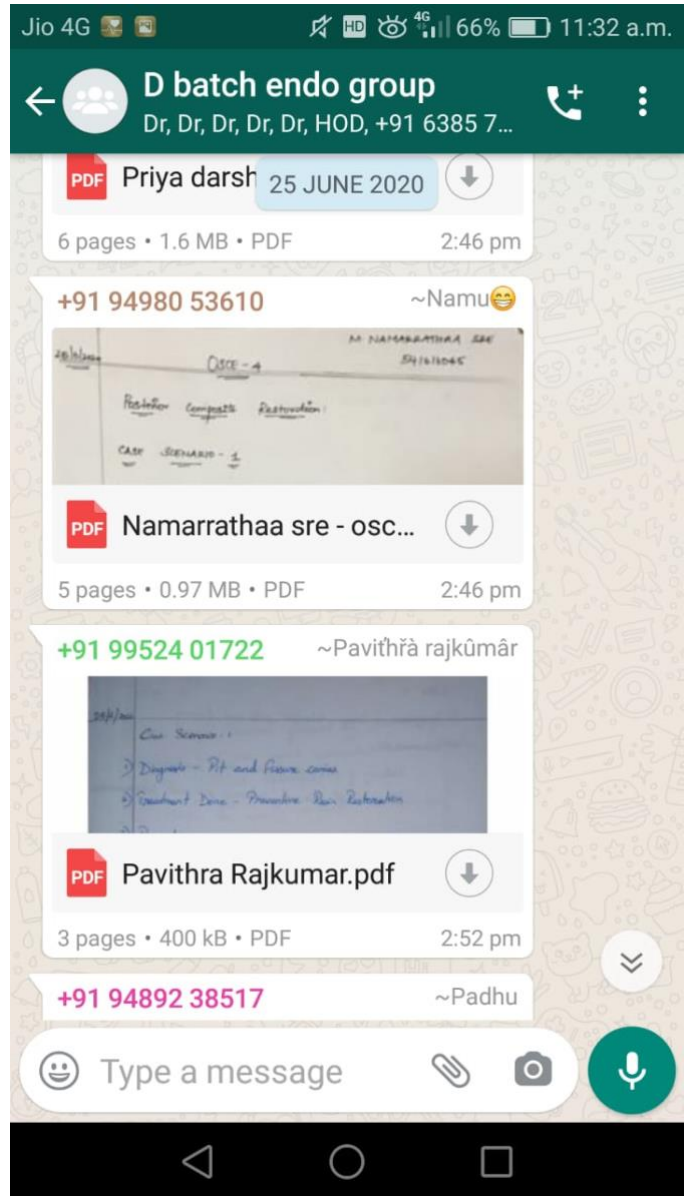
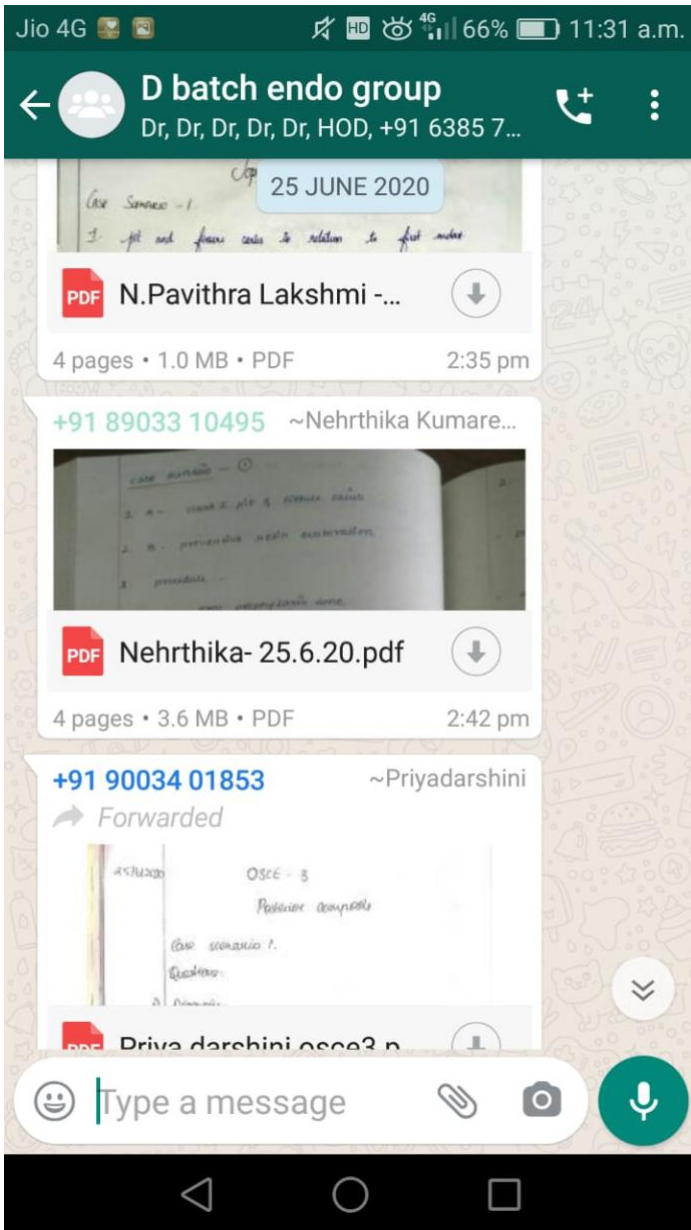
1.30 to 3.00 - OSCE 8:29 am

Dr Anupama



 | Type a message   






Jio 4G 66% 11:31 a.m.

D batch endo group
Dr, Dr, Dr, Dr, Dr, HOD, +91 6385 7...


4 pages • 2.9 MB • PDF 2:29 pm

+91 97100 45556 ~Dr. Pavithra H 🙋




PDF Pavithra.h osce poste... 4 pages • 1.5 MB • PDF 2:30 pm

+91 73055 20682 ~PaviRathinaSwamy



PDF Pavithra Rathinaswa... 8 pages • 1.6 MB • PDF 2:32 pm

+91 73959 50747 ~pavithralakshu



Type a message


Jio 4G 66% 11:31 a.m.

D batch endo group
Dr, Dr, Dr, Dr, Dr, HOD, +91 6385 7...

This message 25 JUNE 2020 2:19 pm


+91 75502 44607 ~prasanth

Forwarded



PDF Prasanth OSCE3(1).pdf 3 pages • 847 kB • PDF 2:28 pm

+91 87540 58754 ~Neha Naomi



PDF Neha posterior comp... 4 pages • 2.9 MB • PDF 2:29 pm

+91 97100 45556 ~Dr. Pavithra H 🙋

Type a message

DEPARTMENT OF CONSERVATIVE DENTISTRY AND
ENDODONTICS

Attendance Report

Date: 26.06.2020

IVB.D.S. (2016-17 Batch)

Staff: Dr.Manjiri Honap

Timings: 11:15-12:00

Manjiri Honap is inviting you to a scheduled Zoom meeting.

Topic: IV BDS CLINICAL POSTING - WEDGING TECHNIQUES

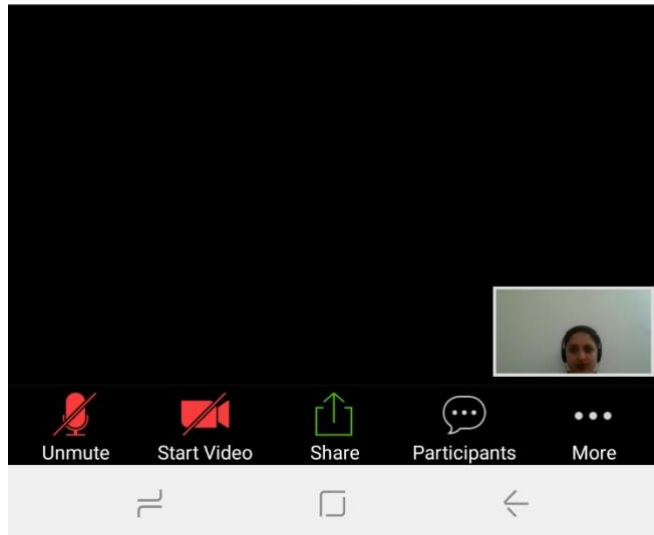
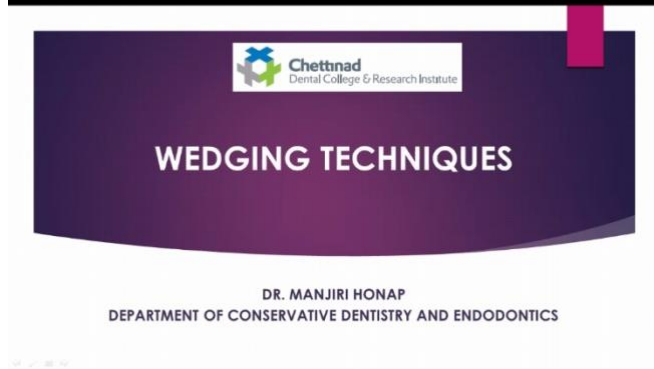
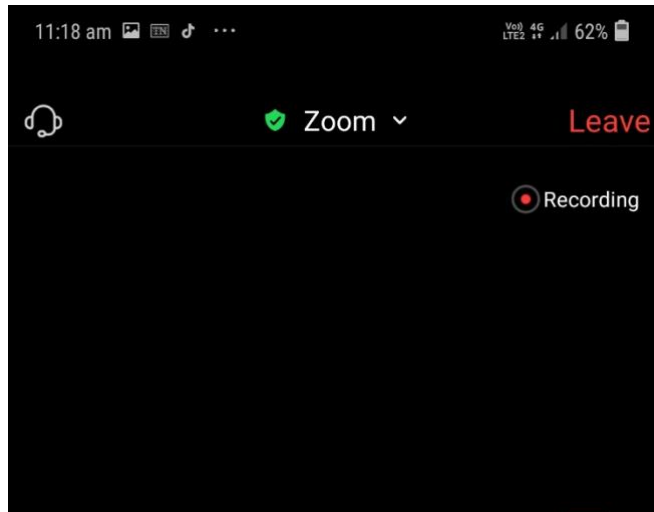
Time: Jun 26, 2020 11:15 AM India

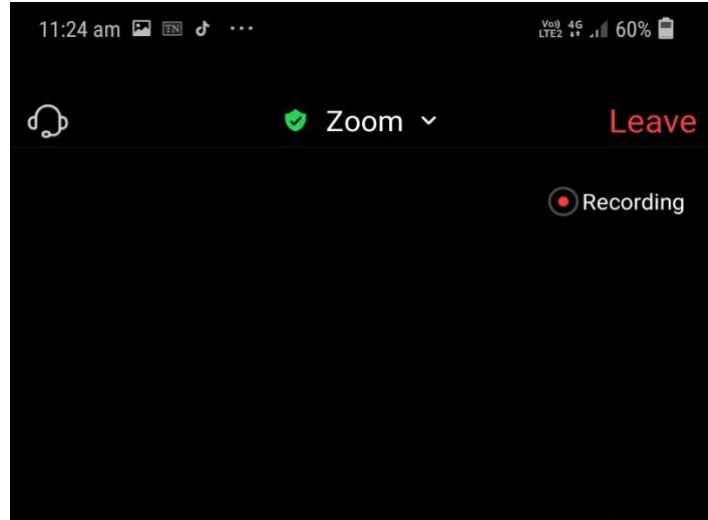
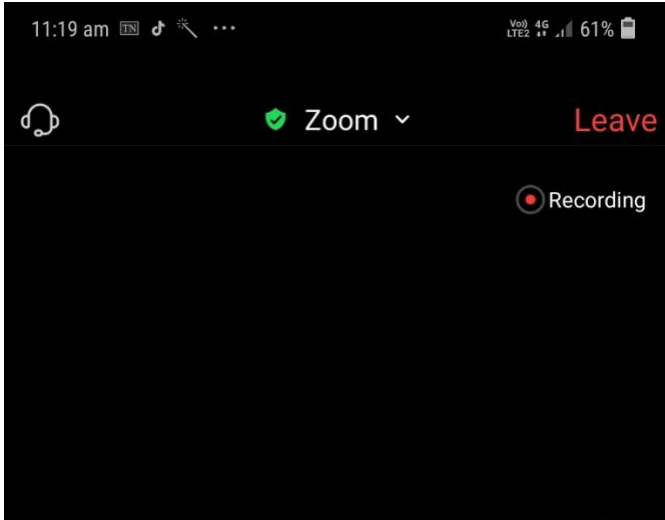
Join Zoom Meeting

<https://us04web.zoom.us/j/71575716177?pwd=alF2YzdveVl6cnlxcUhWdGtFeXJEZz09>

Meeting ID: 715 7571 6177

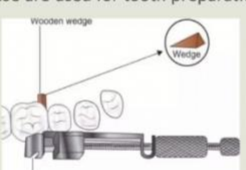
Password: CDCRI





WEDGE

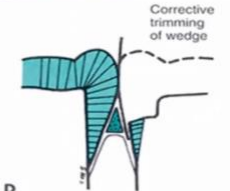
Wedges are devices which are usually preferred for rapid tooth separation. These are used for tooth preparation and restoration



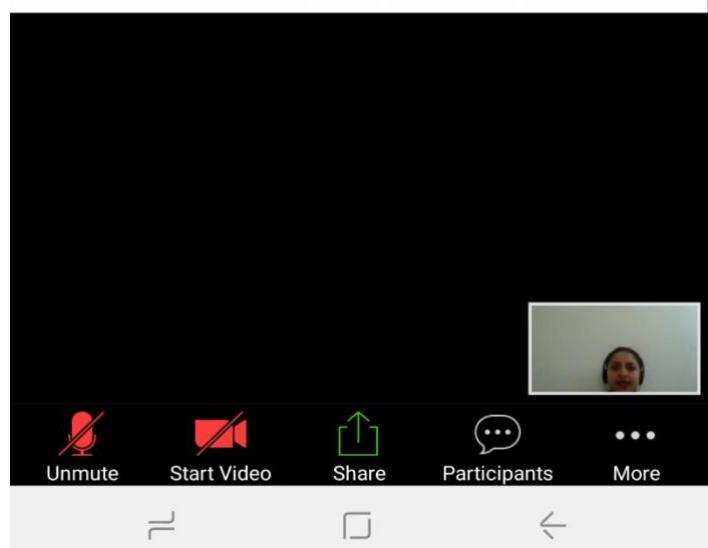
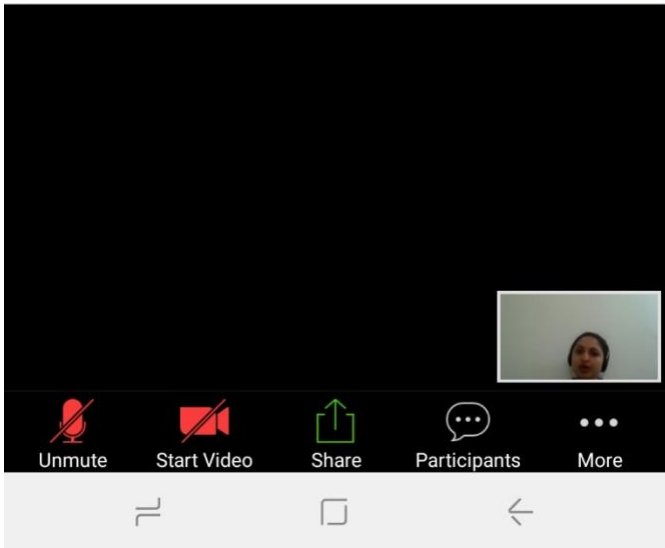
Wooden wedge
Wedge
Slot facing gingivally

Available in two shapes

- ▶ 1. Triangular 2. Round
- ▶ 1. Triangular wedge i. Most commonly used ii. Has Apex and the base iii. Apex of the wedge usually lies in gingival portion of the contact area iv. Base lies in contact with gingiva.
- ▶ 2. Round wedge i. Not so commonly used ii. Made from wooden tooth picks by trimming the apical portion iii. It has uniform shape iv. Used in class II tooth preparations



Corrective trimming of wedge










































11:24 am

Vol 4G LTE2 60%





Close **Participants (18)**

Search

























































-  Ayisha Siddiqua (me)   >
-  Manjiri Honap (host)   >
-  Anupama R   >
-  H. Pavithra   >
-  Manu Unnikrishnan   >
-  Naafia Fathima   >
-  Namarrathaa Sre   >
-  Neha Naomi   >
-  Nehrthika Kumaresan   >
-  Padmajaa Krishnan   >
-  Pavithra lakshmi N   >
-  Pavithra Rajkumar   >
-  Pavithra RathinaSwamy   >

Invite






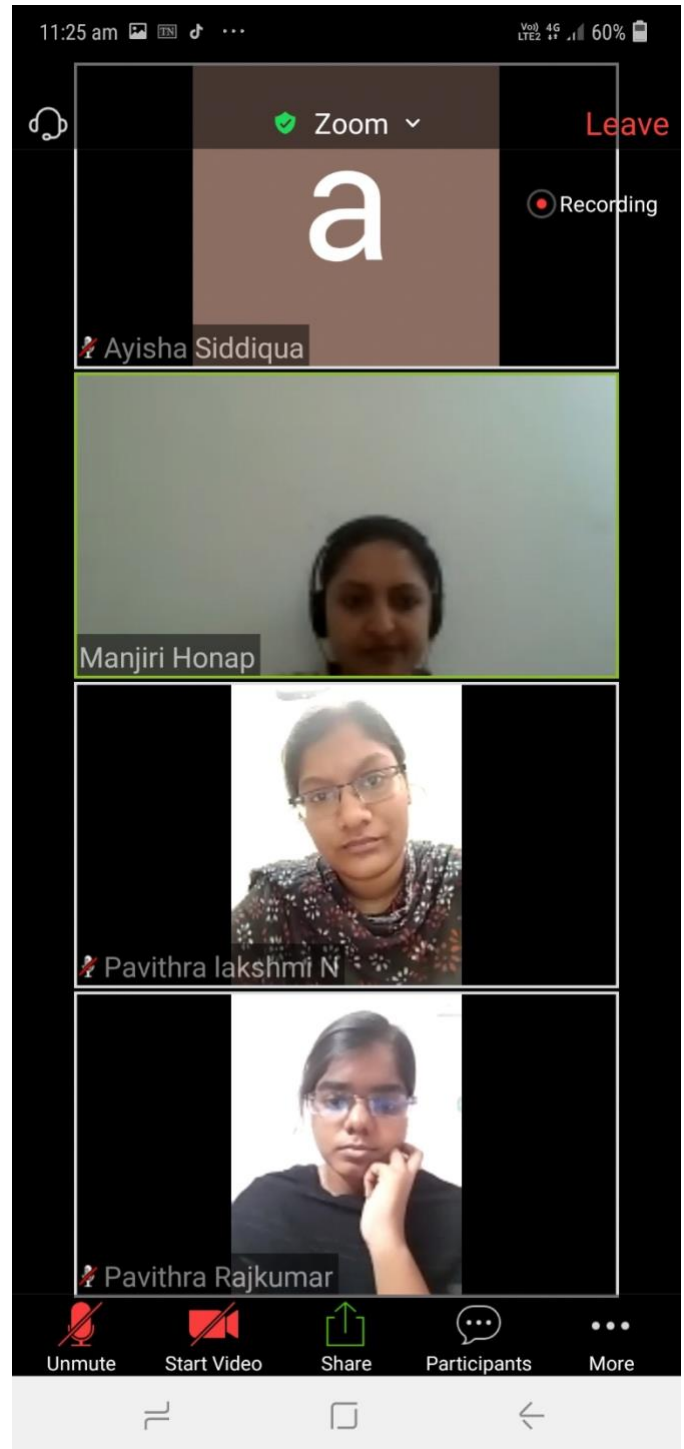
11:24 am     Vol 4G 60%

Close **Participants (18)**

-  Manu Unnikrishnan   
-  Naafia Fathima   
-  Namarrathaa Sre   
-  Neha Naomi   
-  Nehrthika Kumaresan   
-  Padmajaa Krishnan   
-  Pavithra lakshmi N   
-  Pavithra Rajkumar   
-  Pavithra RathinaSwamy   
-  Prabhavathi.s   
-  Prasanth   
-  PRIYADARSHINI   
-  Sadasiva Kadandale   
-  Senthil Kumar Kumarappan   

[Invite](#)



11:25 am Vo 4G LTE2 60%

Zoom

Leave

Recording

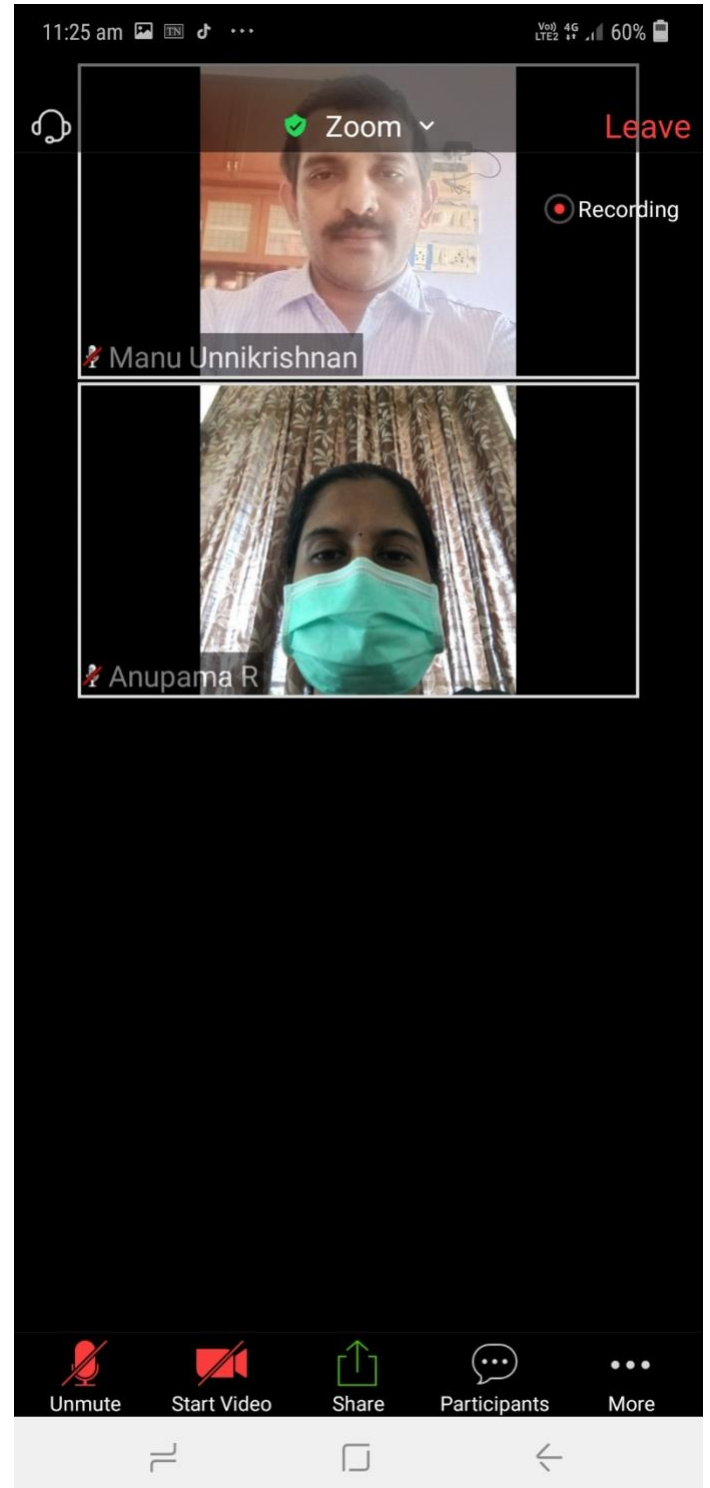
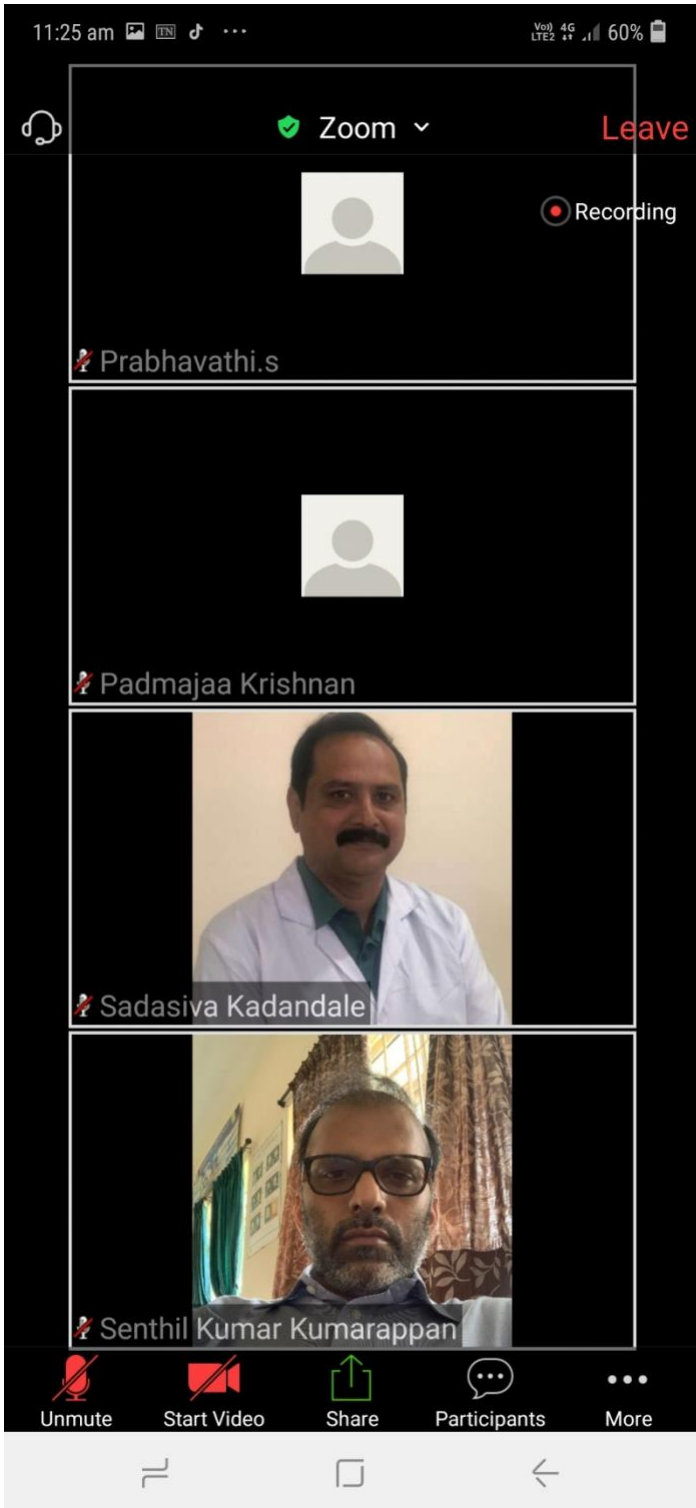
Neha Naomi





H. Pavithra




Prasanth

Pavithra RathinaSwamy

Unmute Start Video Share Participants More



Jio 4G    53%  4:24 p.m.

←  **D batch endo group**  
Dr, Dr, Dr, Dr, Dr, HOD, +91 6385 7...

8:33 am

Date: 26-6-2020

Clinical posting - Final year

Discussion Topic: Wedging techniques


8.40am : videos will be shared

11.15 am: Topic discussion through zoom video meeting.





12.15 to 1.15: Self study

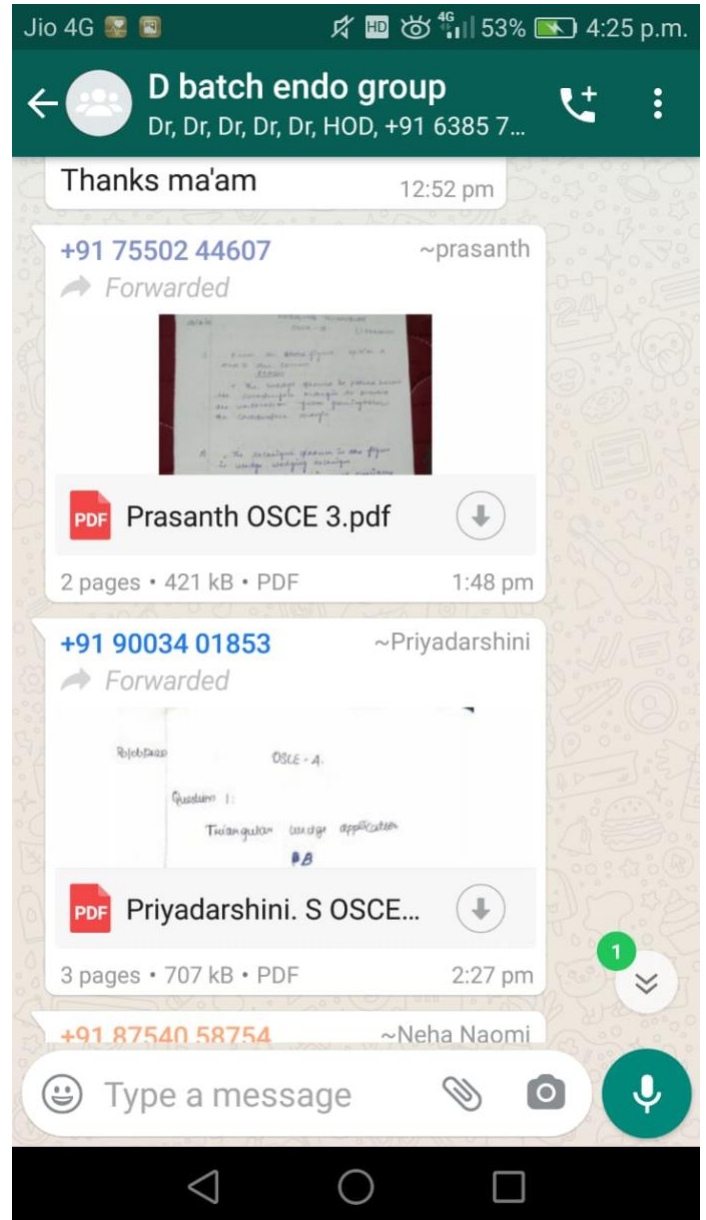
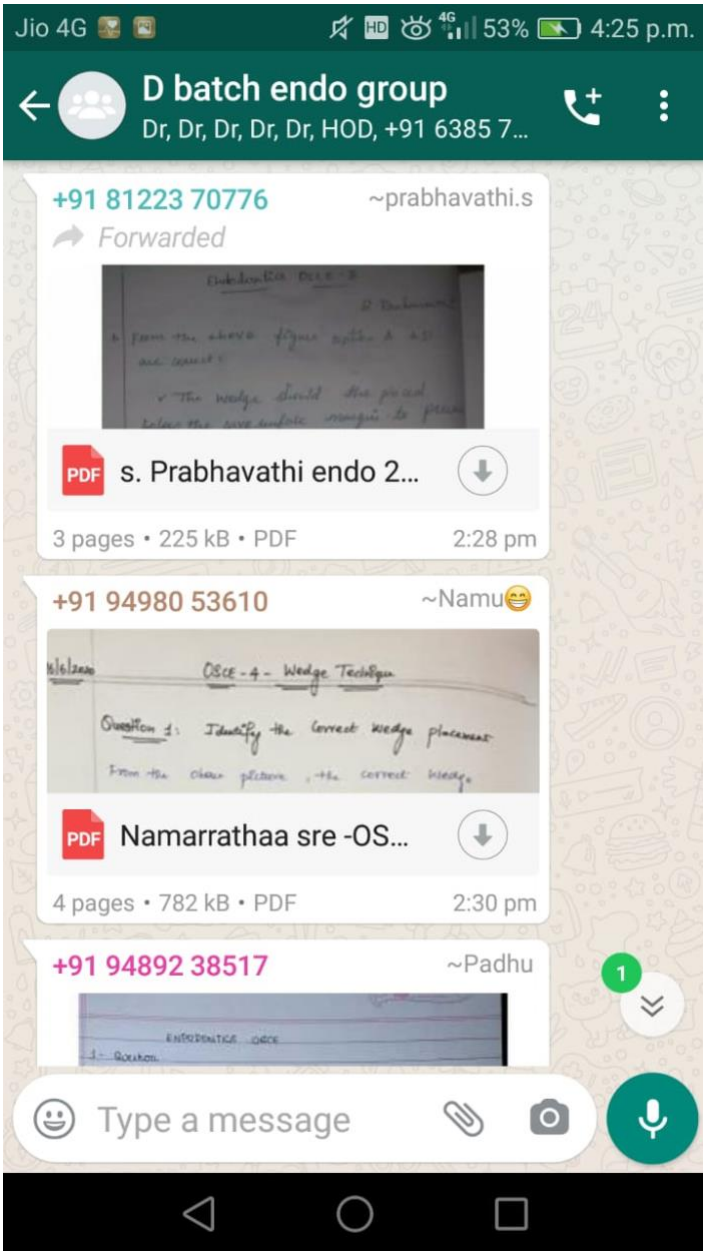
1.30 to 3.00: OSCE Test 8:33 am

Dr Manjiri Honap

 **Join our Cloud HD Video Meeting**
Zoom is the leader in moder...
us04web.zoom.us

Manjiri Honap is inviting you to a scheduled Zoom meeting.

 Type a message   




Jio 4G 54% 4:25 p.m.

D batch endo group
Dr, Dr, Dr, Dr, Dr, HOD, +91 6385 7...

2 pages • 351 kB • PDF YESTERDAY 2:35 pm


+91 97100 45556 ~Dr. Pavithra H 🙋



PDF Pavithra.H osce 26-Ju... 2:43 pm

2 pages • 724 kB • PDF

+91 79042 03079 ~Naafia Fathima



PDF Nafia osce.pdf 2:45 pm

3 pages • 594 kB • PDF

+91 73055 20682 ~PaviRathinaSwamy 1

This message was deleted 2:49 pm

Type a message

Jio 4G 54% 4:25 p.m.

D batch endo group
Dr, Dr, Dr, Dr, Dr, HOD, +91 6385 7...


PDF Nafia osce.pdf 2:45 pm

3 pages • 594 kB • PDF

+91 73055 20682 ~PaviRathinaSwamy

This message was deleted 2:49 pm

+91 73055 20682 ~PaviRathinaSwamy



PDF Pavithra Rathinaswa... 2:51 pm

3 pages • 612 kB • PDF

Dr Manjiri Honap

+91 75502 44607

Prasanth OSCE 3.pdf (2 pages)

Q5 is about diamond wedges 4:19 pm 1


Dr Manjiri Honap

Type a message

Jio 4G 53% 4:25 p.m.

D batch endo group
Dr, Dr, Dr, Dr, Dr, HOD, +91 6385 7...


+91 94892 38517 YESTERDAY ~Padhu



ENTODONTICS - WEDGE
1- Question
The first picture - A is correct and the picture B is
right - this is because the placement of wedge is
placed in such a way that it provide retention from
compaction or slanting

PDF padmajaa endo osce...
2 pages • 625 kB • PDF 2:33 pm


+91 73959 50747 ~pavithralakshu



QUESTION - 1:
Correct wedge placement - B and D

PDF N.Pavithra Lakshmi- C...
3 pages • 758 kB • PDF 2:35 pm

+91 99524 01722 ~Pavithra rajkumar



Triangular Wedge Application - (1)


Type a message

Jio 4G 53% 4:25 p.m.

D batch endo group
Dr, Dr, Dr, Dr, Dr, HOD, +91 6385 7...

PDF Priyadarshir YESTERDAY
3 pages • 707 kB • PDF 2:27 pm


+91 87540 58754 ~Neha Naomi



Wedging technique
1) A and B
Below the coronal face
wedge placement

PDF Neha endo wedges o...
3 pages • 608 kB • PDF 2:27 pm

+91 89033 10495 ~Nehrthika Kumare...



QUESTION - 2
A and B are incorrect placed wedges.
Wedge should be tapered from the apex
gingival embrasure and placed below the
gingival coronal margin.

PDF Nehrthika- 26.6.20.pdf
2 pages • 1.8 MB • PDF 2:28 pm

+91 81223 70776 ~prabhavathi.s

Type a message

Department of Conservative Dentistry & Endodontics

Attendance Report

Date: 27.06.2020

IV B.D.S. (2016-2017 Batch)

Staff: Dr. K. Senthil kumar

Timings: 11 am to 11:45 am

Senthil Kumar Kumarappan is inviting you to a scheduled
Zoom meeting.

Topic: Final year posting discussion

Time: Jun 27, 2020 11:00 AM Mumbai, Kolkata, New Delhi

Join Zoom Meeting

https://us04web.zoom.us/j/3225943888?pwd=y_BFHILDzEywFcjDGTYEzw3yq_RA-qo

Meeting ID: 322 594 3888

Password: welcome

No of participants:17

11:34 am  VoLTE 4G LTE2 42% 

  Zoom  Leave

 Recording



 **Chettinad**
Dental College & Research Institute

COMPLEX AMALGAM RESTORATION

The diagram illustrates a chemical process for amalgam restoration. It features a Bunsen burner heating a flask on a stand, which is connected via a red tube to a test tube containing a yellow liquid. This test tube is further connected to a beaker on a magnetic stirrer. A final tube leads to a flask containing a purple liquid, which is being stirred. The entire setup is on a blue background.


 Unmute  Start Video  Share  Participants  More



11:35 am 4G LTE 41%


Zoom Leave

Recording



COMPLEX AMALGAM RESTORATION

- ▶ Used to **replace** missing tooth structure of teeth that have **fractured** or are **severely involved with caries** or existing restorative material.
- ▶ Usually **involve** the replacement of **one or more missing cusps**, and often, they utilize a **bonding technique**.

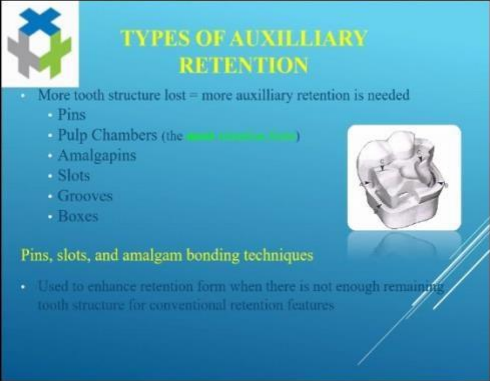


Unmute Start Video Share Participants More

11:43 am 4G LTE 40%


Zoom Leave

Recording



TYPES OF AUXILLIARY RETENTION







- More tooth structure lost = more auxilliary retention is needed
 - Pins
 - Pulp Chambers (the **most common form**)
 - Amalgapins
 - Slots
 - Grooves
 - Boxes






Pins, slots, and amalgam bonding techniques

- Used to enhance retention form when there is not enough remaining tooth structure for conventional retention features

Unmute Start Video Share Participants More

11:51 am     Vol 4G LTE2  39% 

 Zoom  Leave


 Recording


TOOTH PREPARATION






Pin-Retained Amalgam Restorations




Pin-retention may be indicated if:




- ▶ If the extension from a **primary groove** includes **one half** or **more** of **cuspal incline** → **capping the cusp**.
- ▶ When the **facial** or **lingual** extension **exceeds two thirds** the distance from **primary groove** toward the cusp tip.
- ▶ When facial-lingual extension of the occlusal preparation exceeds **two thirds** the distance between **facial** and **lingual** cusp tips.













































 Unmute  Start Video  Share  Participants  More




11:42 am    ... VoLTE 4G LTE2 40%

Close **Participants (17)**

🔍 Search

-  Ayisha Siddiqua (me)   >
-  Senthil Kumar Kumarap... (host)    >
-  Anupama R   >
-  H. Pavithra   >
-  Manjiri Honap   >
-  Manu Unnikrishnan   >
-  Naafia Fathima   >
-  Namarrathaa Sre   >
-  Neha Naomi   >
-  Nehrthika Kumaresan   >
-  padmajaa   >
-  Pavithra lakshmi N   >
-  Pavithra Rajkumar   >

[Invite](#)











































  

11:42 am

VoLTE 4G LTE2 40%

Close

Participants (17)

-  H. Pavithra  
-  Manjiri Honap  
-  Manu Unnikrishnan  
-  Naafia Fathima  
-  Namarrathaa Sre  
-  Neha Naomi  
-  Nehrthika Kumaresan  
-  padmajaa  
-  Pavithra lakshmi N  
-  Pavithra Rajkumar  
-  Pavithra RathinaSwamy  
-  Prabhavathi.s  
-  Prasanth  
-  Priya Darshini  

Invite





11:42 am VoLTE 4G LTE2 40%

Recording




Neha Naomi


Nehrthika Kumaresan


Pavithra RathinaSwamy


padmajaa





11:42 am    ...


Zoom  Leave






 Recording





padmajaa





Namarrathaa Sre




Prasanth



Pavithra Rajkumar


 Unmute  Start Video  Share  Participants  More


  


11:42 am    ... VoIP 4G LTE2 40%


 Zoom  Leave






 Recording




 Prabhavathi.s


Senthil Kumar Kumarappan

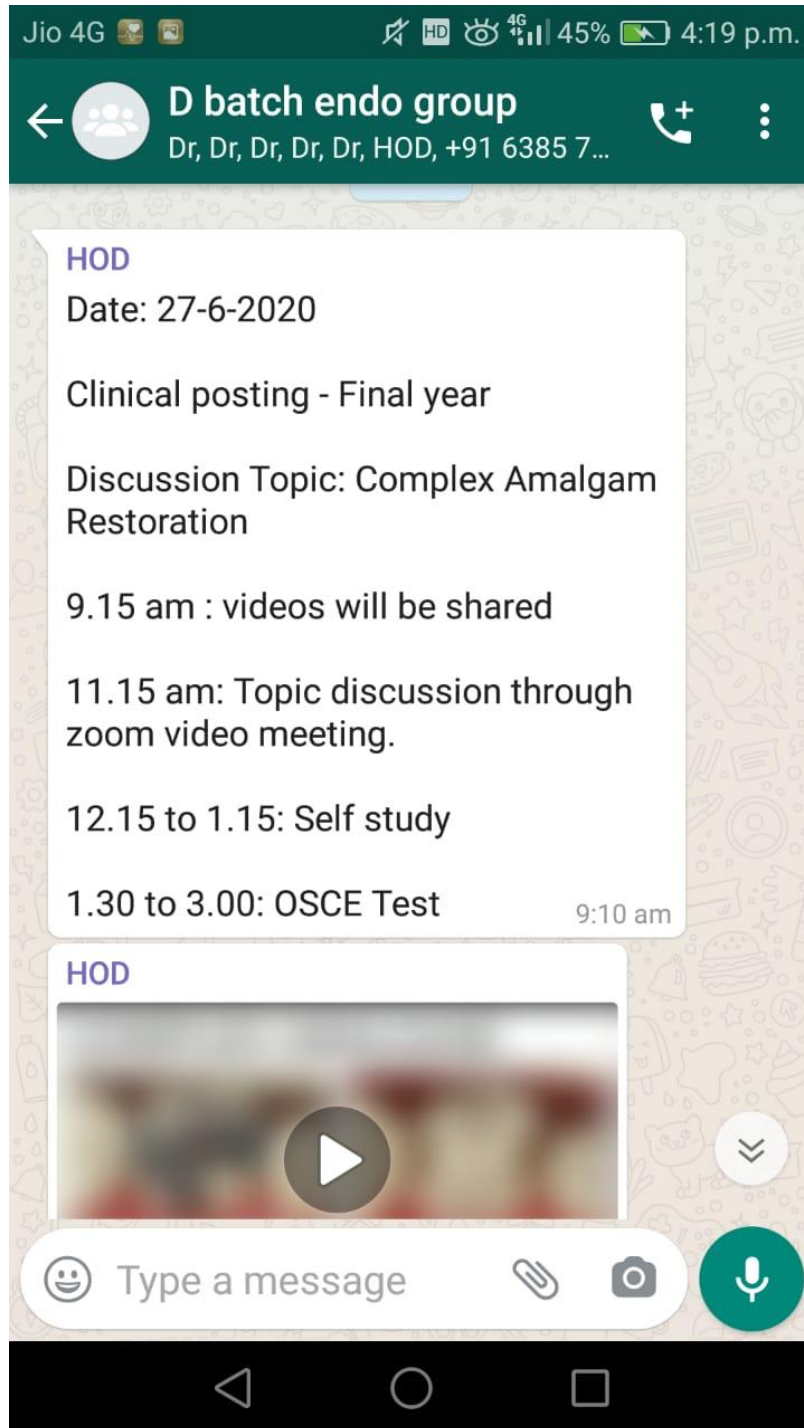

Manu Unnikrishnan





 Manjiri Honap



 Unmute  Start Video  Share  Participants  More



  








Jio 4G    71%  4:34 p.m.

  **D batch endo group**
Dr, Dr, Dr, Dr, Dr, HOD, +91 6385 7...


+91 90034 01853 ~Priyadarshini
Forwarded





 **S. Priyadarshini OSCE...** 

5 pages • 1.3 MB • PDF 3:41 pm





+91 94980 53610 ~Namu 😊









 **Namarrathaa sre - osc...** 



4 pages • 640 kB • PDF 3:54 pm


+91 87540 58754 ~Neha Naomi



 Type a message   

Jio 4G    74%  4:34 p.m.

  **D batch endo group**
Dr, Dr, Dr, Dr, Dr, HOD, +91 6385 7...


 





 **prasanth OSCE 4.pdf** 

4 pages • 3.6 MB • PDF 4:15 pm


+91 94892 38517 ~Padhu





 **osce 4 Padmajaa.pdf** 





4 pages • 1.8 MB • PDF 4:15 pm

+91 99524 01722 ~Pavithra rajkumar



 **Pavithra Rajkumar.pdf** 

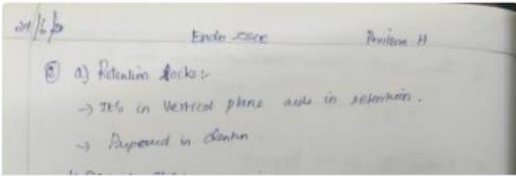
4 pages • 558 kB • PDF 4:24 pm

 Type a message   

Jio 4G 71% 4:34 p.m.

D batch endo group
Dr, Dr, Dr, Dr, Dr, HOD, +91 6385 7...


+91 97100 45556 ~Dr. Pavithra H 🙋



PDF Pavithra.H osce..pdf

3 pages • 1.5 MB • PDF 4:01 pm

+91 79042 03079 ~Naafia Fathima




PDF Naafiaa endo osce.pdf

3 pages • 797 kB • PDF 4:11 pm

+91 75502 44607 ~prasanth

Forwarded



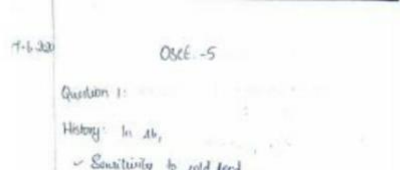
Type a message

Jio 4G 71% 4:34 p.m.

D batch endo group
Dr, Dr, Dr, Dr, Dr, HOD, +91 6385 7...

+91 90034 01853 ~Priyadarshini


Forwarded



PDF S. Priyadarshini OSCE...

5 pages • 1.3 MB • PDF 3:41 pm

+91 94980 53610 ~Namu 😊



PDF Namarrathaa sre - osc...

4 pages • 640 kB • PDF 3:54 pm

+91 87540 58754 ~Neha Naomi

Type a message