

## DEPARTMENT OF PEDODONTICS & PREVENTIVE DENTISTRY



### Final Year BDS Summary Report E-Class

S.NO	DATE	LECTURE TOPIC	FACULTY	NO.OF STUDENTS PARTICIPATED
<b>D1 BATCH</b>				
1.	07.04.2020	INTERCEPTIVE ORTHODONTICS	DR.SENTHIL EAGAPPAN DR.DAYA SRINIVASAN	84

### E-Clinics

S.NO	DATE	CLINICAL DISCUSSION TOPIC	FACULTY	NO.OF STUDENTS PARTICIPATED
<b>D1 BATCH</b>				
1.	06.04.2020	STAINLESS STEEL CROWNS	DR.SENTHIL EAGAPPAN DR.DAYA SRINIVASAN, DR.DIVYA NATARAJAN, DR.DEVI CHANDRIKA	07
2.	07.04.2020	ORAL HABITS	DR.DEVI CHANDRIKA DR.DAYA SRINIVASAN, DR.SENTHIL EAGAPPAN, DR.DIVYA NATARAJAN	06
3.	08.04.2020	CLASS II CAVITY PREPARATION IN PRIMARY TEETH	DR.DAYA SRINIVASAN DR.SENTHIL EAGAPPAN, DR.DIVYA NATARAJAN, DR.DEVI CHANDRIKA	07
4.	09.04.2020	SEALANTS	DR.SENTHIL EAGAPPAN DR.DAYA SRINIVASAN, DR.DIVYA NATARAJAN, DR.DEVI CHANDRIKA	07


5.	10.04.2020	TOPICAL FLUORIDE APPLICATION	DR.DIVYA NATARAJAN DR.DAYA SRINIVASAN, DR.SENTHIL EAGAPPAN, DR.DEVI CHANDRIKA	06
<b>C2 BATCH</b>				
6.	11.04.2020	CHAIR SIDE BEHAVIOUR MANAGEMENT TECHNIQUES	DR.DEVI CHANDRIKA DR.DAYA SRINIVASAN, DR.SENTHIL EAGAPPAN, DR.DIVYA NATARAJAN	06

NAME OF E-REOSURCE PLATFORM	WEBLINK	USED FOR
ZOOM 	<a href="https://zoom.us/">https://zoom.us/</a>	THEORY CLASS CLINICAL CASE DISCUSSIONS ATTENDANCE
GOOGLE FORMS  Google Forms	<a href="https://docs.google.com/forms/u/0/">https://docs.google.com/forms/u/0/</a>	ASSIGNMENTS QUIZ ASSESSMENT AND GRADING

## DEPARTMENT OF PEDODONTICS & PREVENTIVE DENTISTRY

### FINAL YEARS E-CLINICS

Topic : Stainless steel crown  
Date : 06.04.2020  
Time : 11:30 am  
Faculty : Dr. Senthil Eagappan  
instructor  
Faculty : Dr. Daya, Dr.Divya and Dr. Devi  
attended  
Students : Final Years 7/7  
Batch : D1  
Absentee : Nil  
Platform : ZOOM



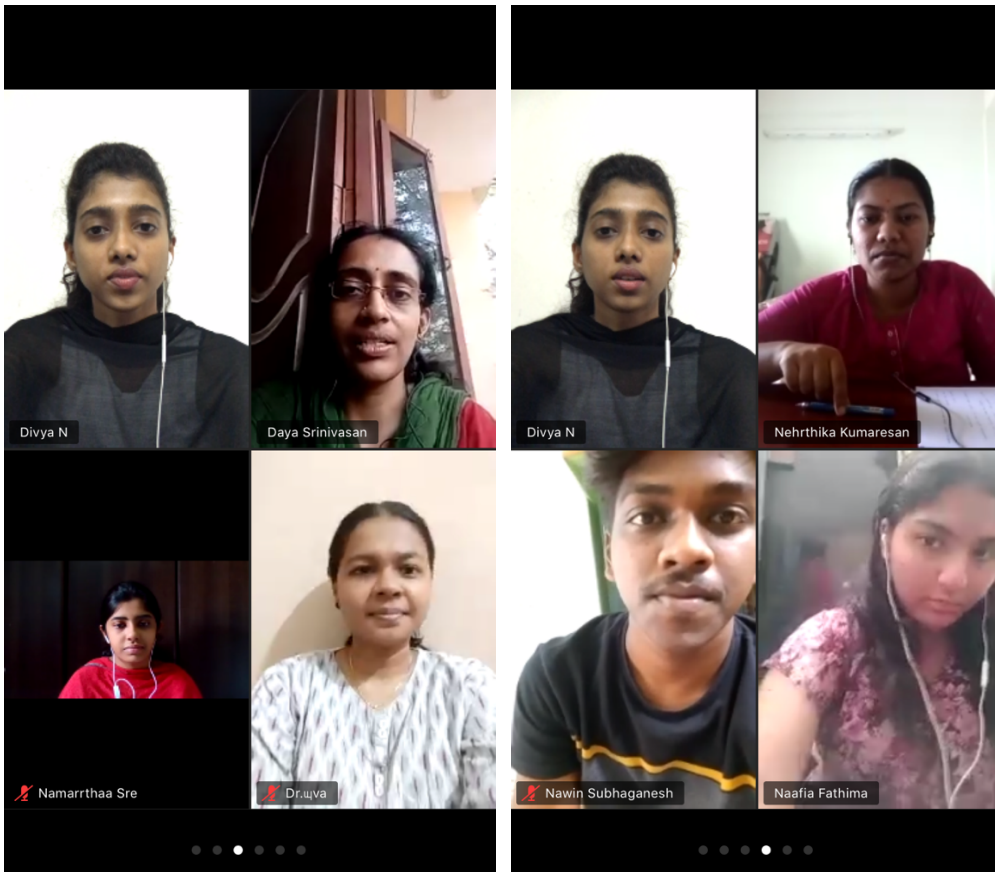
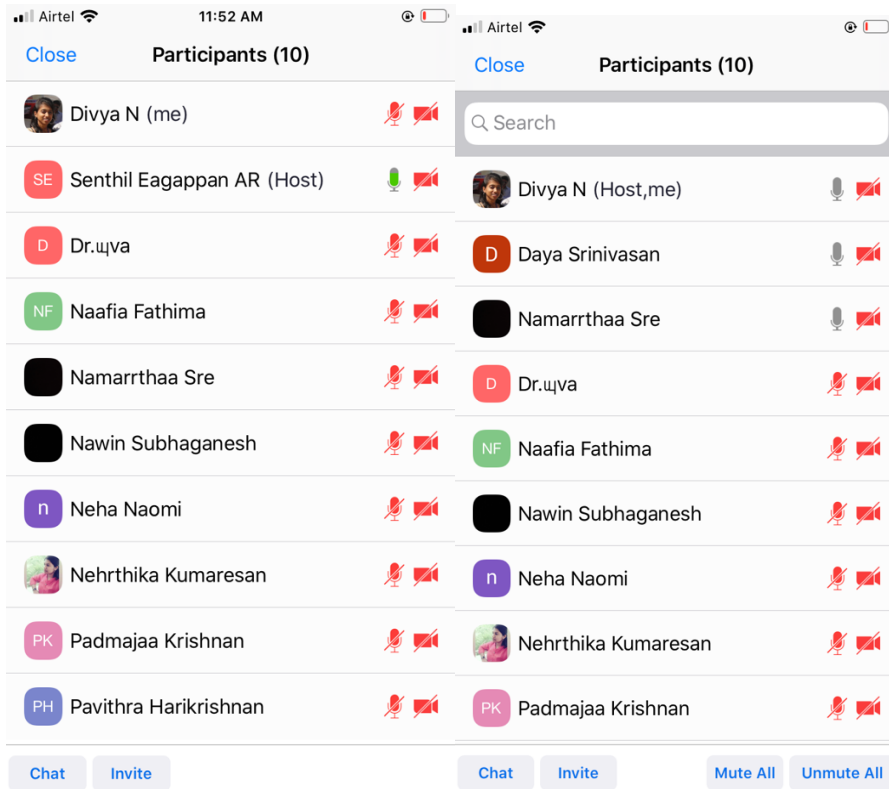
Senthil Eagappan AR is inviting you to a scheduled Zoom meeting.

Topic: Final Year E-Clinics Discussion -  
06.04.2020  
Time: Apr 6, 2020 11:30 AM India

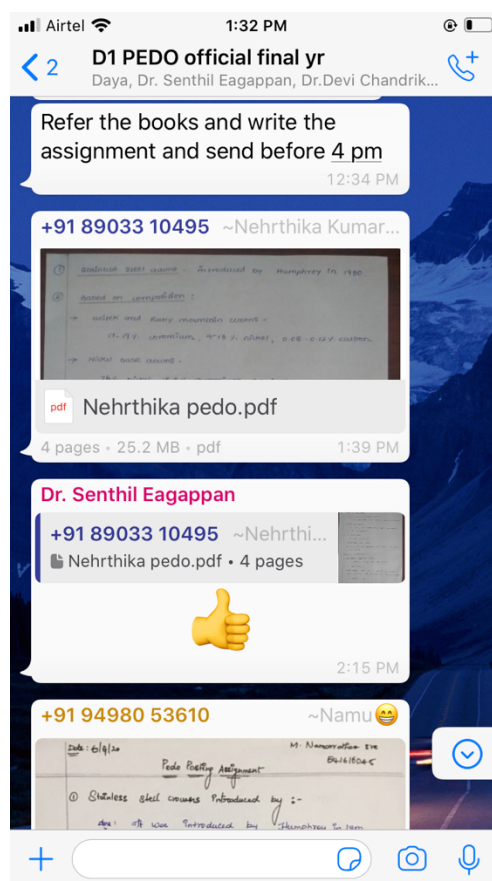
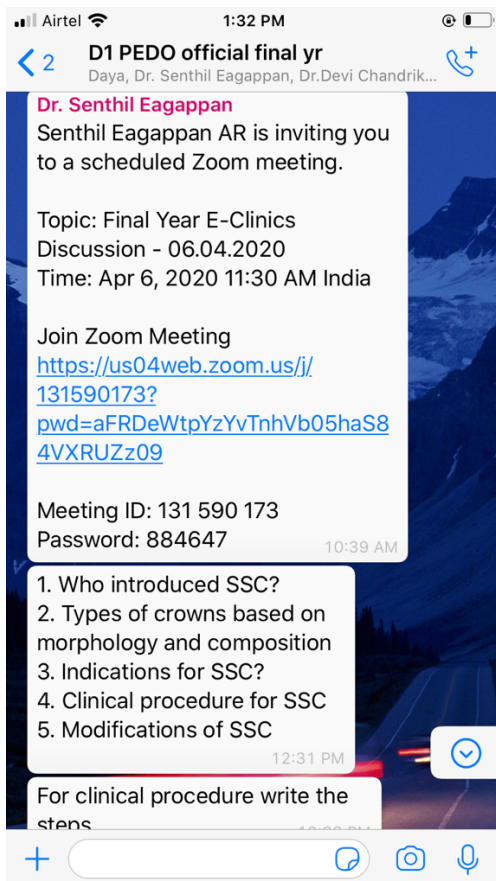
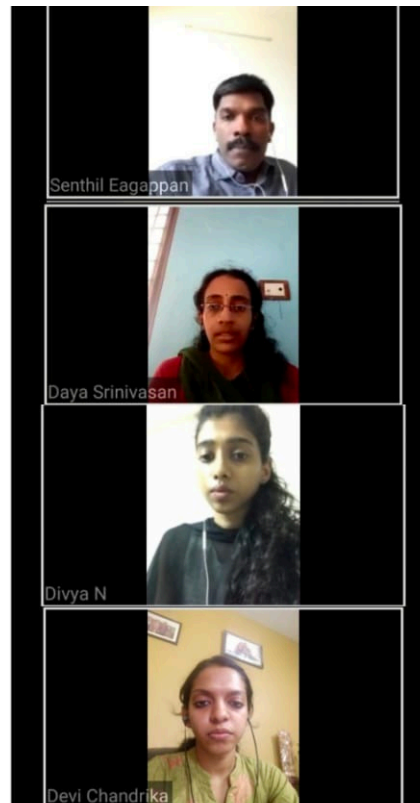
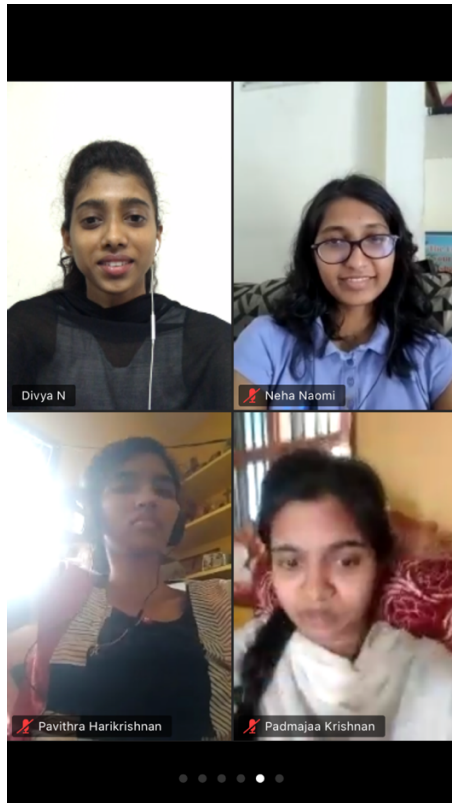
Join Zoom Meeting  
<https://us04web.zoom.us/j/131590173?pwd=aFRDeWtpYzYvTnhVb05haS84VXRUZz09>

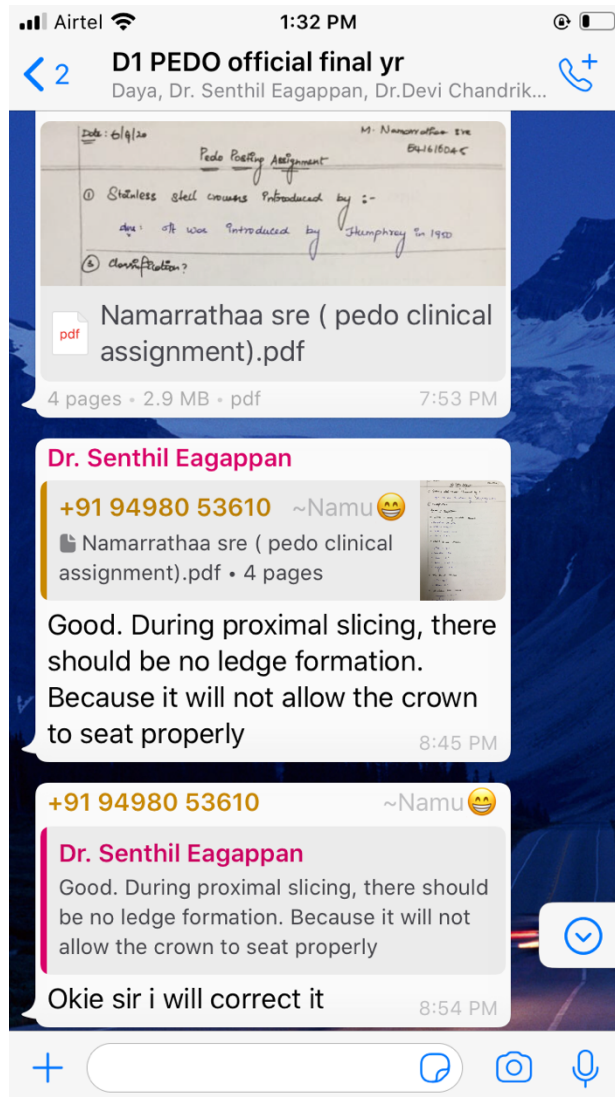
Meeting ID: 131 590 173












## DEPARTMENT OF PEDODONTICS & PREVENTIVE DENTISTRY

### FINAL YEARS E-CLASS

Topic : Interceptive Orthodontics  
 Date : 07.04.2020  
 Time : 09:30 to 10:30 am  
 Faculty : Dr. Senthil Eagappan  
 instructor  
 Faculty : Dr. Daya Srinivasan  
 attended  
 Students : Final Years Aug 19-20 77/78  
                   Final Years Feb 20-21 7/7  
 Batch : Final Years Aug 19-20  
                   Final Years Feb 20-21  
 Absentee : Final Years Aug 19-20 – Mr. Balaji  
 Platform : ZOOM



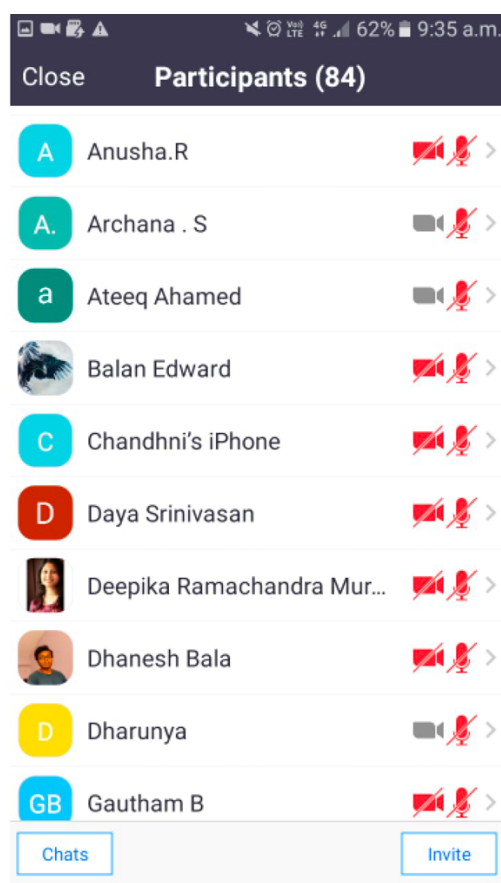
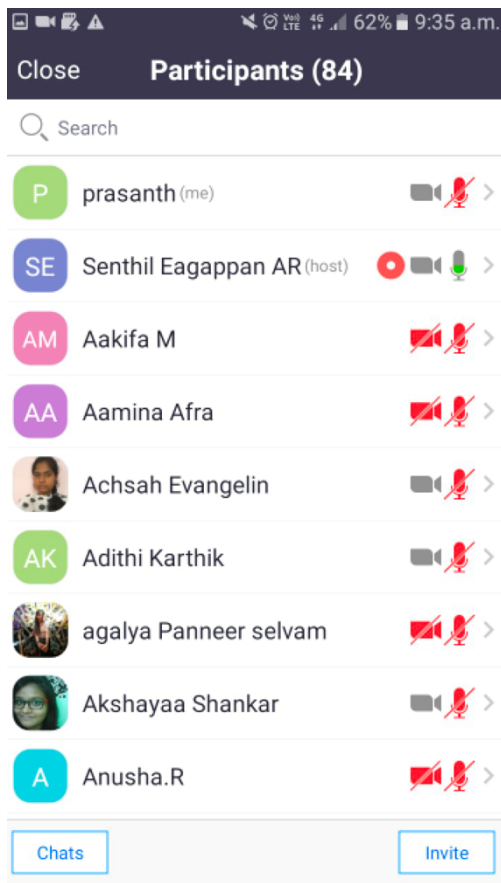
Senthil Eagappan AR is inviting you to a scheduled Zoom meeting.

Topic: Interceptive Orthodontics  
Time: This is a recurring meeting Meet anytime

Join Zoom Meeting  
<https://us04web.zoom.us/j/872985866>

Meeting ID: 872 985 866

6:52 AM





Close **Participants (84)**

GB	Gautham B			
GP	Gowtham PD			
	Harini Prabha			
	Harish P			
HR	Harish Raghav			
	Hema Suresh			
	Janani Suresh			
	Jaya Kumar			
JC	Jayabalan C			
	Jineesh M			

[Chats](#) [Invite](#)

Close **Participants (84)**

	Jineesh M			
	Johnvee S			
KR	Kadambari Ramaswamy			
KM	Kanchana Mala			
	Kauvya Karunanidhi			
	Kishan Kumar			
KR	Kudiarasi Rajendran			
	Lakshika Sree			
LC	Lalitha Choudhary			
	Logesh Ram			

[Chats](#) [Invite](#)

Close **Participants (84)**

	Logesh Ram			
	M Abinandhan			
M	M.Lakshmi Priya			
	Madhu Bala Sermarajan			
	Maha srinithi Selvaraj			
M	Meghana			
	Munira Begam			
NF	Naafia Fathima			
	Namarrthaa Sre			
	Nawin Subhaganesh			

[Chats](#) [Invite](#)

Close **Participants (84)**

	Nawin Subhaganesh			
N	Neha Naomi			
	Nehrthika Kumaresan			
PK	Padmajaa Krishnan			
	Padmajee Selvaraj			
PH	Pavithra Harikrishnan			
PL	Pavithra lakshmi N			
PR	Pavithra Rajkumar			
	Pavithra Rathinaswamy			
	Priya Darshini			

[Chats](#) [Invite](#)





Close **Participants (84)**

	Priya Darshini			>
	Priyanga Kumar			>
	Ragavi vijayan			>
	Rakshanaa Jeevan			>
	Ram Prasath			>
	Ramu Ganesan			>
	Ranjeni Srinivasan			>
	S.prabhavathi			>
	Sai Aditiya			>
	Sanjana Dev			>

[Chats](#) [Invite](#)

Close **Participants (84)**

	Sanjana Dev			>
	Santra Joseph			>
	Sathiya Ganesan			>
	Shindhuja N			>
	Shivani			>
	shruthi priya			>
	Shweta Ranjith			>
	Sneha D			>
	Sophia srikanth			>
	Sowmya Natarajan			>

[Chats](#) [Invite](#)

Close **Participants (84)**

	Sowmya Natarajan			>
	Sruthi S			>
	Subashini Natarajan			>
	Sureka Varatharaj			>
	Surya Nandakumar			>
	Tamil Selvan M D			>
	Thouseef Ahmed			>
	Varshini Venkat			>
	Vikneshwari Jayabalan			>
	Vikraman J			>

[Chats](#) [Invite](#)

Close **Participants (84)**

	Sureka Varatharaj			>
	Surya Nandakumar			>
	Tamil Selvan M D			>
	Thouseef Ahmed			>
	Varshini Venkat			>
	Vikneshwari Jayabalan			>
	Vikraman J			>
	Vishalini Mohan			>
	Vishnu Kumar			>
	Yuvarani Muthu Kumar			>

[Chats](#) [Invite](#)



Close **Participants (86)**

- AA Aamina Aitra
- Achsah Evangelin
- AK Adithi Karthik
- agalya Panneer selvam
- Akshayaa Shankar
- A Anusha.R
- A. Archana . S
- Arunachalesh Anbazhagan
- a Ateeq Ahamed
- Balan Edward

Chats Invite

Interceptive Orthodontics - E Test

\* Required

Email address \*

Your email \_\_\_\_\_

Who is the Father of Serial extraction \*

Bunon  
 Kjellgren  
 Nance

Which is not a indication for serial extraction \*

Class I Malocclusion  
 patient with straight profile and pleasing experience  
 Class II & Class III malocclusion  
 Mild to moderate tooth size-arch length discrepancy

Which is not a serial extraction method \*

Pedo final year (2019-20)  
Balan 3rd Year, Daya, Dr. Senthil Eagappa...

YESTERDAY

Dr. Senthil Eagappan  
Congratulations Gautham B, Archana S, Arunachalesh for scoring 10/10 in E-test  
9:47 PM

Out of 79 respondents  
3 scored 10/10  
37 scored in range of 7 - 9  
25 scored in range of 5 - 6.5  
14 scored less than 4  
9:52 PM

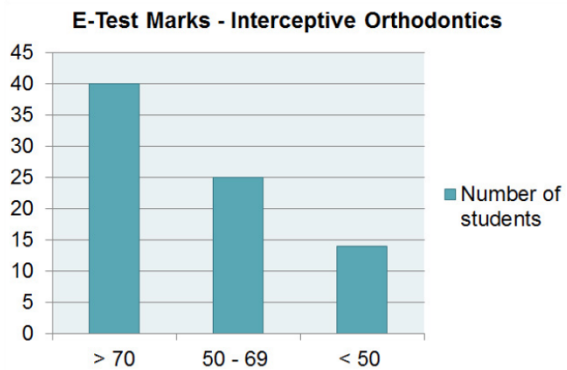
Dr. Senthil Eagappan

Which is not a indication for serial extraction \*

Class I Malocclusion  
 patient with straight profile and pleasing experience  
 Class II & Class III malocclusion  
 Mild to moderate tooth size-arch length discrepancy

Type a message

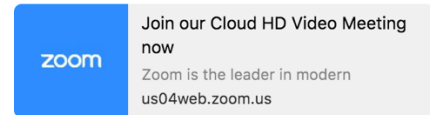
Dr. Senthil Eagappan



## DEPARTMENT OF PEDODONTICS & PREVENTIVE DENTISTRY

### FINAL YEARS E-CLINICS

Topic : Oral Habits  
 Date : 07.04.2020  
 Time : 11:30 am  
 Faculty : Dr. Devi Chandrika  
 instructor  
 Faculty : Dr. Daya, Dr. Senthil Eagappan  
 attended and. Dr.Divya  
 Students : Final Years 6/7  
 Batch : D1  
 Absentee : Mr.Nawin  
 Platform : ZOOM

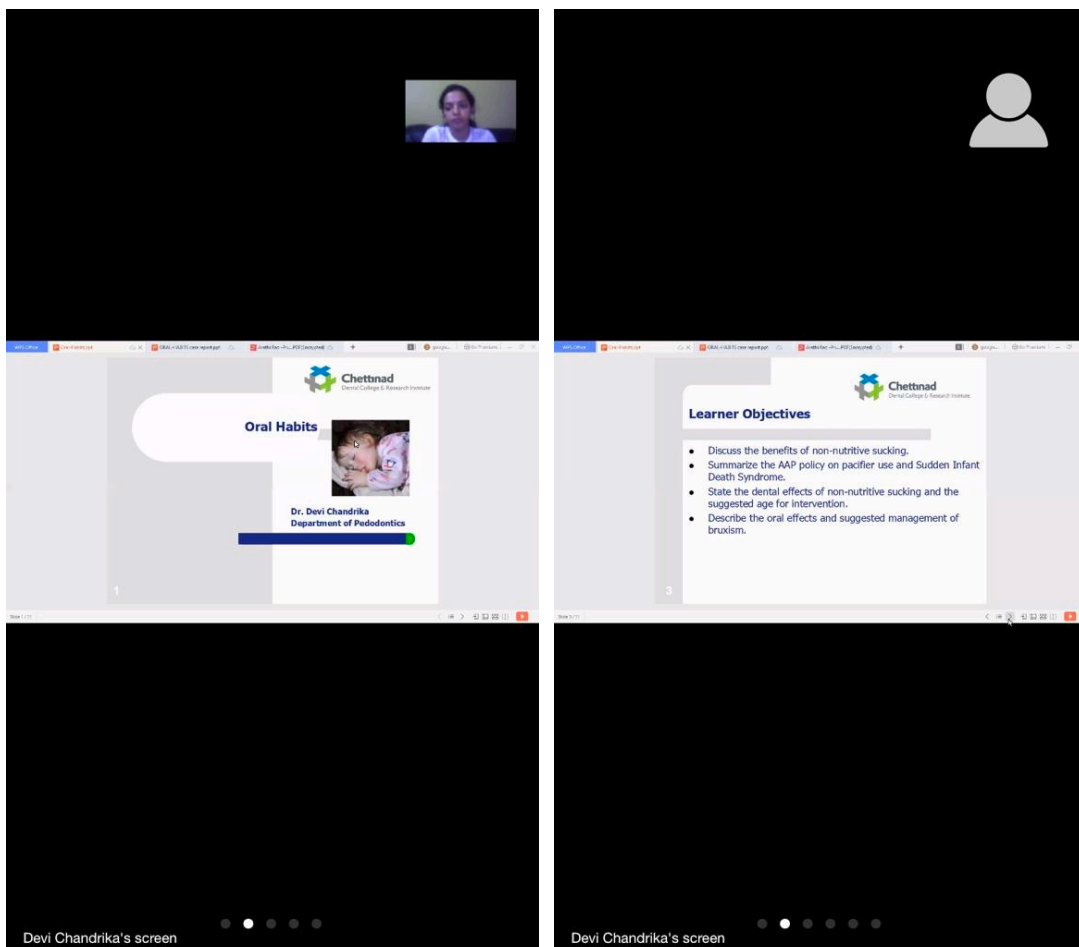


Devi Chandrika is inviting you to a scheduled Zoom meeting.

Topic: Final year clinical posting  
 Time: Apr 7, 2020 11:30 AM Mumbai, Kolkata,  
 New Delhi

Join Zoom Meeting  
[https://us04web.zoom.us/j/133735668?](https://us04web.zoom.us/j/133735668?pwd=FkCUKB-o6Ks)  
 pwd=FkCUKB-o6Ks

Meeting ID: 133 735 668



The image shows two screenshots of a Zoom meeting. The top-left screenshot shows a small video window of Dr. Devi Chandrika in the top right corner. The main screen displays a presentation slide titled 'Oral Habits' with a photo of a child and the text 'Dr. Devi Chandrika, Department of Pedodontics'. The top-right screenshot shows a small video window of a participant in the top right corner. The main screen displays a presentation slide titled 'Learner Objectives' with a list of bullet points.

**Oral Habits**

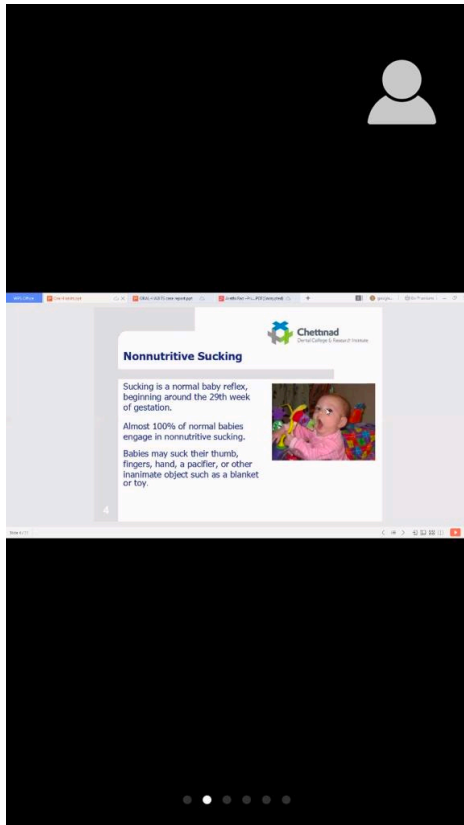
Dr. Devi Chandrika  
Department of Pedodontics

**Learner Objectives**

- Discuss the benefits of non-nutritive sucking.
- Summarize the AAP policy on pacifier use and Sudden Infant Death Syndrome.
- State the dental effects of non-nutritive sucking and the suggested age for intervention.
- Describe the oral effects and suggested management of bruxism.

Devi Chandrika's screen

Devi Chandrika's screen




**Nonnutritive Sucking**

Sucking is a normal baby reflex, beginning around the 29th week of gestation.

Almost 100% of normal babies engage in nonnutritive sucking.

Babies may suck their thumb, fingers, hand, a pacifier, or other inanimate object such as a blanket or toy.

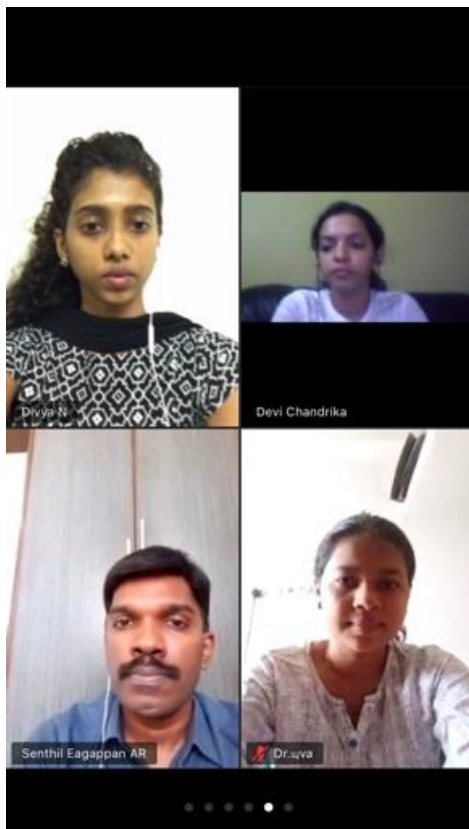



Divya N

Namarrthaa Sre

Daya Srinivasan

Devi Chandrika



Divya N

Devi Chandrika

Senthil Eagappan AR

Dr. Divya



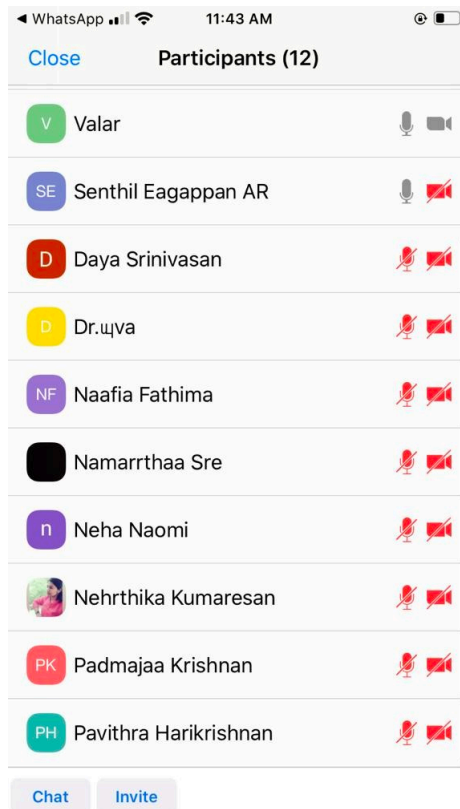
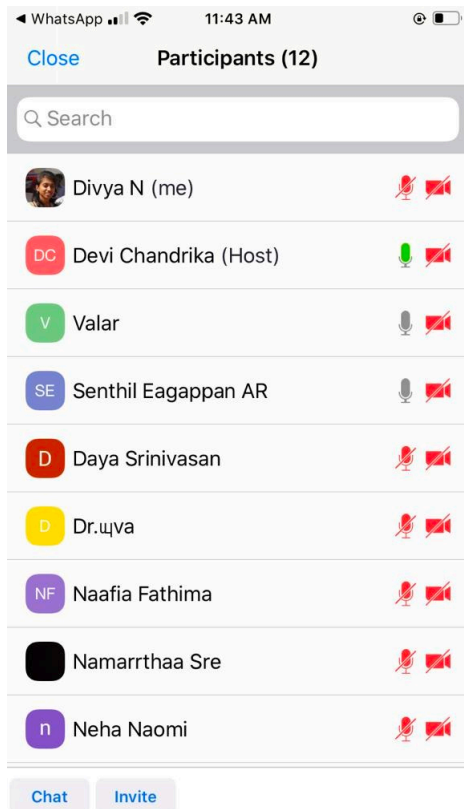
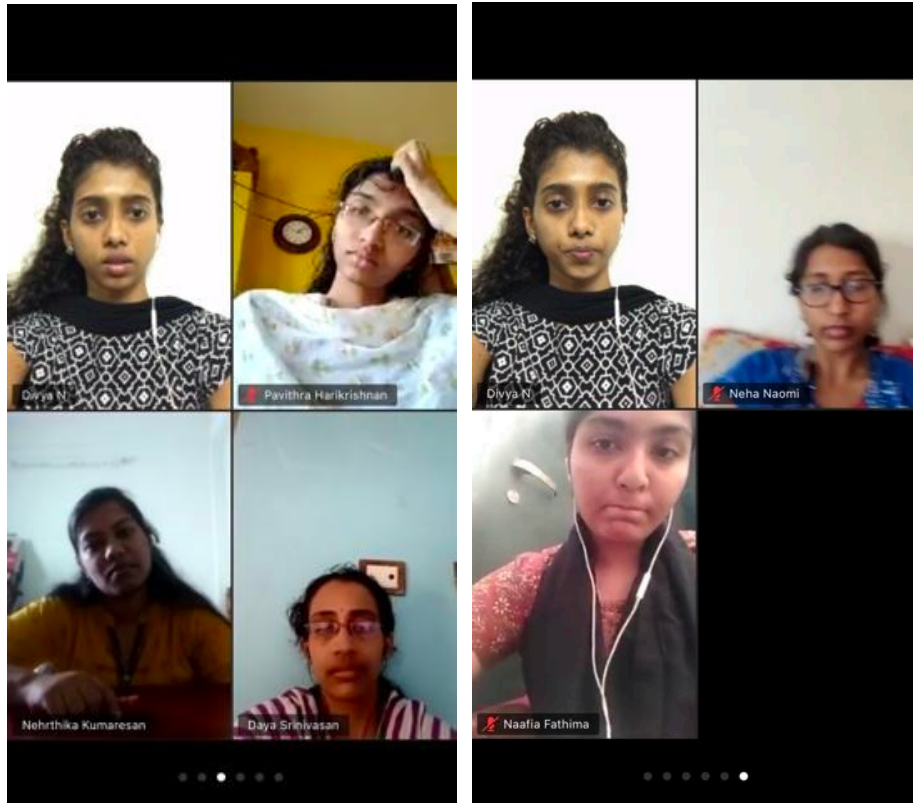
Divya N

Valar

Namarrthaa Sre

Padmajaa Krishnan





## DEPARTMENT OF PEDODONTICS & PREVENTIVE DENTISTRY

### FINAL YEARS E-CLINICS

Topic : Class II cavity Preparation  
 Date : 08.04.2020  
 Time : 11:30 am  
 Faculty : Dr. Daya Srinivasan  
 instructor  
 Faculty : Dr. Senthil Eagappan, Dr.Divya  
 attended and Dr.Devi  
 Students : Final Years 7/7  
 Batch : D1  
 Absentee : Nil  
 Platform : ZOOM

**zoom** Join our Cloud HD Video Meeting now  
 Zoom is the leader in modern  
 us04web.zoom.us

Daya Srinivasan is inviting you to a scheduled Zoom meeting.

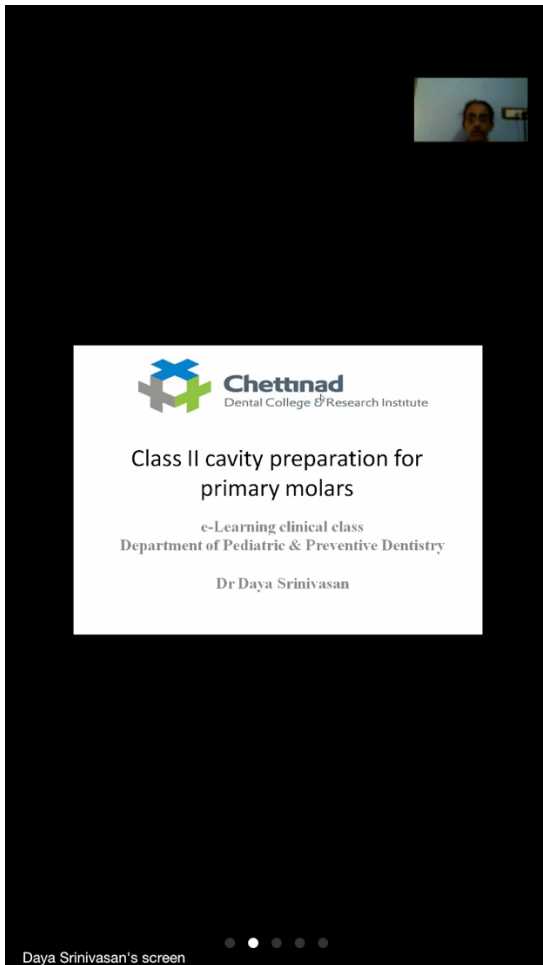
Join Zoom Meeting

[https://us04web.zoom.us/j/485907421?](https://us04web.zoom.us/j/485907421?pwd=NWFSanB3QzV5NmFIOGZKQTJSRzNGZz09)

[485907421?](https://us04web.zoom.us/j/485907421?pwd=NWFSanB3QzV5NmFIOGZKQTJSRzNGZz09)

[pwd=NWFSanB3QzV5NmFIOGZKQTJSRzNGZz09](https://us04web.zoom.us/j/485907421?pwd=NWFSanB3QzV5NmFIOGZKQTJSRzNGZz09)

Meeting ID: 485 907 421



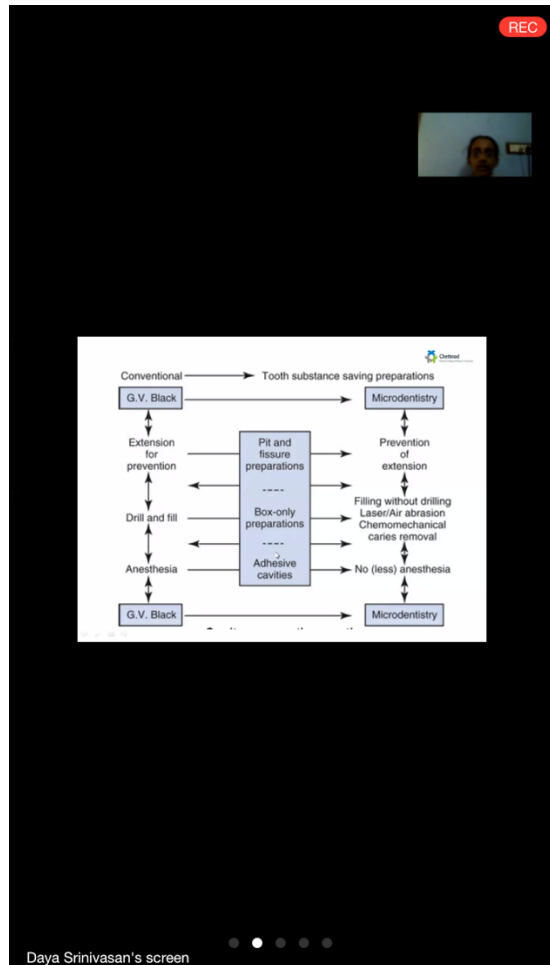
**Chettinad**  
Dental College & Research Institute

**Class II cavity preparation for primary molars**

e-Learning clinical class  
 Department of Pediatric & Preventive Dentistry

Dr Daya Srinivasan

Daya Srinivasan's screen



**REC**

Conventional → Tooth substance saving preparations

G.V. Black → Microdentistry

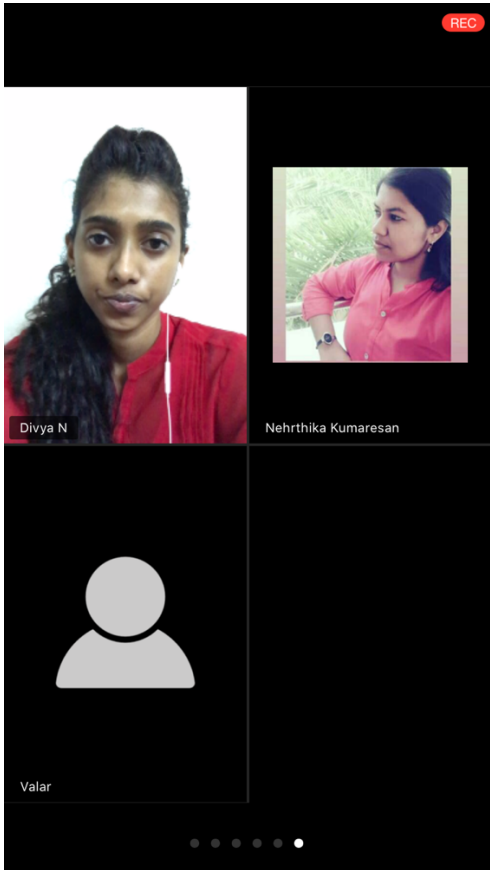
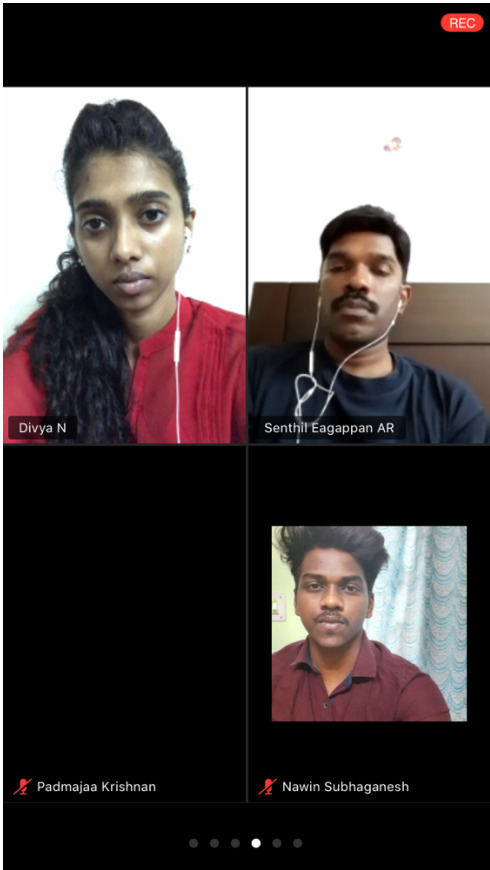
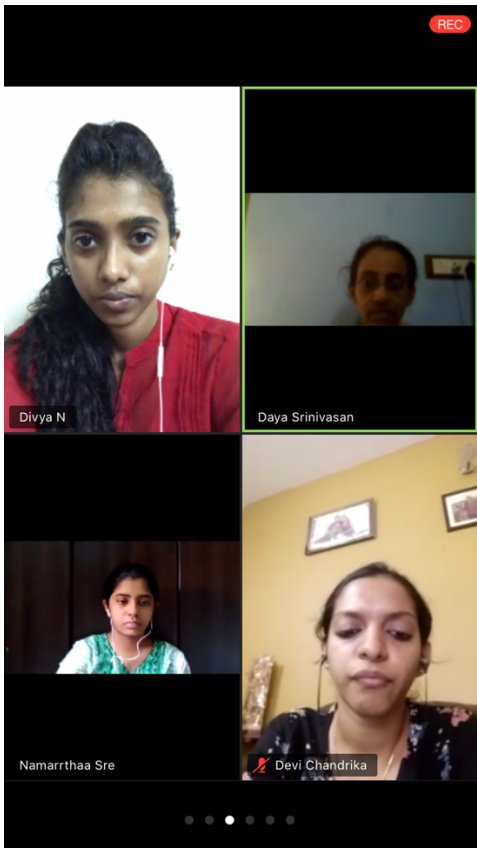
Extension for prevention → Pit and fissure preparations → Prevention of extension

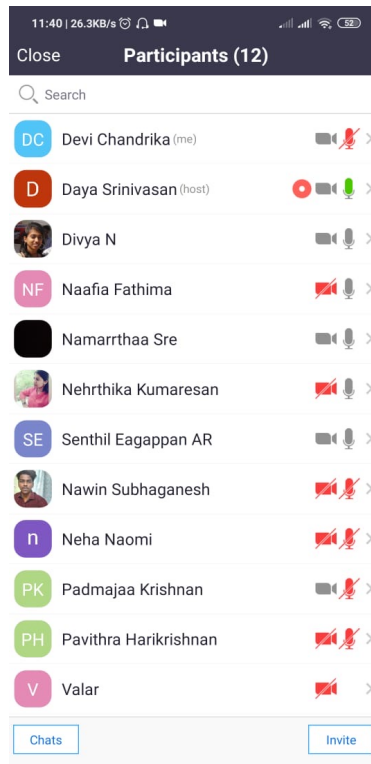
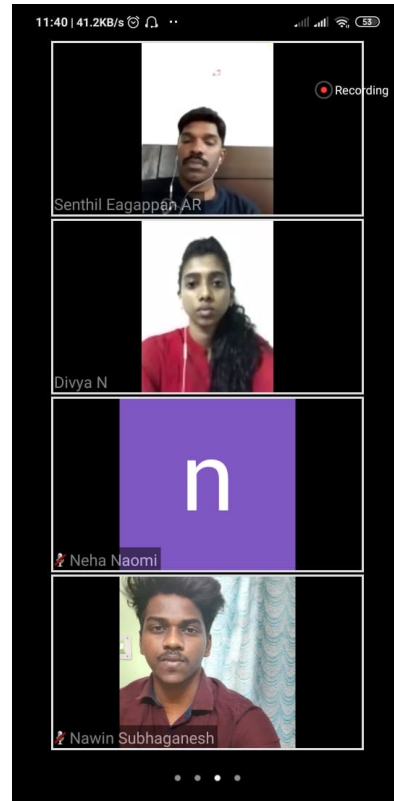
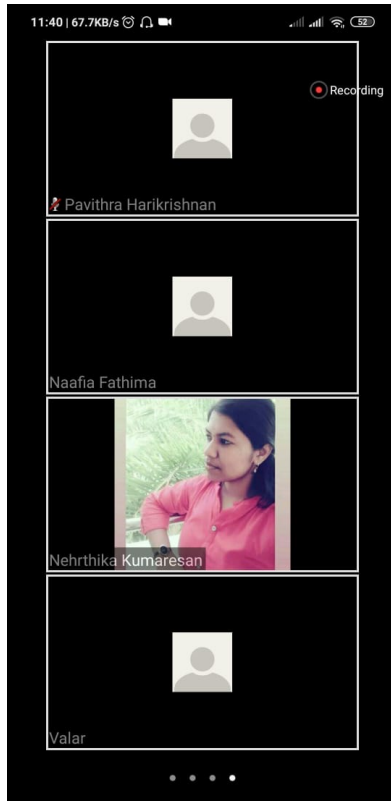
Drill and fill → Box-only preparations → Filling without drilling  
 Laser/Air abrasion  
 Chemomechanical caries removal

Anesthesia → Adhesive cavities → No (less) anesthesia

G.V. Black → Microdentistry

Daya Srinivasan's screen







4/8/2020

Department of Pediatric & Preventive Dentistry

### Department of Pediatric & Preventive Dentistry

Class II cavity preparation in primary molars  
**\* Required**

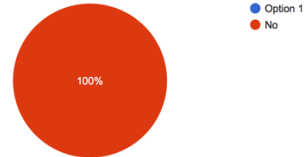
1. Email address \*
2. Is gingival bevel given for Class II preparation in Primary molars \*  
Mark only one oval.  
 Option 1
3. Class II cavity preparation used when an adjacent tooth is missing in Primary molar \*
4. Name the different types of tunnel preparation \*
5. Matricing done as a chairside procedure \*
6. what radiograph is taken to check for diagnosing proximal lesions \*

### Department of Pediatric & Preventive Dentistry

8 responses

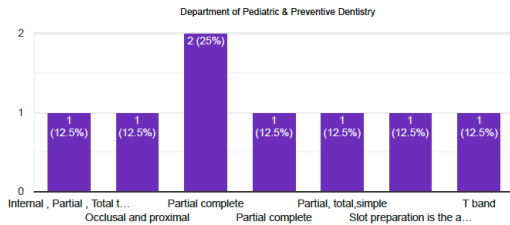
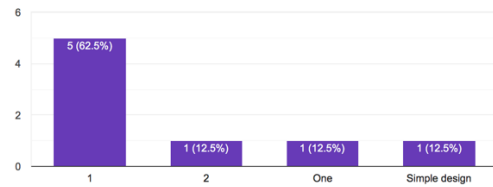
Is gingival bevel given for Class II preparation in Primary molars

8 responses



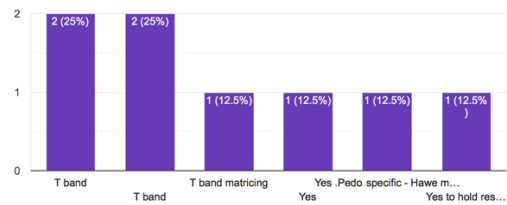
Class II cavity preparation used when an adjacent tooth is missing in Primary molar

8 responses



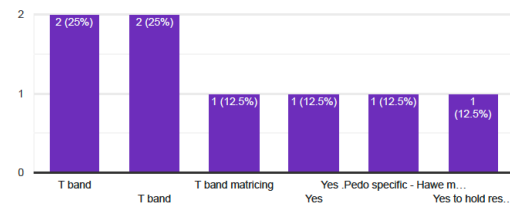
Matricing done as a chairside procedure

8 responses



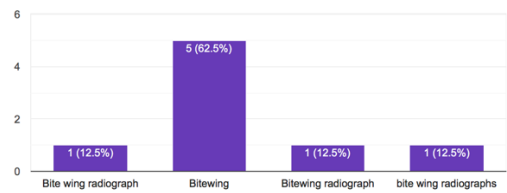
Matricing done as a chairside procedure

8 responses



what radiograph is taken to check for diagnosing proximal lesions

8 responses



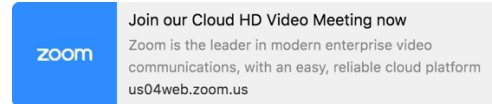
what radiograph is taken to check for diagnosing proximal lesions

8 responses

## DEPARTMENT OF PEDODONTICS & PREVENTIVE DENTISTRY

### FINAL YEARS E-CLINICS

Topic : Sealants  
 Date : 09.04.2020  
 Time : 11:30 am  
 Faculty : Dr. Senthil Eagappan  
 instructor  
 Faculty : Dr. Daya Srinivasan, Dr.Divya and  
 attended Dr.Devi  
 Students : Final Years 7/7  
 Batch : D1  
 Absentee : Nil  
 Platform : ZOOM



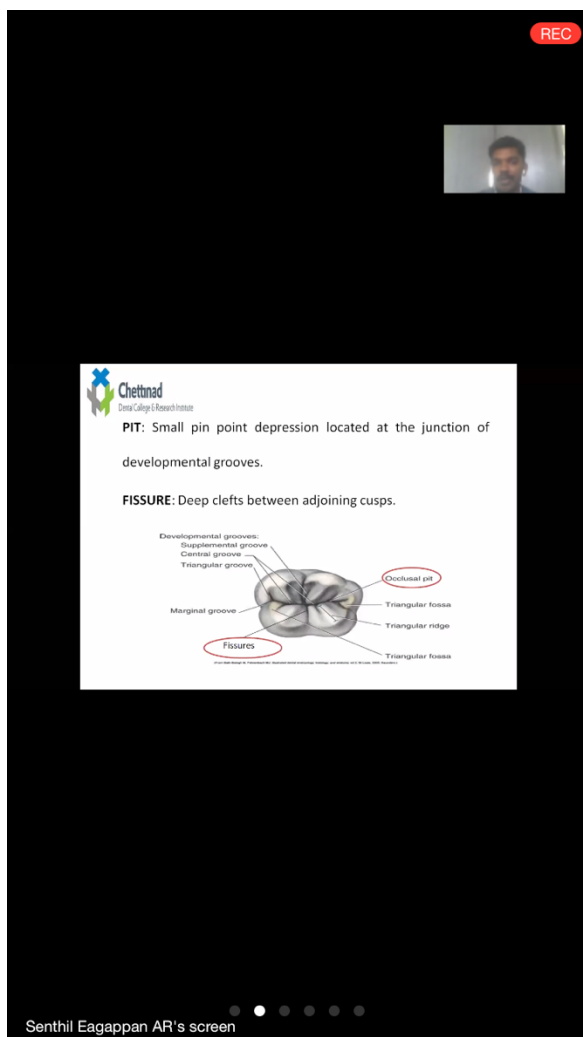
Senthil Eagappan AR is inviting you to a scheduled Zoom meeting.

Topic: Final Year E-Clinics Discussion - 09.04.2020  
 Time: Apr 9, 2020 11:30 AM India

Join Zoom Meeting  
<https://us04web.zoom.us/j/917100111>

Meeting ID: 917 100 111

6:41 AM

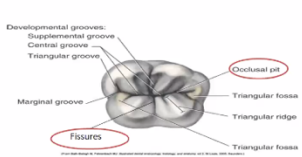


REC

Chettinad  
Dental College & Research Institute

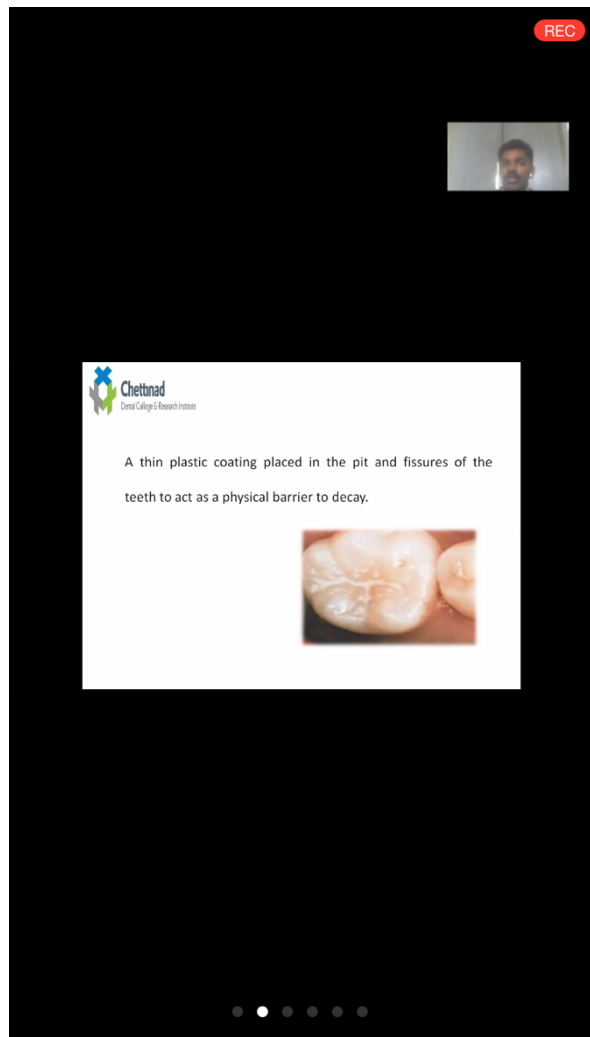
**PIT:** Small pin point depression located at the junction of developmental grooves.

**FISSURE:** Deep clefts between adjoining cusps.



Developmental grooves:  
Supplemental groove  
Central groove  
Triangular groove  
Marginal groove  
Fissures  
Occlusal pit  
Triangular fossa  
Triangular ridge  
Triangular fossa


Senthil Eagappan AR's screen



REC

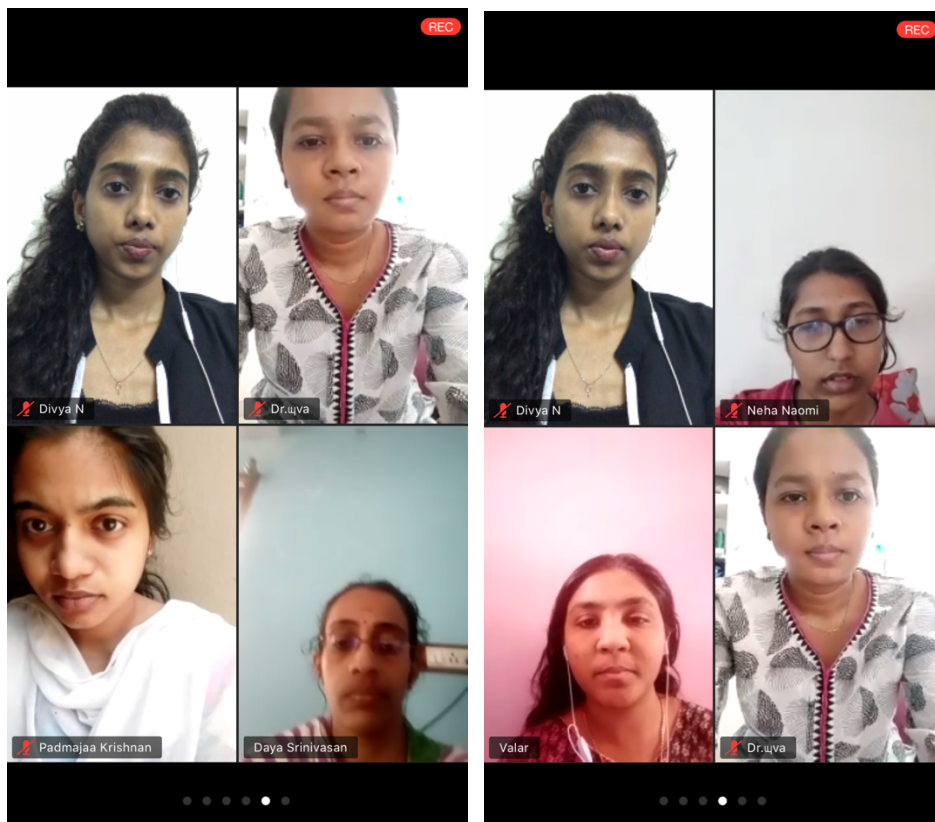
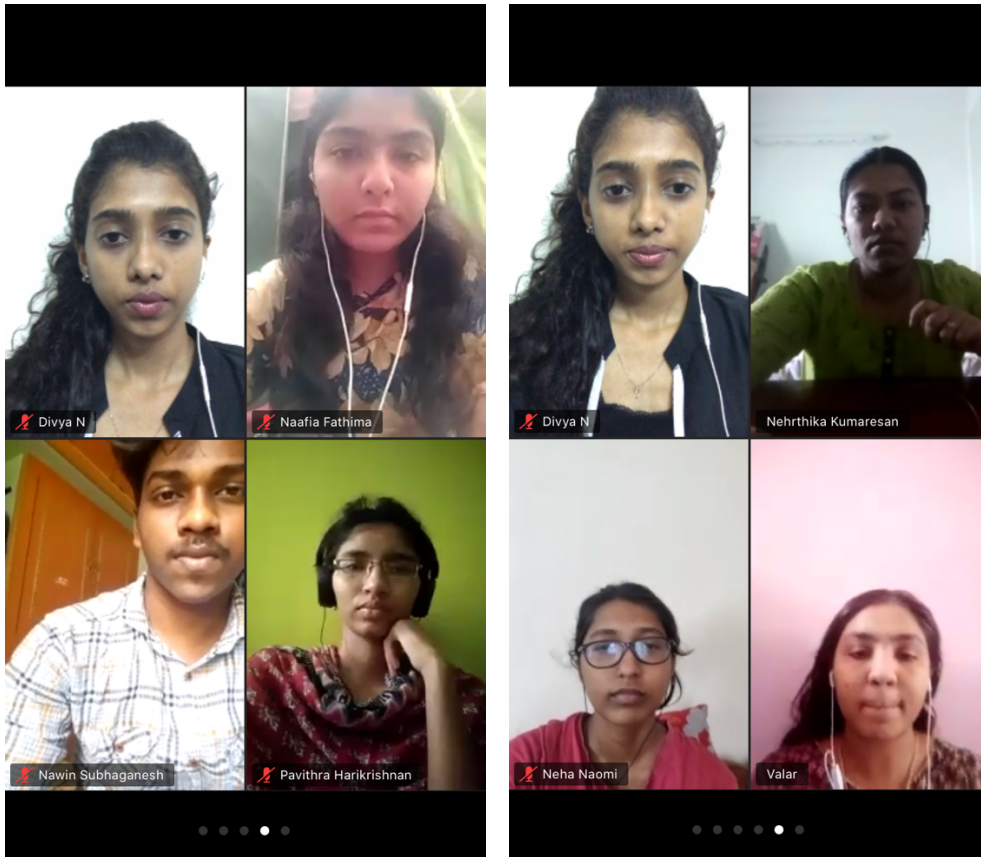
Chettinad  
Dental College & Research Institute

A thin plastic coating placed in the pit and fissures of the teeth to act as a physical barrier to decay.













Airtel [Signal] [Battery]

Close **Participants (11)**

Q Search

	Divya N (me)		
	Senthil Eagappan AR (Host)		
	Neha Naomi		
	Nehrthika Kumaresan		
	Valar		
	Daya Srinivasan		
	Nawin Subhaganesh		
	Dr. uva		
	Naafia Fathima		

Chat Invite

Airtel [Signal] [Battery]

Close **Participants (11)**

	Senthil Eagappan AR (Host)		
	Neha Naomi		
	Nehrthika Kumaresan		
	Valar		
	Daya Srinivasan		
	Nawin Subhaganesh		
	Dr. uva		
	Naafia Fathima		
	Namarrthaa Sre		
	Pavithra Harikrishnan		

Chat Invite

**DEPARTMENT OF PEDODONTICS & PREVENTIVE DENTISTRY**

**FINAL YEARS E-CLINICS**

Topic : Topical Fluorides  
Date : 10.04.2020  
Time : 11:30 am  
Faculty instructor : Dr. Divya.N.  
Faculty attended : Dr. Daya Srinivasan, Dr.Senthil Eagappan and Dr.Devi  
  
Students : Final Years 6/7  
Batch : D1  
Absentee : Mr. Nawin  
Platform : ZOOM



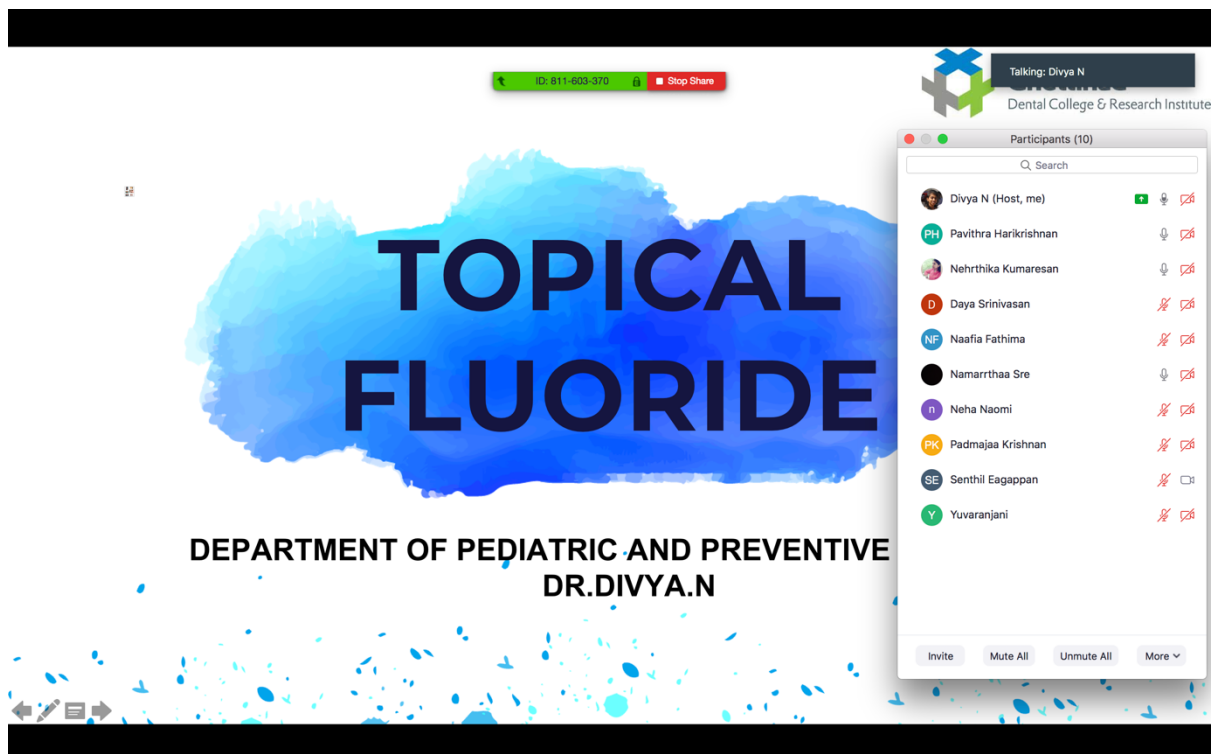
Join our Cloud HD Video Meeting now  
Zoom is the leader in modern enterprise video communications, with an easy, reliable cloud platform us04web.zoom.us

Divya N is inviting you to a scheduled Zoom meeting.

Topic: Topical Fluorides  
Time: Apr 10, 2020 11:30 AM Mumbai, Kolkata, New Delhi

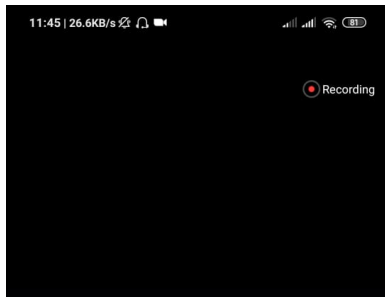
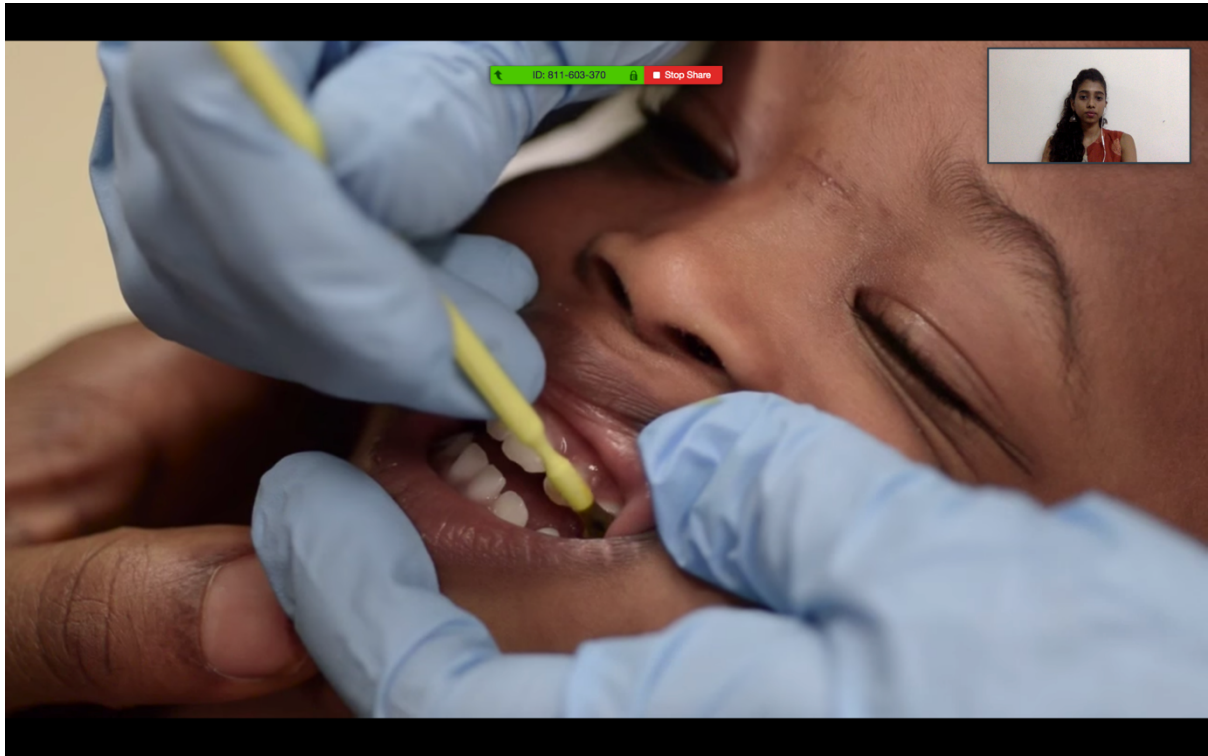
Join Zoom Meeting  
<https://us04web.zoom.us/j/811603370>

Meeting ID: 811 603 370 10:13 AM



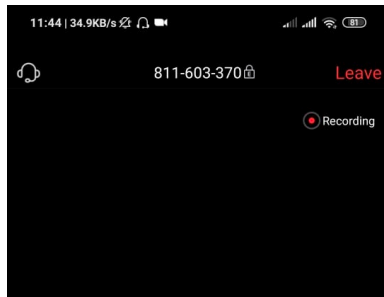
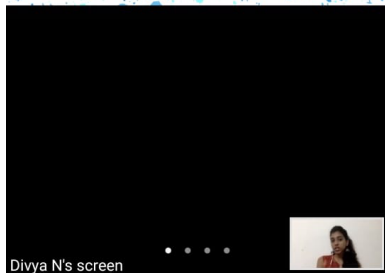

The screenshot shows a Zoom meeting interface. The main content is a presentation slide with a blue watercolor background. The slide text reads: **TOPICAL FLUORIDE**, DEPARTMENT OF PEDIATRIC AND PREVENTIVE, DR.DIVYA.N. The Zoom interface includes a meeting ID (811-603-370), a 'Stop Share' button, and a 'Participants (10)' window. The participants list includes: Divya N (Host, me), Pavithra Harikrishnan, Nehrthika Kumaresan, Daya Srinivasan, Naafia Fathima, Namarrthaa Sre, Neha Naomi, Padmajaa Krishnan, Senthil Eagappan, and Yuvaranjani. The interface also shows 'Talking: Divya N' and the 'Dental College & Research Institute' logo.





**BRUDEVOLD TECHNIQUE 1963**

- Prophylaxis
- Chair upright
- The trays should be about one-third full for gel and one-half full for foam
- Before seating the tray, the material should be distributed using the wooden end of a cotton-tipped applicator to distribute material evenly.

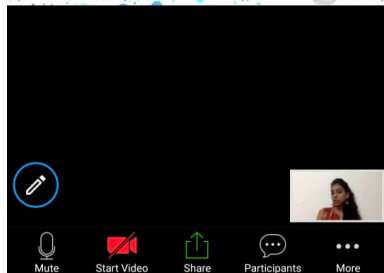



**FLUORIDE GEL**

APF - 1.23%, 12,300ppm, solution pH 3 ; gel pH 4-5

20gm NaF + orthophosphoric acid + 50% Hydrofluoric acid + carboxymethylcellulose

APF + HA - DCPD + F - FA



11:44 | 19.3KB/s

Close **Participants (11)**

Search

DC	Devi Chandrika (me)	[Mute]	[Leave]
[Avatar]	Divya N (host)	[Mute]	[Leave]
D	Daya Srinivasan	[Mute]	[Leave]
NF	Naafia Fathima	[Mute]	[Leave]
[Avatar]	Namarrthaa Sre	[Mute]	[Leave]
n	Neha Naomi	[Mute]	[Leave]
[Avatar]	Nehrthika Kumaresan	[Mute]	[Leave]
PK	Padmajaa Krishnan	[Mute]	[Leave]
PH	Pavithra Harikrishnan	[Mute]	[Leave]
SE	Senthil Eagappan	[Mute]	[Leave]
Y	Yuvaranjani	[Mute]	[Leave]

Chats Invite



Return 100 points



Turned in	
<input type="checkbox"/>	Naafia Fathima <span>50 Draft</span>
<input type="checkbox"/>	Pavi H <span>90 Draft</span>
<input type="checkbox"/>	Nehrthika Kumaresan <span>90 Draft</span>
<input type="checkbox"/>	M.DURGADEVI MARIMUTHU <span>80 Draft</span>
Assigned	
<input type="checkbox"/>	D Bläck Befy
<input type="checkbox"/>	Padmajaa Krishnan
<input type="checkbox"/>	neha naomi

### Topical Fluoride Application Quiz

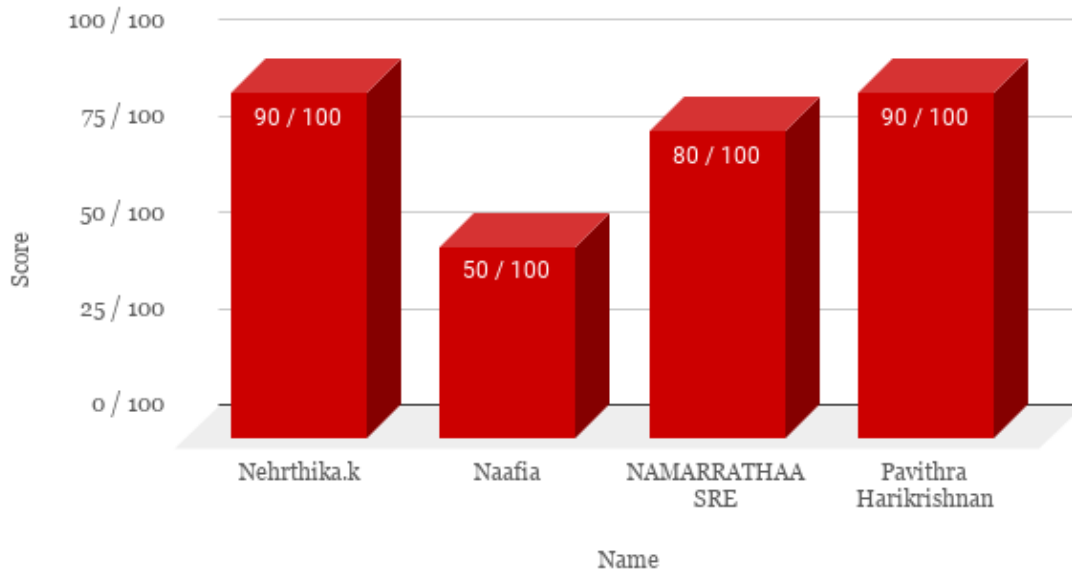
4 Turned in 3 Assigned



All

Naafia Fathima Turned in	Pavi H Turned in	Nehrthika Kumaresan Turned in	M.DURGADEVI MARIMUTHU Turned in	D Bläck Befy Assigned
Padmajaa Krishnan Assigned	neha naomi Assigned			

## Topical Fluorides Quiz

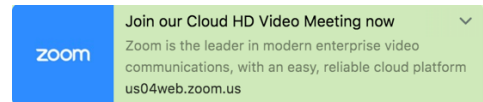




## DEPARTMENT OF PEDODONTICS & PREVENTIVE DENTISTRY

### FINAL YEARS E-CLINICS

Topic : Topical Fluorides  
Date : 11.04.2020  
Time : 12:00 pm  
Faculty instructor : Dr. Devi Chandrika.  
Faculty attended : Dr. Daya Srinivasan, Dr.Senthil Eagappan and Dr.Divya.N.  
Students : Final Years Aug 19-20 – 6/6  
Final Year Feb 20-21 – 0/1  
Batch : Aug C2 ; Feb F  
Absentee : Final Year Feb 20-21- Vishnu Kumar  
Platform : ZOOM

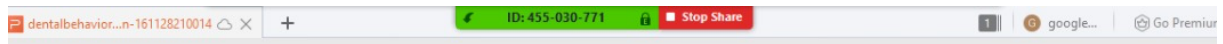


Dr.Devi Chandrika  
Devi Chandrika is inviting you to a scheduled Zoom meeting.

Topic: Devi Chandrika's Zoom Meeting  
Time: Apr 11, 2020 12:00 PM Mumbai, Kolkata, New Delhi

Join Zoom Meeting  
<https://us04web.zoom.us/j/416520721?pwd=dUhtVnBIRm1hdHRLTURhWnUyU3pyZz09>

Meeting ID: 416 520 721



## Chairside Behavior Management Of Children

DR. DEVI CHANDRIKA  
DEPARTMENT OF PEDODONTICS





## A-NON-PHARMACOLOGICAL METHODS:-



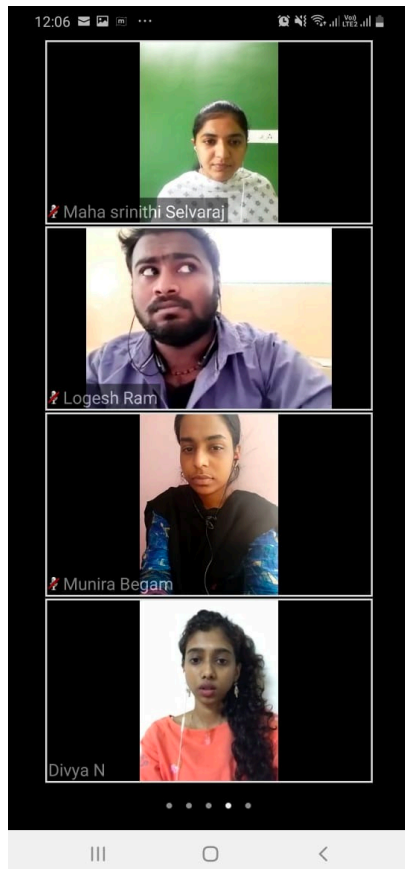
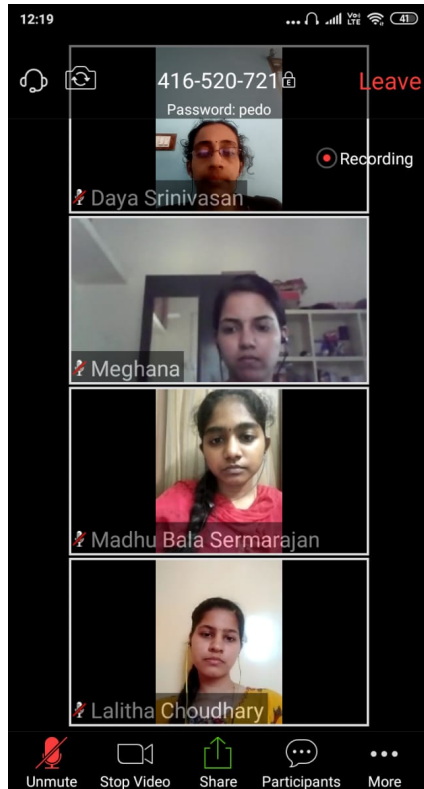
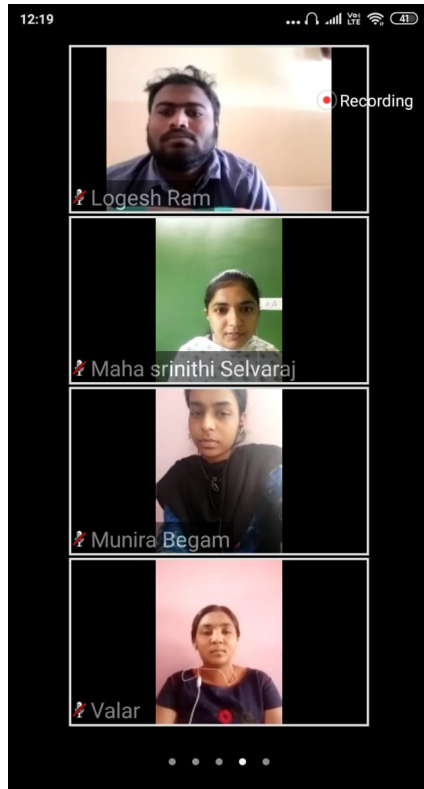
### 1-COMMUNICATION:-

- The hallmark of successful dentist in managing children is his ability to communicate with them and win their confidence.
- Effective communication with children is critical for gaining the child's cooperation to receive dental care.



## TELL-SHOW -DO TECHNIQUE









**BEHAVIOUR MANAGEMENT:**

- It is the means by which the dental health team effectively and efficiently performs dental treatment and thereby instills a positive dental attitude. **Wright 1975**

**Objectives of Behavior Management :-**

- Establishes effective communication with the child.
- Gains child's confidence and acceptance of dental treatment
- Provides a comfortable environment for the dental team to work in.

**Participants (9)**

- M Meghana (Me)
- DC Devi Chandrika (Host)
- Divya N
- LC Lalitha Choudhary
- Logesh Ram
- Madhu Bala Sermarajan
- Maha srinithi Selvaraj
- MB Munira Begam
- SE Senthil Eagappan

Devi Chandrika