

CHETTINAD DENTAL COLLEGE AND RESEARCH INSTITUTE
DEPARTMENT OF PUBLIC HEALTH DENTISTRY
Reports for Week 13 (22.06.2020 to 27.06.2020)
Theory Class

S.No	Date	Batch	Lecture topic	Faculty	No of students participated
1	27.06.2020	Regular	Seminar on Finance in Dental care (B-Batch)	Dr.Nagaland Dr.Jagannatha.G.V	72/78+1/1 Supplementary batch
2	27.06.2020	Supplementary	Principles and aids in Health Education	Dr.H.Cyril Benedict Dr.Nagappan	7/7

Clinical discussions

S.No	Date	Batch	Lecture topic	Faculty	No of students participated
1	22.06.2020	Regular	Seminar on Descriptive epidemiology by Lakshmi Priya	Dr.H,Cyril Benedict	12/13
2	23.06.2020	Supplementary	Case History Part IV	Dr.Jagannatha.G.V Dr.Nagappan Dr.Ranjith	2 + 1 PG
3	23.06.2020 S2	Supplementary	Case History Part IV	Dr.Jagannatha.G.V	2 + 1 PG
4	23.06.2020	Regular	Seminar on Dental Auxiliaries by Lakshikasree	Dr.Nagaland Dr.Cyril Benedict	13
5	23.06.2020 S2	Regular	Questions on Dental Auxiliaries by Lakshikasree	Dr.Nagaland	13
6	24.06.2020	Regular batch A&B	III Internal assessment Practicals	Dr.Nagaland	25
7	24.06.2020	Regular batch C&D	III Internal assessment Practicals	Dr.Cyril Benedict	26
8	24.06.2020	Regular batch E&F	III Internal assessment Practicals	Dr.Nagaland	26

9	24.06.2020	Supplementary Batch	I-Internal assessment Practicals	Dr.Nagappan	7
10	25.06.2020	Regular	Seminar on Purification of water by Kudiarasi	Dr.Jagannatha.G.V	13 + 1 PG
11	25.06.2020 S2	Regular	Seminar on Epidemiology of dental caries by Kishan	Dr.Jagannatha.G.V	13 + 1 PG
12	25.06.2020 S3	Regular	Article discussion and Q and A session	Dr.Jagannatha.G.V	13 + 1 PG
13	25.06.2020	Supplementary	Treatment planning at individual and community level	Dr.H.Cyril Benedict	2
14	25.06.2020 S2	Supplementary	Dietary Assessment and its significance	Dr.H.Cyril Benedict	2
15	25.06.2020 S3	Supplementary	Revision on Case history	Dr.H.Cyril Benedict	2
16	26.06.2020	Regular	Seminar on CAT by Kauvya	Dr.H.Cyril Benedict	13
17	26.06.2020 S2	Regular	Seminar on CAT by Kauvya	Dr.H.Cyril Benedict	13
18	26.06.2020 S3	Regular	Spotters on CAT by Kauvya	Dr.H.Cyril Benedict	13
19	26.06.2020	Supplementary	Dental Caries Risk Assessment - at individual and community level	Dr.Nagaland	2
20	26.06.2020 S2	Supplementary	Dental Caries Risk Assessment - at individual and community level	Dr.Nagaland	2
21	26.06.2020 S3	Supplementary	Dental Caries Risk Assessment - at individual and community level	Dr.Nagaland Dr.Jagannatha.G.V	2
22	27.06.2020	Regular	Seminar on 'Professionally Applied Topical Fluorides'	Dr.Nagappan	13
23	27.06.2020 S2	Regular	Article Discussion Professionally Applied Topical Fluorides'	Dr.Nagappan	13
24	27.06.2020 S3	Regular	Quiz Session on 'Professionally Applied Topical Fluorides'	Dr.Nagappan	13

25	27.06.2020	Supplementary	Oral Habits part 1	Dr.Jagannatha.G.V	2
26	27.06.2020 S2	Supplementary	Oral Habits part 2	Dr.Jagannatha.G.V	2
27	27.06.2020 S3	Supplementary	Management of oral habits	Dr.Jagannatha.G.V	2

DEPARTMENT OF PUBLIC HEALTH DENTISTRY

CLINICAL e- DISCUSSION REPORT

Session timing : 4.00-4.45pm

Date: 22. 06. 2020

Staff incharge:

Dr. Cyril Benedict Sir

Posting discussion topic: 1. Seminar on Descriptive epidemiology by Lakshmi priya

Students: IV Year main Batch –C

Total No of Students: 12/13(C-batch) Absentee: Kadambari

Summary:

The C- batch final year students had seminar on the topic Descriptive Epidemiology presented by Lakshmi priya. We had a discussion on definition of epidemiology, history, study designs and discussed in detail about the steps in descriptive studies such as defining the population, defining the disease under study, describing the disease, measurement of disease, comparing with known indices and formulation of etiological hypothesis and also the uses of descriptive epidemiology.



ATTENDANCE SHEET

The image shows two side-by-side screenshots of a Zoom meeting's 'Participants' list. Both screenshots show 13 participants. The left screenshot shows the list in its default order, while the right screenshot shows the list sorted alphabetically. Each participant entry includes a profile picture, a name, and icons for video and audio status. An 'Invite' button is visible at the bottom of each list.

Participant Name	Video Status	Audio Status
Dr.Cyril Benedict (host)	Off	Off
M.Lakshmi Priya	Off	Off
Kanchana Mala	Off	Off
Kauvya Karunanidhi	Off	Off
Kishan Kumar	Off	Off
Kudiarasi Rajendran	Off	Off
Lalitha Choudhary	Off	Off
Logesh Ram	Off	Off
Madhu Bala Sermarajan	Off	Off
Maha Srinithi Selvaraj	Off	Off
Meghana	Off	Off
Munira Begam	Off	Off
Lakshika Sree (me)	Off	Off
Dr.Cyril Benedict (host)	On	Off
M.Lakshmi Priya	Off	Off
Kanchana Mala	Off	Off
Kauvya Karunanidhi	Off	Off
Kishan Kumar	Off	Off
Kudiarasi Rajendran	Off	Off
Lalitha Choudhary	Off	Off
Logesh Ram	Off	Off
Madhu Bala Sermarajan	Off	Off
Maha Srinithi Selvaraj	Off	Off



Chettinad

Dental College & Research Institute

Zoom 4:10 Leave

Logesh Ram

Munira Begam

M.Lakshmi Priya

Kanchana Mala

Maha Srinithi Selvaraj

Lakshika Sree

Madhu Bala Sermarajan

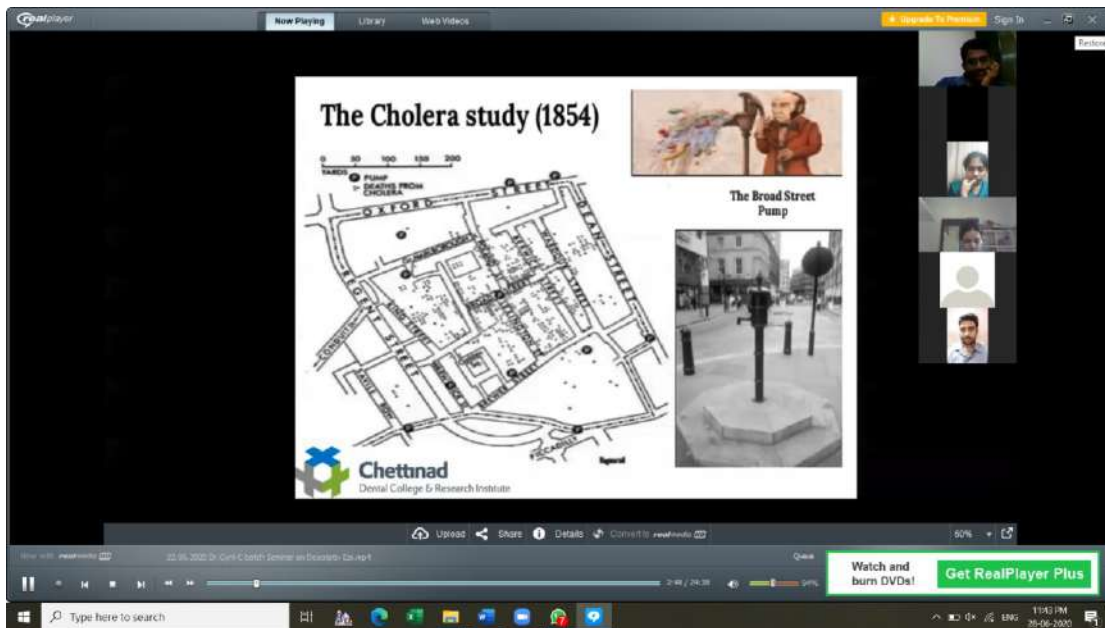
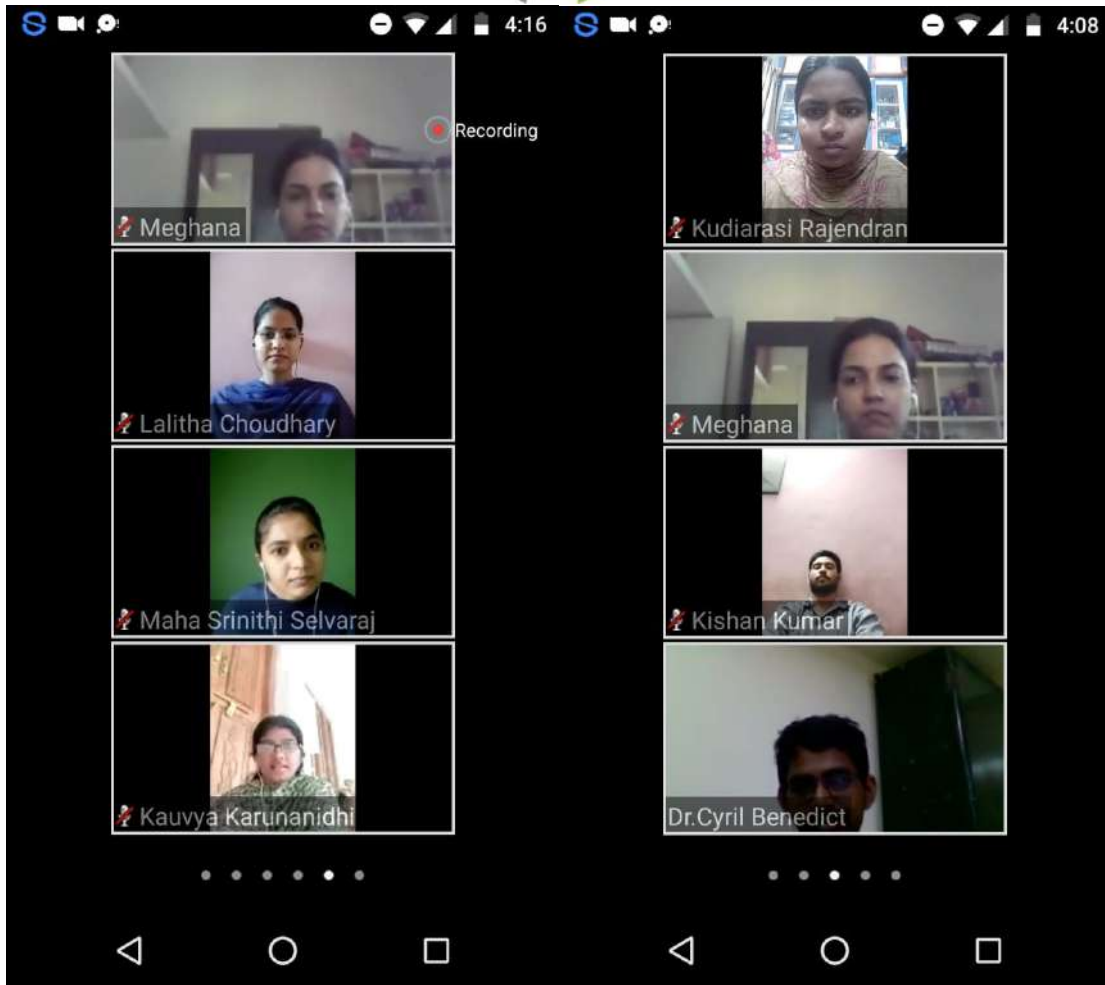
Lalitha Choudhary

Unmute Stop Video Share Participants More



Chettinad

Dental College & Research Institute





STUDY DESIGNS

Figure 1: Algorithm for classification of types of clinical

CROSS SECTIONAL STUDIES

- › Single examination of cross section of population at one point of time.
- › For chronic than short lived disease
- › Study tells about distribution of a disease in population rather than aetiology.
- › Time sequence cannot be deduced from cross sectional data.

LONGITUDINAL STUDIES

- › Observations are repeated in the same population over a prolonged period of time by means of follow up examinations
- › Useful to:
 - › Study natural history of disease and its future outcome
 - › Identifying risk factors
 - › Finding out incidence rate



Chettinad

Dental College & Research Institute

DEPARTMENT OF PUBLIC HEALTH DENTISTRY

CLINICAL e-DISCUSSION REPORT

Session timing: 12.40-1.30pm

Date: 23.06.2020

Staff in charge:

Dr. Nagaland
Dr Cyril Benedict

Posting discussion topic: 1. Seminar on Dental Auxiliaries by Lakshikasree.

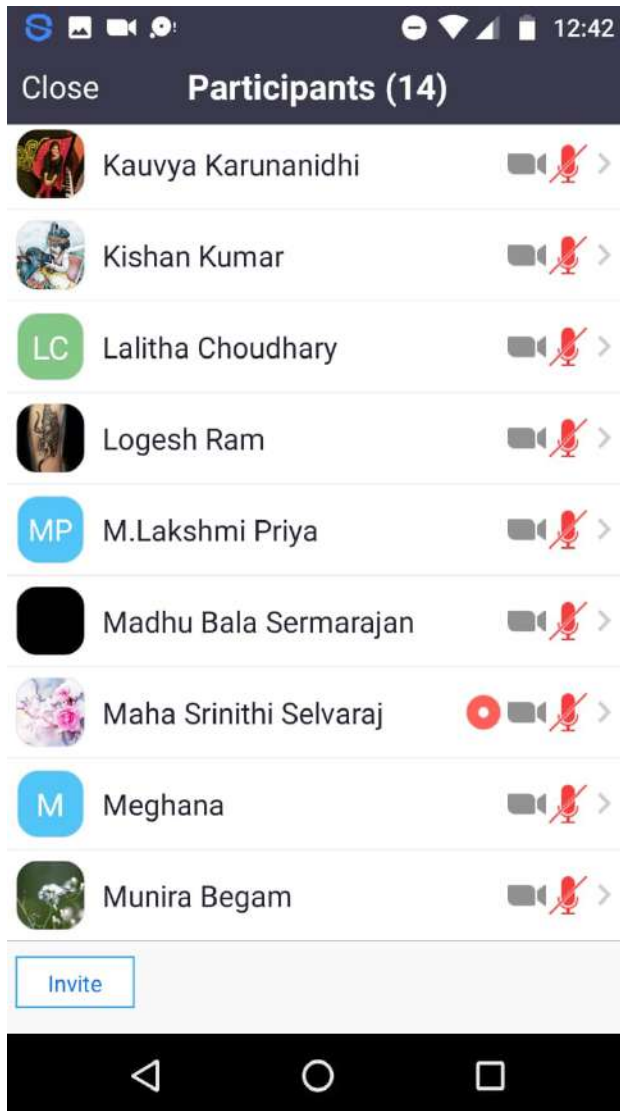
Students: IV Year main Batch–C

Total No of Students: 13/13(C-batch)





































Summary:

The C - batch final year students had seminar on the topic Dental Auxiliaries presented by Lakshika sree. She described about the definition, classification, revised classification, and degrees of supervision, four handed dentistry, expanded functional dental auxiliaries, and benefits of dental auxiliaries. All the students have presented and assignments were given on the same.

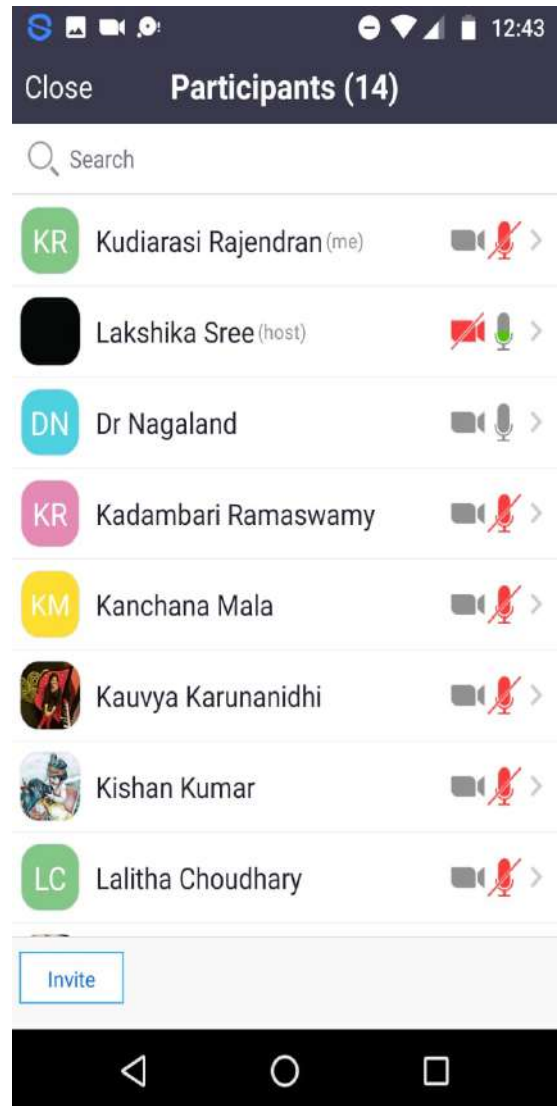
ATTENDANCE SHEET:



Close Participants (14)

































	Kauvya Karunanidhi	  
	Kishan Kumar	  
	Lalitha Choudhary	  
	Logesh Ram	  
	M.Lakshmi Priya	  
	Madhu Bala Sermarajan	  
	Maha Srinithi Selvaraj	  
	Meghana	  
	Munira Begam	  

Invite



Close Participants (14)

























Search

	Kudiarasi Rajendran (me)	  
	Lakshika Sree (host)	  
	Dr Nagaland	  
	Kadambari Ramaswamy	  
	Kanchana Mala	  
	Kauvya Karunanidhi	  
	Kishan Kumar	  
	Lalitha Choudhary	  

Invite


Close **Participants (15)**





Search

-  Kudiarasi Rajendran (me)   >
-  Maha Srinithi Selvaraj (host)   >
-  Lakshika Sree   >
-  Nagaland T   >
-  Dr.Cyрил Benedict   >
-  Kadambari Ramaswamy   >
-  Kanchana Mala   >
-  Kauvya Karunanidhi   >

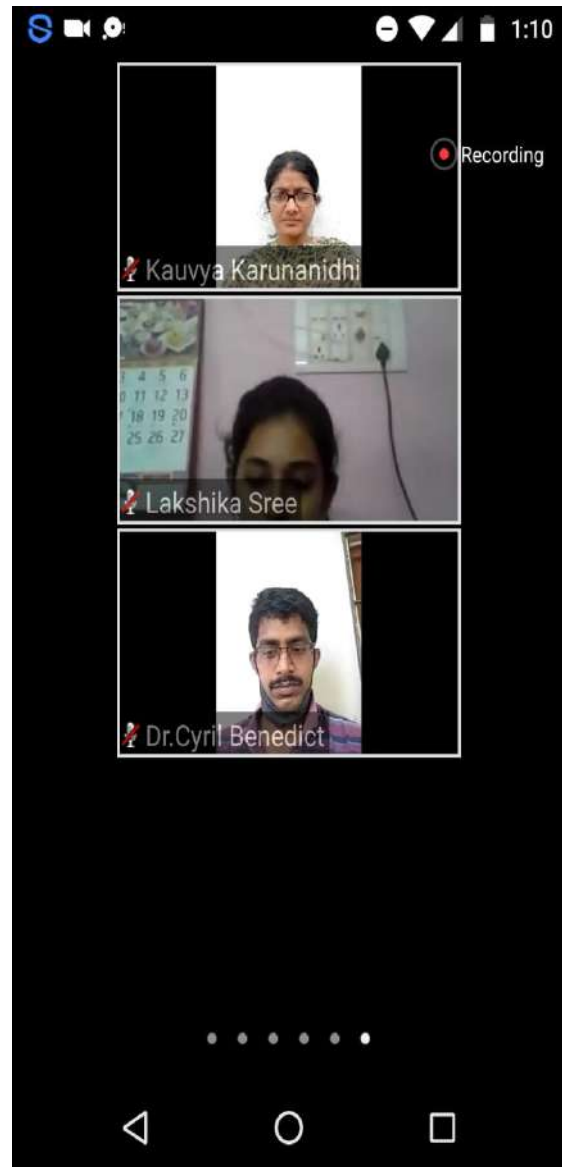
[Invite](#)

12:42

 Recording

-  Lalitha Choudhary
-  Kishan Kumar
-  M.Lakshmi Priya
-  Maha Srinithi Selvaraj





DEPARTMENT OF PUBLIC HEALTH DENTISTRY

CLINICAL e- DISCUSSION REPORT

Session timing : 3.00 -3.45pm

Date:23. 06. 2020

Staff incharge:

Dr.Nagaland

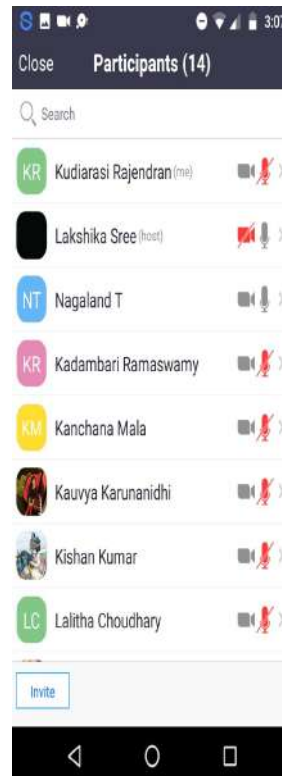
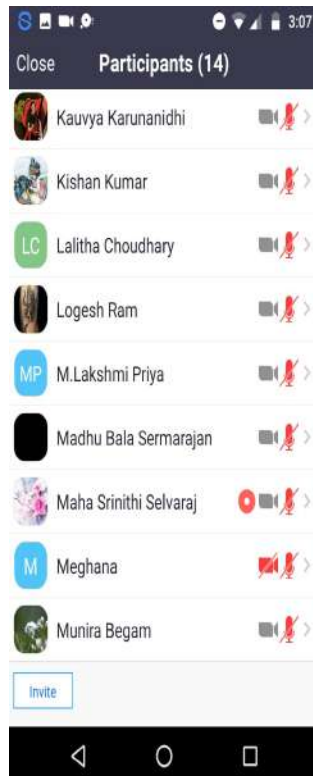
Posting discussion topic: 1. Questions on Dental Auxiliaries by Lakshika sree

Students: IV Year main Batch - C

Total No of Students: 13/13(C batch)

Summary:

The C batch final year students had discussion on the topic Dental Auxiliaries presented by lakshika sree. She conducted quiz with the C batch students followed by clearing the students queries in the quiz. All the students were present for the session.









DEPARTMENT OF PUBLIC HEALTH DENTISTRY

e-DISCUSSION FOR CLINICAL POSTING - FINAL YEARS

Date: 23.06.2020

Session I: 1.20PM - 2.00PM

Faculty: Dr. Jagannatha G.V, Dr. Nagappan and Dr. Ranjith K

PG Students: Dr. Sujatha Devi

Students: IV Year Supplementary Batch – F Batch

No. of PG Student: 1/1

No. of UG students: 2/2

Discussion topic: Case History - part IV

Summary:

Continued the session on case history and revised about the topic of previous session. He explained in brief about intra oral and extra oral examination and provisional diagnosis and its significance and importance. The relevance and application of differential diagnosis, provisional diagnosis and the importance of investigations for the diagnosis of the patient's problem was explained with multiple clinical scenarios.

Assignment

1. Signs and symptoms of dental diseases.
2. Differential diagnosis

ATTENDANCE LIST:



1:54 4G LTE 67

Close Participants (6)


Dr. Jagannatha GV

Sujatha Devi

Dr Nagappan N

Dr Ranjith Kannan

Invite



Recording

PROVISIONAL DIAGNOSIS

- It is a general diagnosis based on clinical impression without any laboratory investigation
- Based solely on the observation and evaluation of the clinical signs and symptoms of the disease entity without resorting to data or information from any other source.
- Used for tentative identification of the disease or condition



DEPARTMENT OF PUBLIC HEALTH DENTISTRY

e-DISCUSSION FOR CLINICAL POSTING - FINAL YEARS

Date: 23.06.2020

Session II: 3:00 PM – 3:45 PM

Faculty: Dr. Jagannatha G.V.

PG Students: Dr. Sujatha Devi

Students: IV Year Supplementary Batch – F Batch

No. of PG Student: 1/1

No. of UG students: 2/2

Discussion topic: Case History - part IV

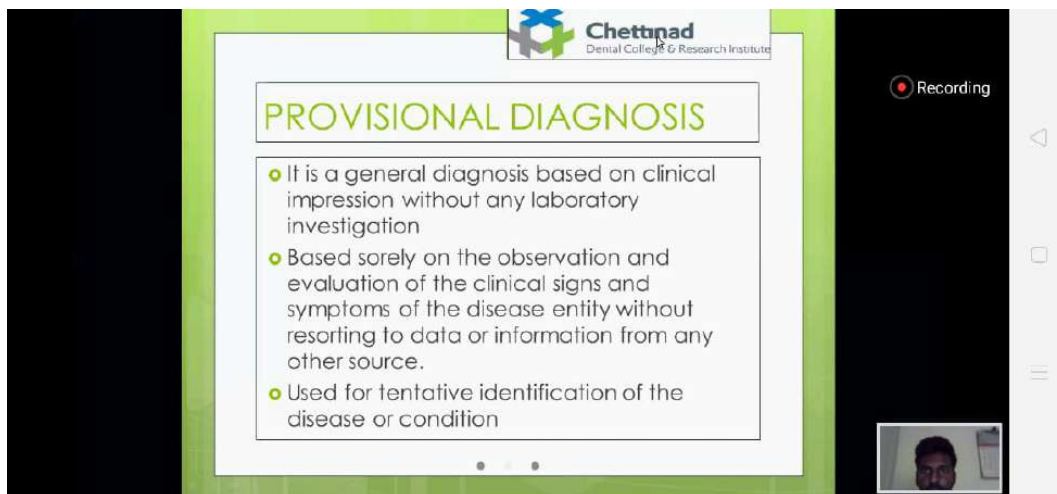
Summary:

In this session, the details of treatment plan with respect to the specialty of Public Health Dentistry was explained. The students were made aware of the steps of the treatment plan like emergency management, etiologic phase, preventive phase, surgical phase, recall and maintenance phase. The procedural steps under each phase were explained with clinically appropriate scenarios.

Assignment

1. Possible radiographic differences between periapical lesions
2. Phases of treatment planning.

ATTENDANCE LIST:



DEPARTMENT OF PUBLIC HEALTH DENTISTRY

REPORT FOR e-DISCUSSION FOR CLINICAL POSTING FINAL YEARS

Date: 25.06.2020

Session I: 10.45AM- 11.30AM

Faculty: Dr. Cyril

Students: IV Year Supplementary Batch – F Batch

Total No: of Final Years: 2/2

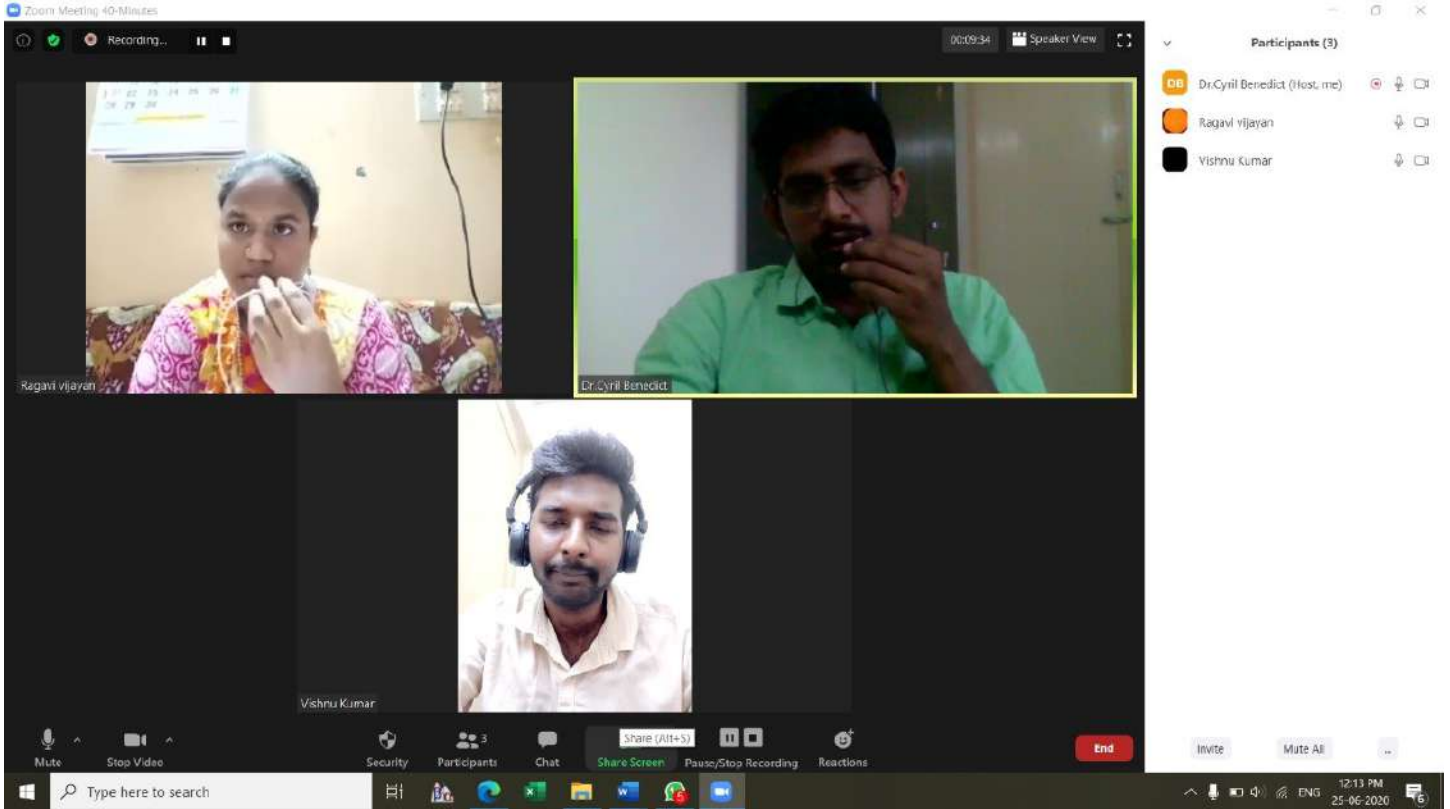
Discussion topic: Treatment planning at individual and community level

Summary:

Today (25.06.2020), posting e - class was taken by Dr. Cyril Benedict via zoom app from 10.45 pm – 11.30 pm

The faculty started the session about treatment planning and explained in brief about its aims and objectives .he further discussed about the phases of treatment planning and explained in detail about each phase and its significance and importance. He also gave us case scenarios for preparing the treatment plan for each for better understanding and practical application.

ATTENDANCE LIST:



The screenshot displays a Zoom meeting window with the following details:

- Meeting Title:** Zoom Meeting 40-Minutes
- Recording:** Recording... (Paused)
- Time:** 00:09:34
- View:** Speaker View
- Participants (3):**
 - Dr. Cyril Benedict (Host, me)
 - Ragavi vijayan
 - Vishnu Kumar
- Participants in View:**
 - Ragavi vijayan:** Top-left video feed, wearing a colorful patterned top.
 - Dr. Cyril Benedict:** Top-right video feed, wearing a green shirt and glasses.
 - Vishnu Kumar:** Bottom-center video feed, wearing a white shirt and headphones.
- Zoom Controls (Bottom):** Mute, Stop Video, Security, Participants (3), Chat, Share Screen (Alt+S), Pause/Stop Recording, Reactions, End.
- System Tray (Bottom Right):** Invite, Mute All, 12:13 PM, 25-06-2020, ENG.

DEPARTMENT OF PUBLIC HEALTH DENTISTRY

REPORT FOR e-DISCUSSION FOR CLINICAL POSTING FINAL YEARS

Date: 25.06.2020

Session I: 12.00PM- 12.45PM

Faculty: Dr. Cyril

Students: IV Year Supplementary Batch – F Batch

Total No: of Final Years: 2/2

Discussion topic: Dietary Assessment and its significance

Summary:

Today (25.06.2020), posting e - class was taken by Dr. Cyril sir via zoom app from 12.00 pm – 12.45 pm

The faculty started the session about the dietary intake in individuals and discussed about the sugar content in our daily diet and the types of sugars present. He also described about the classification given by COMA (Committee on Medical Aspects of Food Policy) and discussed about it in detail. He further explained about the 24 hour dietary recall and measurement of sugar score in patients and explained about the questions we need to ask patients on the oral hygiene practices they follow.

Assignment:

1. Dentifrices available in India.
2. Types of fluoridated and non-fluoridated dentifrices in India.

ATTENDANCE LIST:

Zoom Meeting 40-Minutes

Recording... 00:09:34 Speaker View

Participants (3)

- Dr.Cyril Benedict (Host, me)
- Ragavi vijayan
- Vishnu Kumar

Ragavi vijayan

Dr.Cyril Benedict

Vishnu Kumar

Mute Stop Video Security Participants Chat Share Screen Pause/Stop Recording Reactions End Invite Mute All

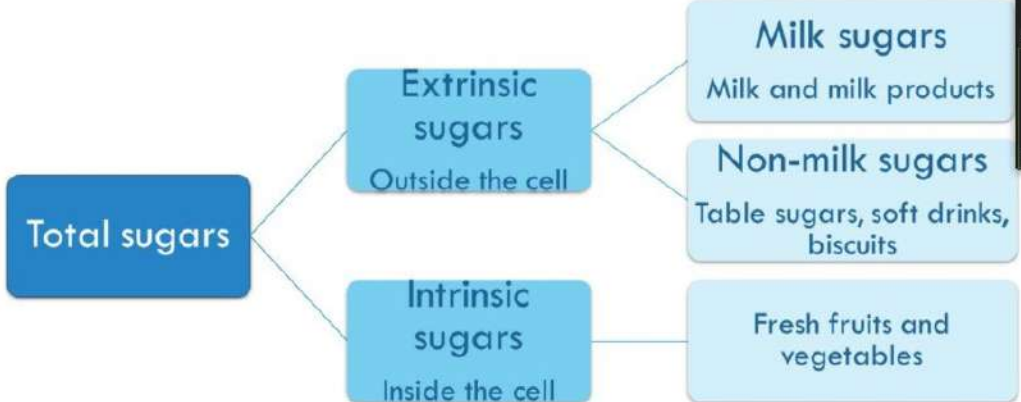
Type here to search

big data in healthcare manager x Why is Big Data Important in li x coma classification of sugars - x slide_5.jpg (1280x720) x

https://images.slideplayer.com/47/11746211/slides/slide_6.jpg

CARIES PREVENTION: SUGARS CLASSIFICATION

The Committee on Medical Aspects of Food Policy (COMA) in the UK, classified sugars depending on the location of the **sugar molecules**:



```

graph LR
    Total[Total sugars] --> Extrinsic[Extrinsic sugars  
Outside the cell]
    Total --> Intrinsic[Intrinsic sugars  
Inside the cell]
    Extrinsic --> Milk[Milk sugars  
Milk and milk products]
    Extrinsic --> NonMilk[Non-milk sugars  
Table sugars, soft drinks,  
biscuits]
    Intrinsic --> Fresh[Fresh fruits and  
vegetables]
  
```

(Watt,1999)

You are screen sharing 00:11:19 Stop Share

Type here to search

12:13 PM 25-06-2020



Chettinad
Dental College & Research Institute

DEPARTMENT OF PUBLIC HEALTH DENTISTRY

REPORT FOR e-DISCUSSION FOR CLINICAL POSTING FINAL YEARS

Date: 25.06.2020

Session I: 2.30PM-3.15PM

Faculty: Dr. Cyril

Students: IV Year Supplementary Batch – F Batch

Total No: of Final Years: 2/2

Discussion topic: Revision on Case History

Summary:


Today (24.06.2020), posting e - class was taken by Dr. Cyril sir via zoom app from 2.30 pm – 3.15 pm

The faculty revised about case history writing, discussing about the parts of case history and explained in brief about the chief complaint, history of presenting illness, diet history, oral hygiene practices, general examination, treatment planning and discussed about its significance and importance and also cleared our doubts in writing case history.

Assignment:

1. Classifying intrinsic and extrinsic homemade Indian food dishes.
2. Ellis Classification of tooth fracture
3. Classification of malocclusion.
4. Classification for tooth mobility.
5. Classification of gingivitis.
6. Classification of furcation involvement in tooth.

ATTENDANCE LIST:



The screenshot displays a Zoom meeting window titled "Zoom Meeting 40-Minutes". The meeting duration is 00:01:08. The interface shows three participants in a grid view: Ragavi vijayan (top left), Dr. Cyril Benedict (top right), and Vishnu Kumar (bottom center). The bottom of the window features a control bar with options for Mute, Stop Video, Security, Participants, Chat, Share Screen, Record, Reactions, and End. A Windows taskbar is visible at the bottom, showing the search bar and system tray with the time 02:40 PM on 25-06-2020.

Participants (3)

- Dr. Cyril Benedict (Host, me)
- Ragavi vijayan
- Vishnu Kumar

DEPARTMENT OF PUBLIC HEALTH DENTISTRY

CLINICAL E-DISCUSSION REPORT

SESSION 1: 10:45 am – 11:45 am

Date : 25.6.2020

Staff in-charge : Dr. Jagannatha G V

PG student: Dr. Sujatha Devi

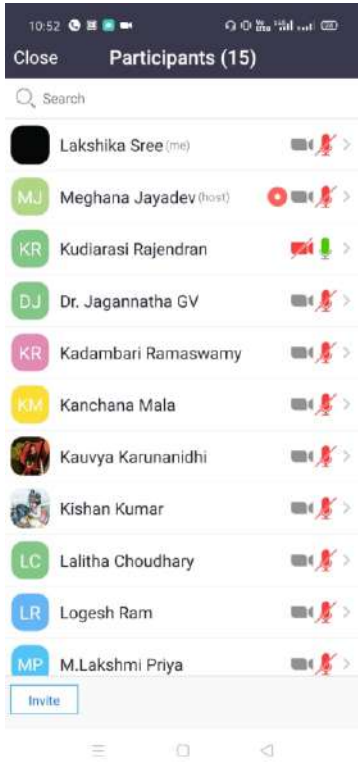
UG Students: IV year main batch – C

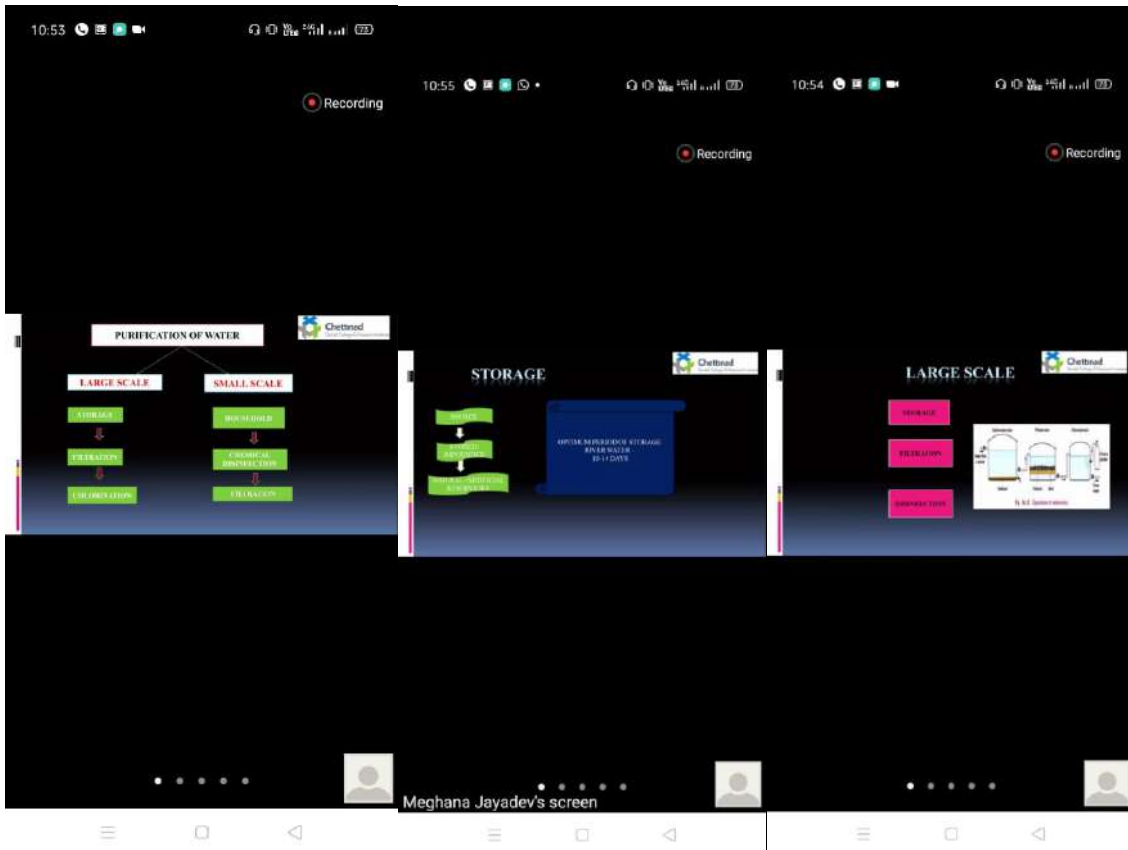
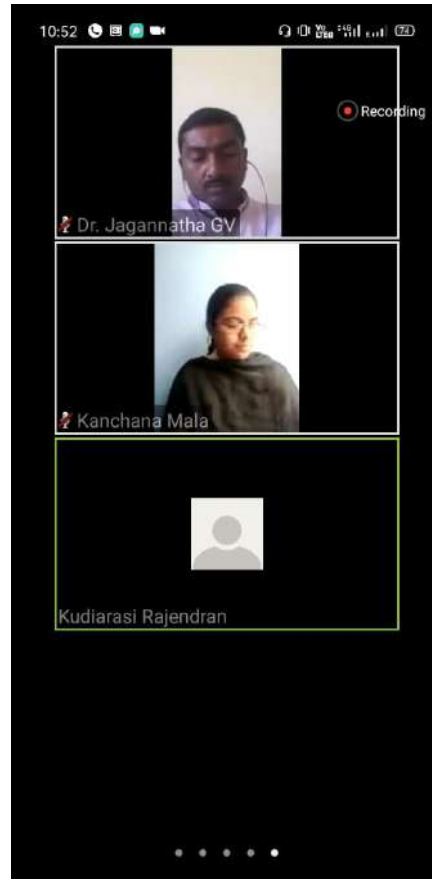
Total number of students : 13/13 (C batch)

Posting discussion topic : Seminar on Purification of water by Kudiarasi

Summary:

The student explained about potable water, sources of water, hardness of water and purification of water on large scale and small scale. The large scale purification methods included slow sand filtration and rapid sand filtration. The small scale methods of purification included boiling, UV light, Ozonation among others. The students were advised to refer to WHO article on purification of water on slow sand filtration.





DEPARTMENT OF PUBLIC HEALTH DENTISTRY

CLINICAL E-DISCUSSION REPORT

SESSION 2: 12:30 pm – 1:45 pm

Date : 25.6.2020

Staff in-charge : Dr. Jagannatha G V

PG student: Dr. Sujatha Devi

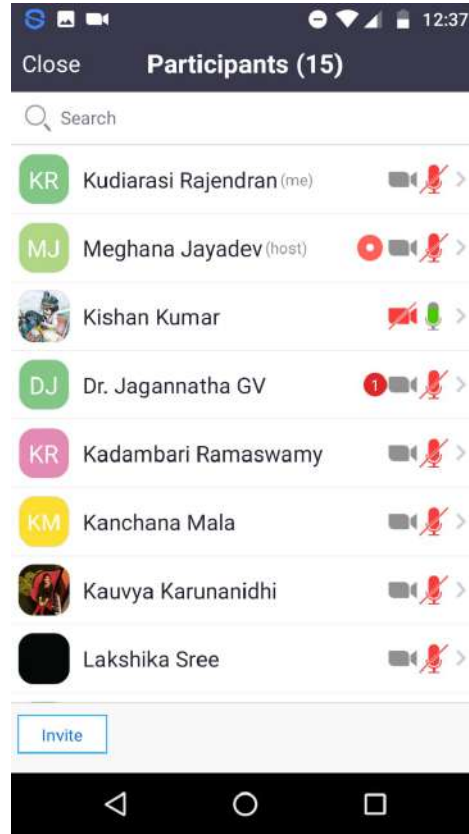
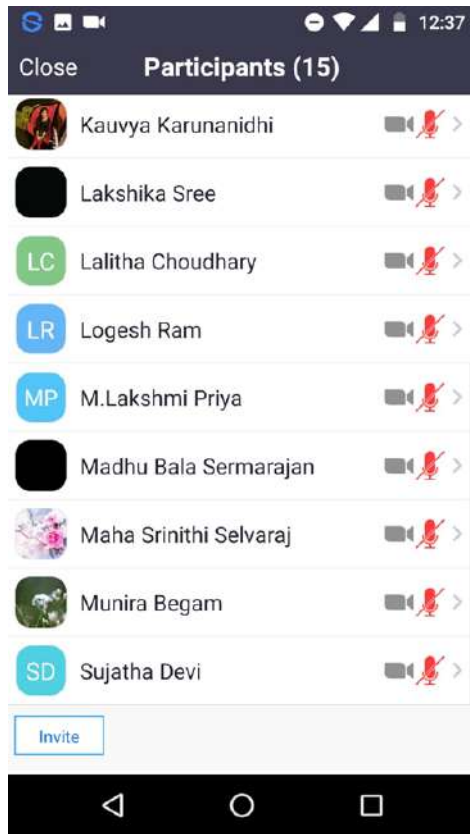
UG Students: IV year main batch – C

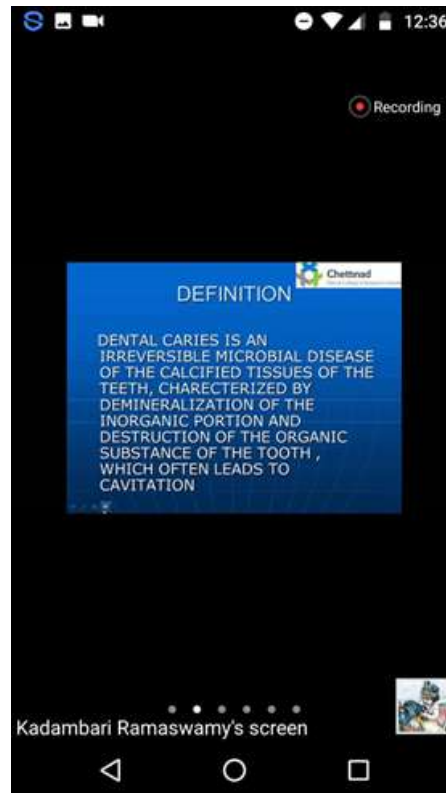
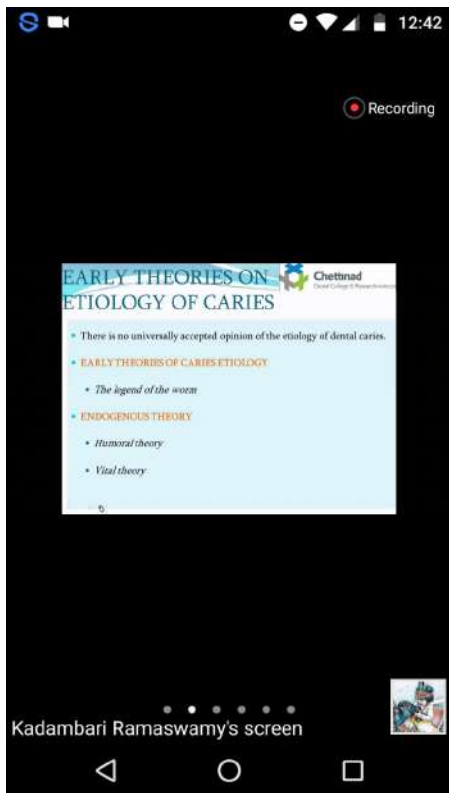
Total number of students : 13/13 (C batch)

Posting discussion topic : Seminar on Epidemiology of dental caries by Kishan

Summary:

The definition of epidemiology and dental caries, epidemiological studies, theories of dental caries, human sugar studies, etiological factors of dental caries, Cariogram, caries activity tests and levels of prevention of dental caries.





DEPARTMENT OF PUBLIC HEALTH DENTISTRY

CLINICAL E-DISCUSSION REPORT

SESSION 3: 2:30 pm – 3:30 pm

Date : 25.6.2020

Staff in-charge : Dr. Jagannatha G V

PG student: Dr. Sujatha Devi

UG Students: IV year main batch – C

Total number of students : 13/13 (C batch)

Posting discussion topic : Article discussion and Q and A session

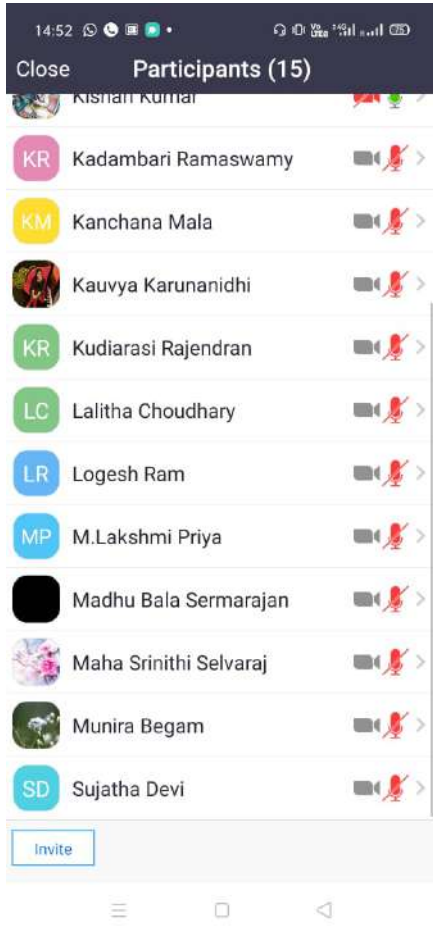
Summary:

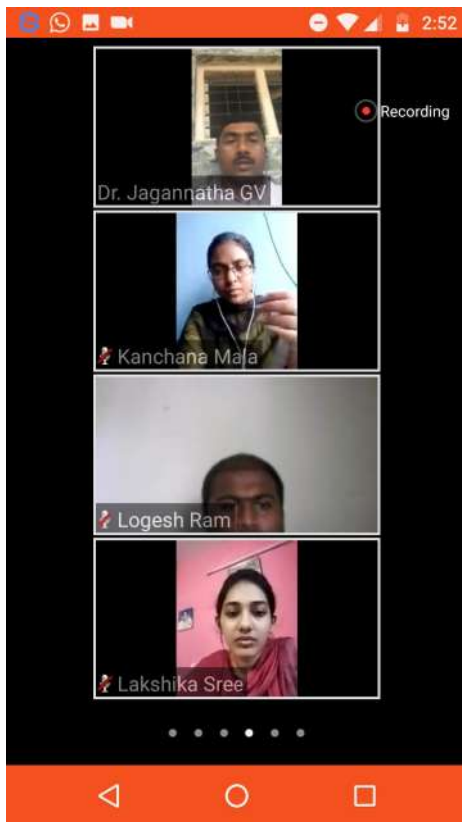
The students discussed an article discussion on ‘why prevalence of dental caries is more in female gender than male gender’ followed by question and answer session in the jumbled words format and then the students who are going to present the seminar in the following days, showed their source of information used for their presentation.



Chettinad

Dental College & Research Institute







DEPARTMENT OF PUBLIC HEALTH DENTISTRY

REPORT FOR e-DISCUSSION FOR CLINICAL POSTING FINAL YEARS

Date:26.06.2020

Session I: 10.45AM-11.30AM

Faculty: Dr.Nagaland

Students: IV Year SupplementaryBatch – F Batch

Total No: of Final Years:2/2

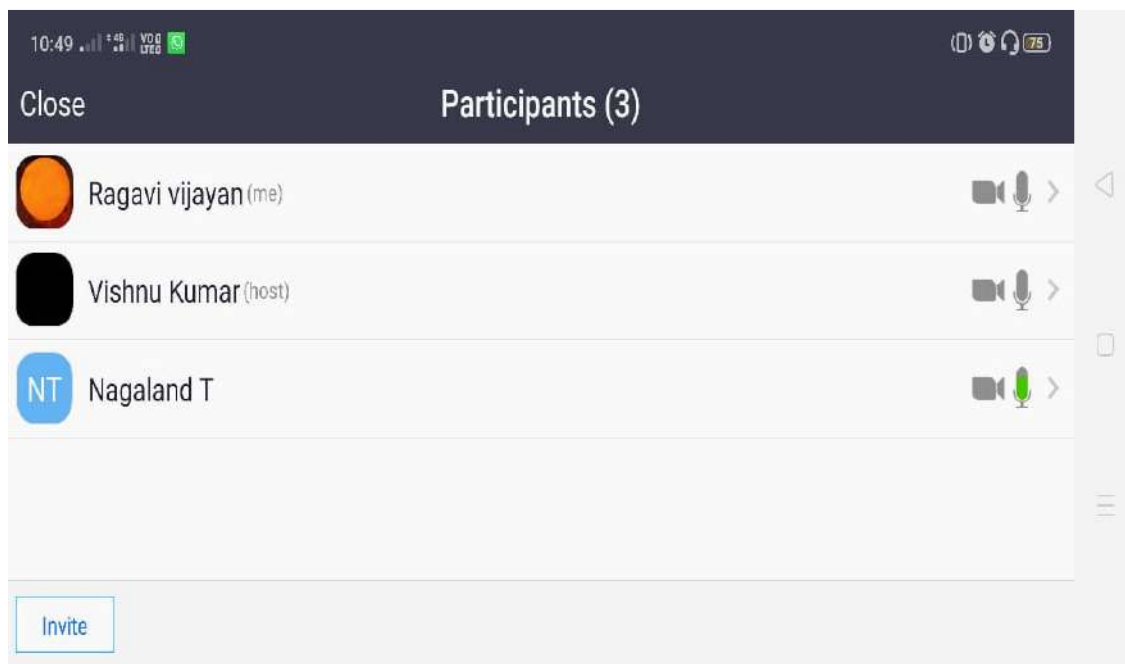
Discussion topic:Dental Caries Risk Assessment - at individual and community level

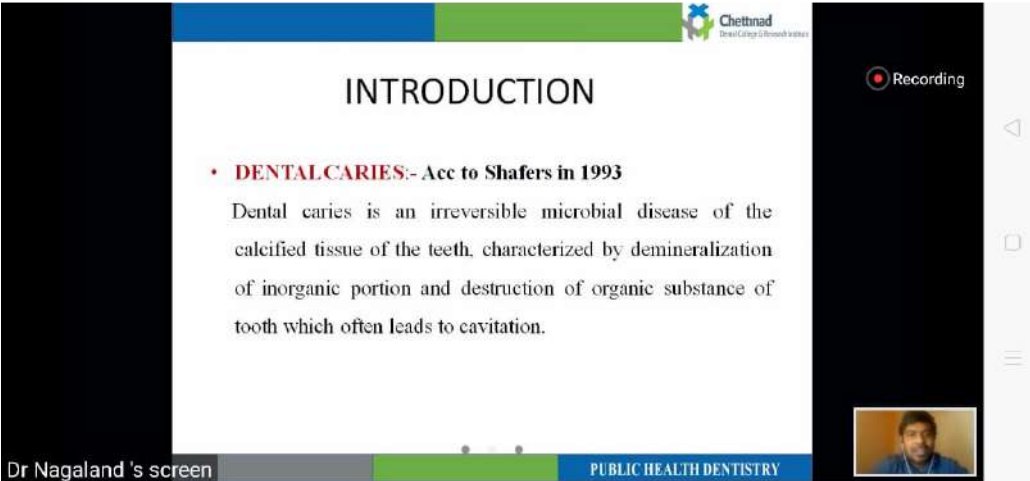
Summary:

Today (26.06.2020),posting e - class was taken by Dr. Nagaland sir via zoom app from 10.45 am – 11.30 am

The faculty started the session with the definition of dental caries, and discussed about what is caries risk assessment, caries activity test, risk factors and risk indicators. He also discussed in detail about the caries imbalance and the different factors involved in caries imbalance and concluded by summarizing the session.

ATTENDANCE LIST:





A screenshot of a Zoom meeting showing a presentation slide. The slide is titled 'INTRODUCTION' and contains the following text:

- **DENTALCARIES:- Acc to Shafers in 1993**

Dental caries is an irreversible microbial disease of the calcified tissue of the teeth, characterized by demineralization of inorganic portion and destruction of organic substance of tooth which often leads to cavitation.

The slide also features the Chettinad Dental College & Research Institute logo in the top right corner. A 'Recording' indicator is visible in the top right of the Zoom window. A small video thumbnail of a participant is visible in the bottom right corner of the Zoom window. The bottom of the slide has a footer that reads 'PUBLIC HEALTH DENTISTRY'. The text 'Dr Nagaland 's screen' is visible in the bottom left corner of the Zoom window.

DEPARTMENT OF PUBLIC HEALTH DENTISTRY

REPORT FOR e-DISCUSSION FOR CLINICAL POSTING FINAL YEARS

Date:26.06.2020

Session I: 11.35AM-12.10PM

Faculty: Dr.Nagaland

Students: IV Year SupplementaryBatch – F Batch

Total No: of Final Years:2/2

Discussion topic:Dental Caries Risk Assessment – at individual and community level

Summary:

Today (25.06.2020),posting e - class was taken by Dr. Nagaland sir via zoom app from 11.35 pm – 12.10 pm

The faculty continued the session on dental caries risk assessment and continued with the tools for caries assessment and explained about CAMRA (Caries Management By Risk Assessment), Cariogram and Traffic Light Matrix. He also explained in detail about the caries risk factors.

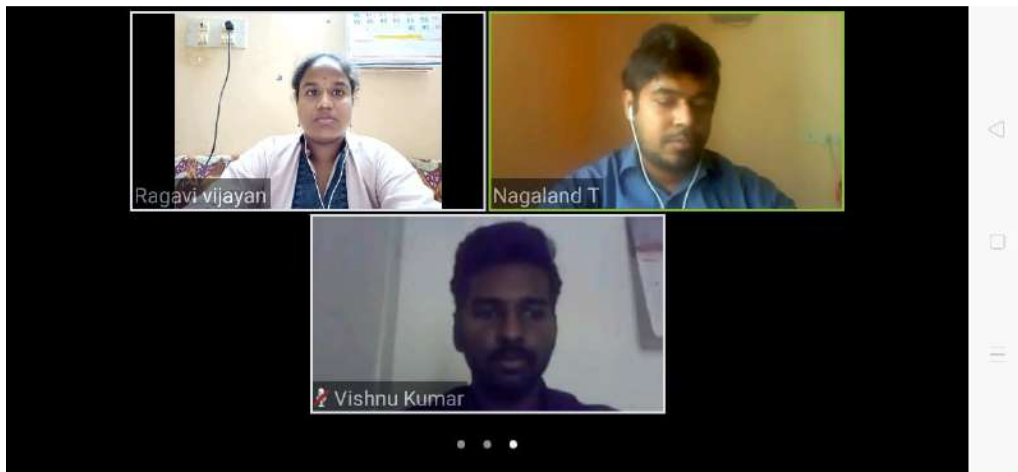
ATTENDANCE LIST:




The screenshot shows the Zoom 'Participants' panel with three participants listed. At the top, the time is 10:49 and the battery level is 75%. The participants list includes:

- Ragavi vijayan (me) - Video off, Microphone off
- Vishnu Kumar (host) - Video off, Microphone off
- Nagaland T - Video off, Microphone on

An 'Invite' button is visible at the bottom left of the panel.




 Chettinad
Dental College & Research Institute


Caries Management by Risk Assessment (CAMBRA):

- The CAMBRA philosophy was first introduced nearly a decade ago when an unofficial group called the Western CAMBRA Coalition was formed that included stakeholders from education, research, industry, governmental agencies and private practitioners based in the western region of the United States

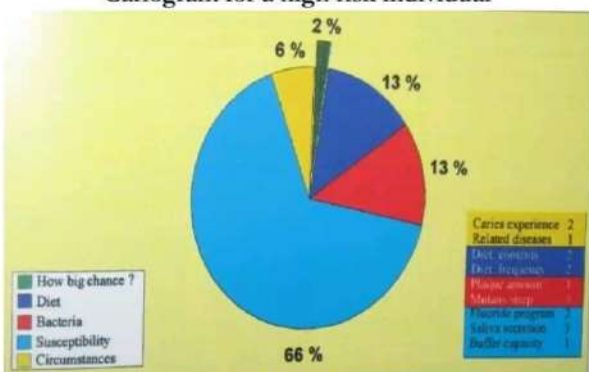
Recording



PUBLIC HEALTH DENTISTRY

 Chettinad
Dental College & Research Institute


Cariogram for a high risk individual



How big chance ?	2 %
Diet	66 %
Bacteria	13 %
Susceptibility	13 %
Circumstances	6 %

Caries experience	2
Related diseases	1
Diet amount	2
Diet frequency	2
Plaque amount	1
Saliva output	1
Fluoride program	1
Saliva secretions	1
Buffer capacity	1

Recording



PUBLIC HEALTH DENTISTRY

DEPARTMENT OF PUBLIC HEALTH DENTISTRY

REPORT FOR e-DISCUSSION FOR CLINICAL POSTING FINAL YEARS

Date:26.06.2020

Session I: 2.30PM-3.30PM

Faculty: Dr.Nagaland, Dr. Jagannatha G.V

Students: IV Year SupplementaryBatch – F Batch

Total No: of Final Years:2/2

Discussion topic:Dental Caries Risk Assessment – at individual and community level

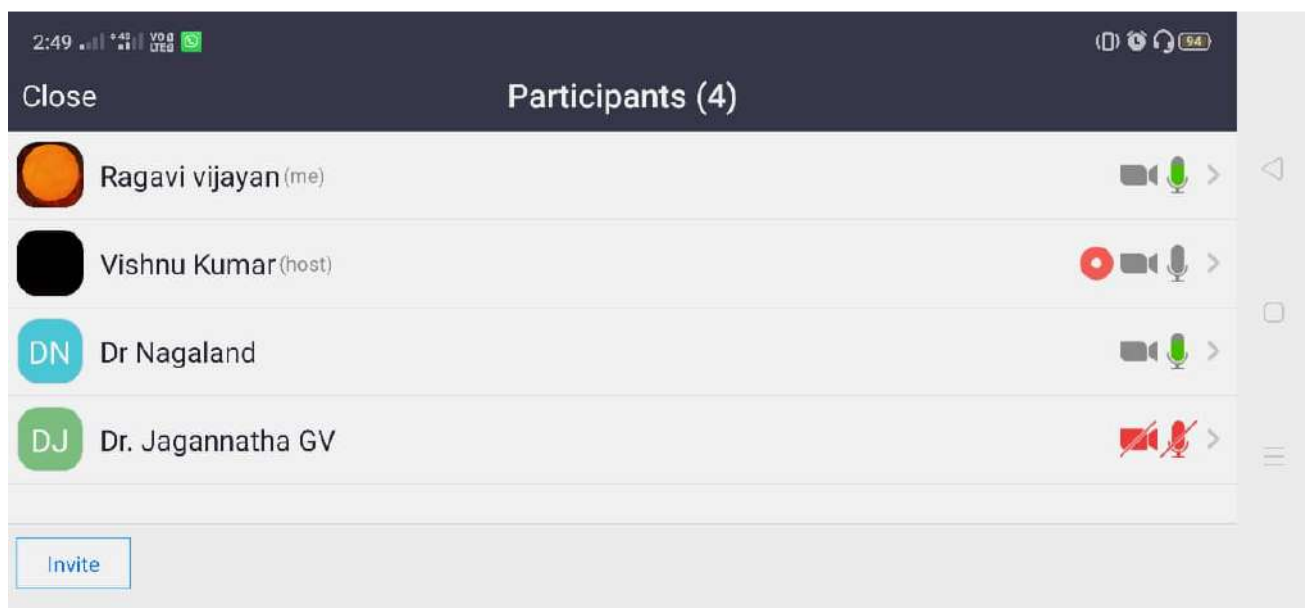
Summary:

Today (24.06.2020), posting e - class was taken by Dr. Nagaland sir and Dr. Jagannatha G.V sir via zoom app from 2.30 pm – 3.30 pm. The faculty revised about the topics discussed in the previous sessions and continued the session discussing in detail about the caries risk factors. He discussed in detail about the methods of caries risk assessment and the uses of caries risk assessment.

Assignment:

1. Cariogram – Definition, objectives, components and uses

ATTENDANCE LIST:



2)- **SPECIFIC MICROBES AND CARIES RISK**

- Can readily estimate bacterial levels in saliva, and dentists can identify patients with a high bacterial load
- A high count in saliva more than 1 million colony forming units per ml of saliva indicates that most teeth are colonized by bacteria i.e. many tooth surfaces are subject to increased risk.

Dr Nagaland's screen PUBLIC HEALTH DENTISTRY

Demineralization and Remineralization

1 Acids
2 Calcium and phosphate
3 Fluoride, phosphate, and calcium

(White spot) Early lesion

PUBLIC HEALTH DENTISTRY

Pathological factors:	Protective factors are:
<p>2) Dietary factors</p> <ul style="list-style-type: none"> • Frequent between meal snacking • Prolonged night-time or at will bottle/breast feeding of infant • Multiple sugar exposures through the day • Infant Ready availability of cariogenic snacks 	<p>• Dietary factors:</p> <ul style="list-style-type: none"> • Sugar exposures are limited to meal times • Preference for non-cariogenic snacks • No deleterious bottle/breast feeding of the infant

PUBLIC HEALTH DENTISTRY

DEPARTMENT OF PUBLIC HEALTH DENTISTRY

CLINICAL e- DISCUSSION REPORT.

Session 1 : 11.00 to 11.50 pm

Date: 26/06/2020

Staff incharge:

Dr.Cyril Benedict

Posting discussion topic:

Seminar on : 'Caries activity tests' by K.Kauvya

Students: IV Year main batch - C

Total number of students:13/13(C batch)

Summary:

The C-batch final year students had discussion on "Caries activity tests" which includes introduction , definition , need for caries activity tests,ideal requisites, classification and various caries activity tests -lactobacillus colony count test, plaque tooth pick method, saliva/tongue blade method and dip slide method for streptococcus mutans count

ATTENDANCE SHEET:

































11:16 

 Vo LTEB 4G R... 70

Close

Participants (14)


 Search

-  **Lakshika Sree** (me, host)   >
-  **Dr.Cyril Benedict**    >
-  **Kauvya Karunanidhi**   >
-  **Kadambari Ramaswamy**   >
-  **Kanchana Mala**   >
-  **Kishan Kumar**   >
-  **Kudiarasi Rajendran**   >
-  **Lalitha Choudhary**   >
-  **Logesh Ram**   >
-  **M.Lakshmi Priya**   >
-  **Madhu Bala Sermarajan**   >




























Invite

Mute All





 11:09


Close **Participants (14)**





	Munira Begam	  >
	Kadambari Ramaswamy	  >
	Kanchana Mala	  >
	Lalitha Choudhary	  >
	Logesh Ram	  >
	M.Lakshmi Priya	  >
	Madhu Bala Sermarajan	  >
	Maha Srinithi Selvaraj	  >
	Meghana Jayadev	  >


[Invite](#)



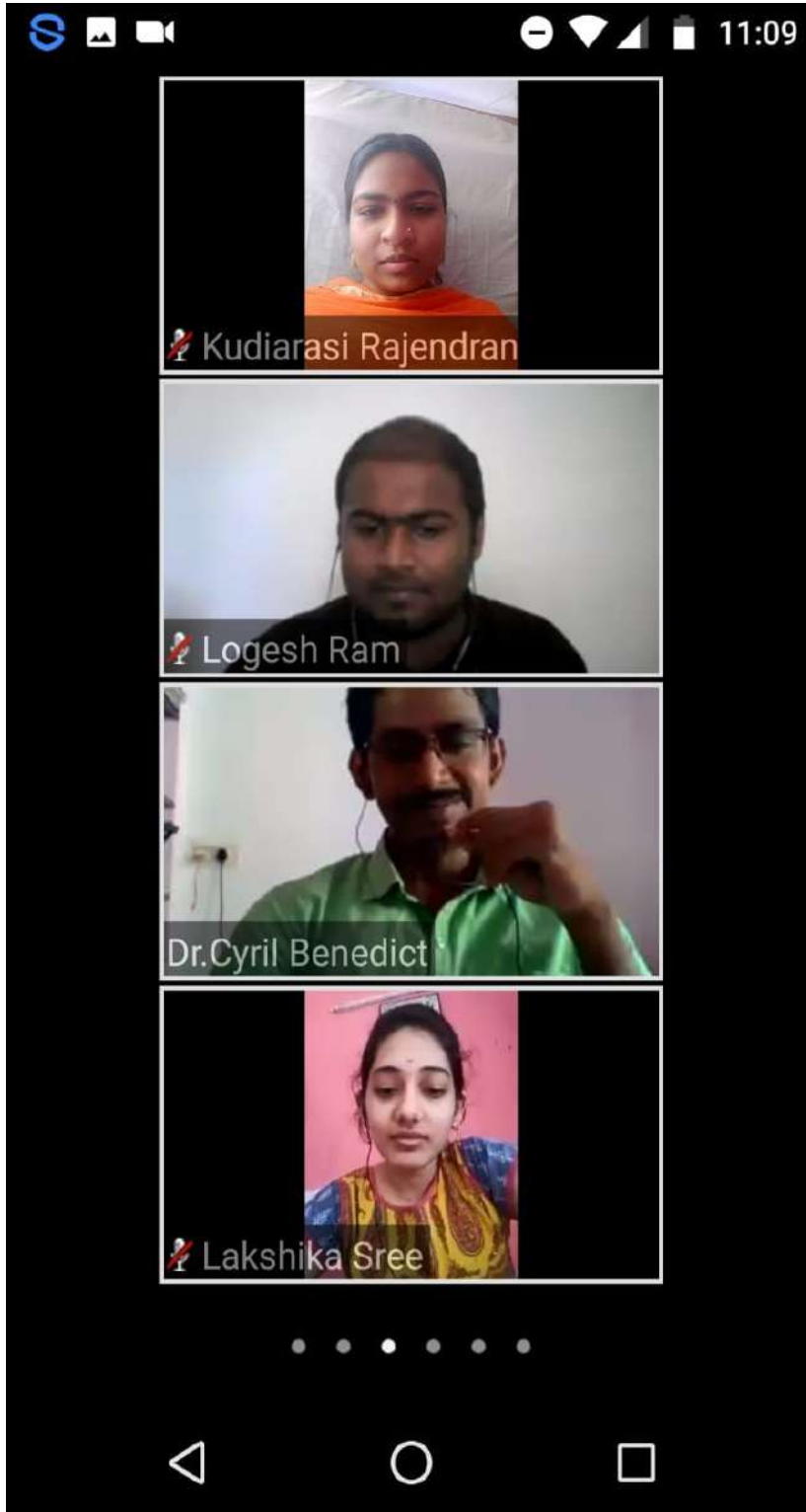


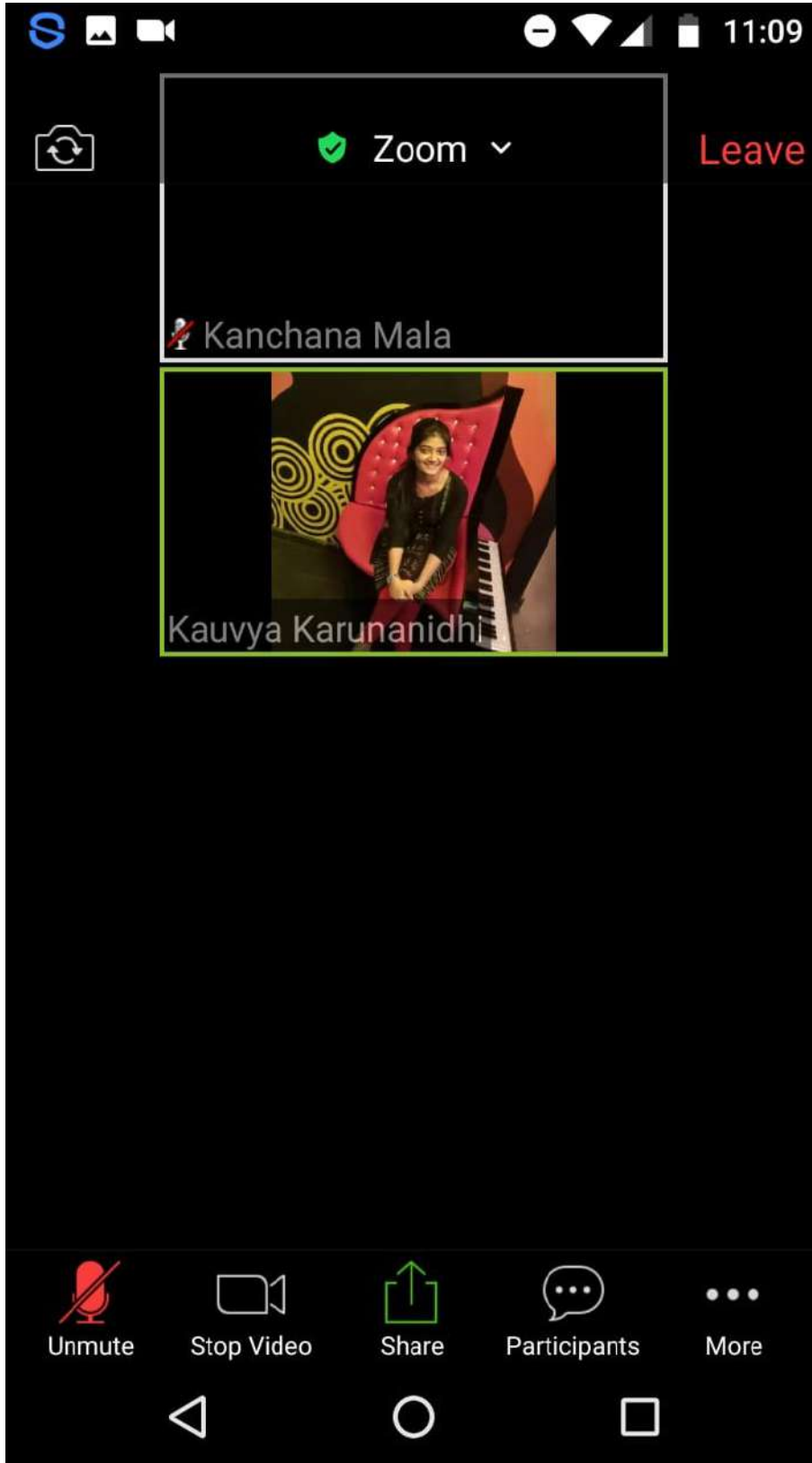


-  Meghana Jayadev
-  Maha Srinithi Selvaraj
-  Lalitha Choudhary
-  M.Lakshmi Priya












The screenshot shows a Zoom meeting interface on a mobile device. At the top, the status bar displays the time as 11:10 and various system icons. Below the status bar, the Zoom app header includes a refresh icon, a green checkmark, the text "Zoom", a dropdown arrow, and a red "Leave" button. The main content area displays a presentation slide with a blue background. The slide title is "CARIES ACTIVITY AND SUSCEPTIBILITY TESTS" in white, serif font. Below the title, there is a small inset image showing a person in a lab coat and gloves using a dental instrument on a tooth. The presenter's name "KAUVYA.K" and affiliation "FINAL YR BDS" are listed at the bottom right of the slide. The Zoom control bar at the bottom features several icons: a pencil icon (highlighted with a blue circle), a microphone icon with a red slash (labeled "Unmute"), a video camera icon (labeled "Stop Video"), a share icon (labeled "Share"), a speech bubble icon (labeled "Participants"), and a three-dot menu icon (labeled "More"). A small video thumbnail of a participant is visible in the bottom right corner of the meeting area. The Android navigation bar is visible at the very bottom.

Zoom Meeting 40-Minutes | You are viewing Logesh Ram's screen | View Options

Recording... | 00:12:10 | Speaker View

SYNOPSIS


- INTRODUCTION
- DEFINITIONS
- NEED FOR CARIES ACTIVITY TEST
- IDEAL REQUISITES
- CLASSIFICATION
- CARIES ACTIVITY TESTS
 - PRINCIPLE
 - PROCEDURE
 - EVALUATION
 - ADVANTAGES
 - DISADVANTAGE
- LIMITATIONS
- CONCLUSION




Participants: 14 | Chat | Share Screen | Pause/Stop Recording | Reactions | Leave

Mute | Stop Video | Type here to search | 11:16 AM 26-06-2020

11:16   

     70

 Recording

INTRODUCTION

- ❖ Carious lesions are detected by a clinical examination coupled with bite-wing radiographs.
- ❖ A clinical examination neither predicts caries activity nor indicates a patient's susceptibility to dental caries.
- ❖ A simple reliable laboratory test that could do this would greatly facilitate the clinical examination.



Zoom Meeting 40-Minutes | You are viewing Logesh Ram's screen | View Options

00:13:02 | Speaker View

DEFINITIONS

CARIES ACTIVITY:

Refers to increment of active lesions (new or recurrent lesions) over a stated period of time.

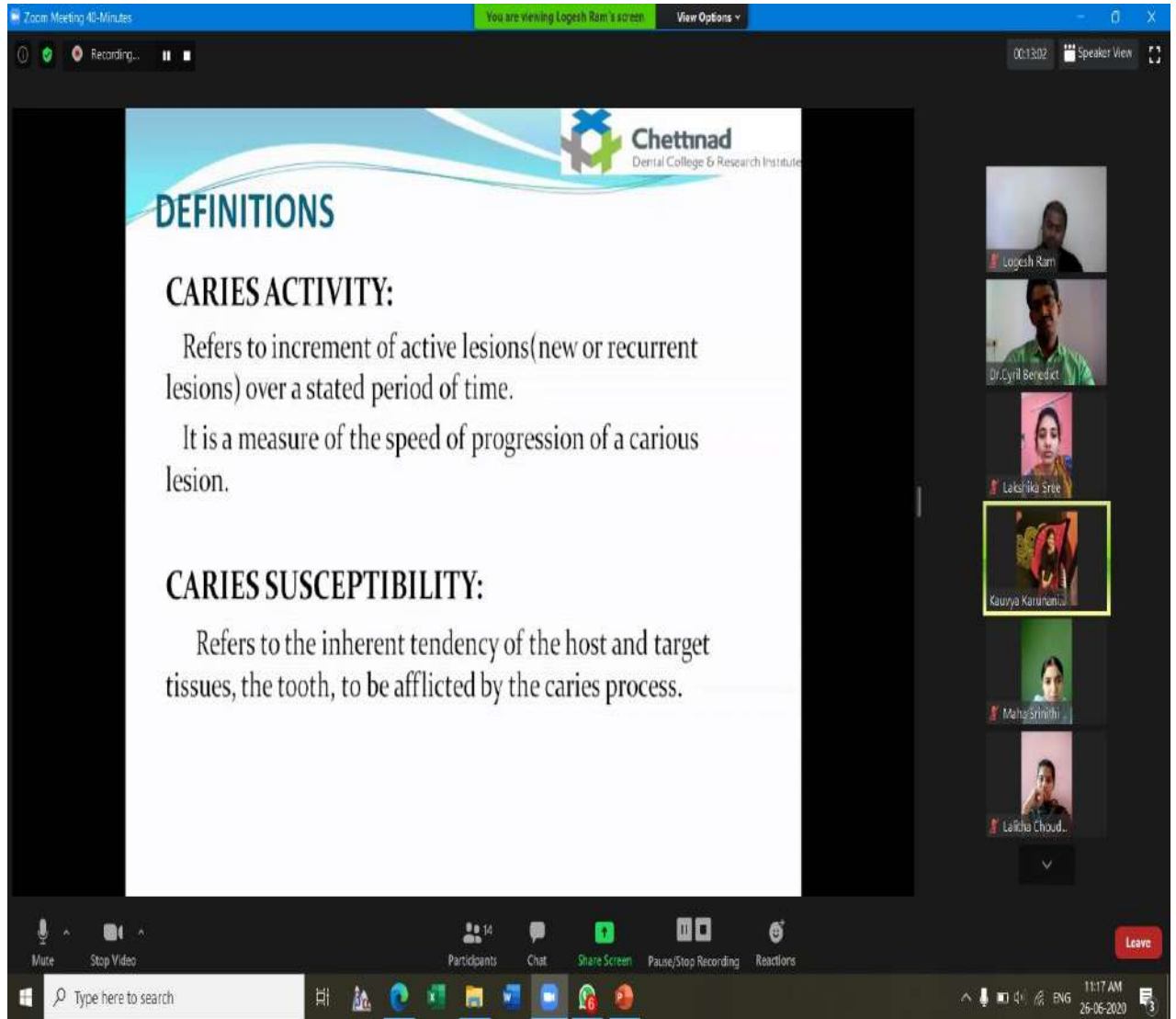
It is a measure of the speed of progression of a carious lesion.

CARIES SUSCEPTIBILITY:

Refers to the inherent tendency of the host and target tissues, the tooth, to be afflicted by the caries process.

Mute | Stop Video | Participants (14) | Chat | Share Screen | Pause/Stop Recording | Reactions | Leave

Type here to search | 11:17 AM | 25-06-2020



DEPARTMENT OF PUBLIC HEALTH DENTISTRY

CLINICAL e- DISCUSSION REPORT.

Session 2 : 12.30 to 1.40 pm

Date: 26/06/2020

Staff incharge:

Dr.Cyril Benedict

Posting discussion topic:

Seminar on : 'Caries activity and susceptibility tests' by K.Kauvya(contd)

Students: IV Year main batch - C

Total number of students:13/13(C batch)



Summary:

The C-batch final year students had discussion on "Caries activity and susceptibility tests" which includes swab test, Albans test ORA test and limitations of caries activity testing and conclusion .

ATTENDANCE SHEET:

12:44         54

Close **Participants (14)**

	Kavuya Karunamani	  
	Dr. Cyril Benedict	  
	Kadambari Ramaswamy	  
	Kanchana Mala	  
	Kishan Kumar	  
	Kudiarasi Rajendran	  
	Lalitha Choudhary	  
	M. Lakshmi Priya	  
	Madhu Bala Sermarajan	  
	Maha Srinithi Selvaraj	  
	Meghana Jayadev	  
	Munira Begam	  

[Invite](#)













































12:44   

  VoLTE    54

Close

Participants (14)

 Search

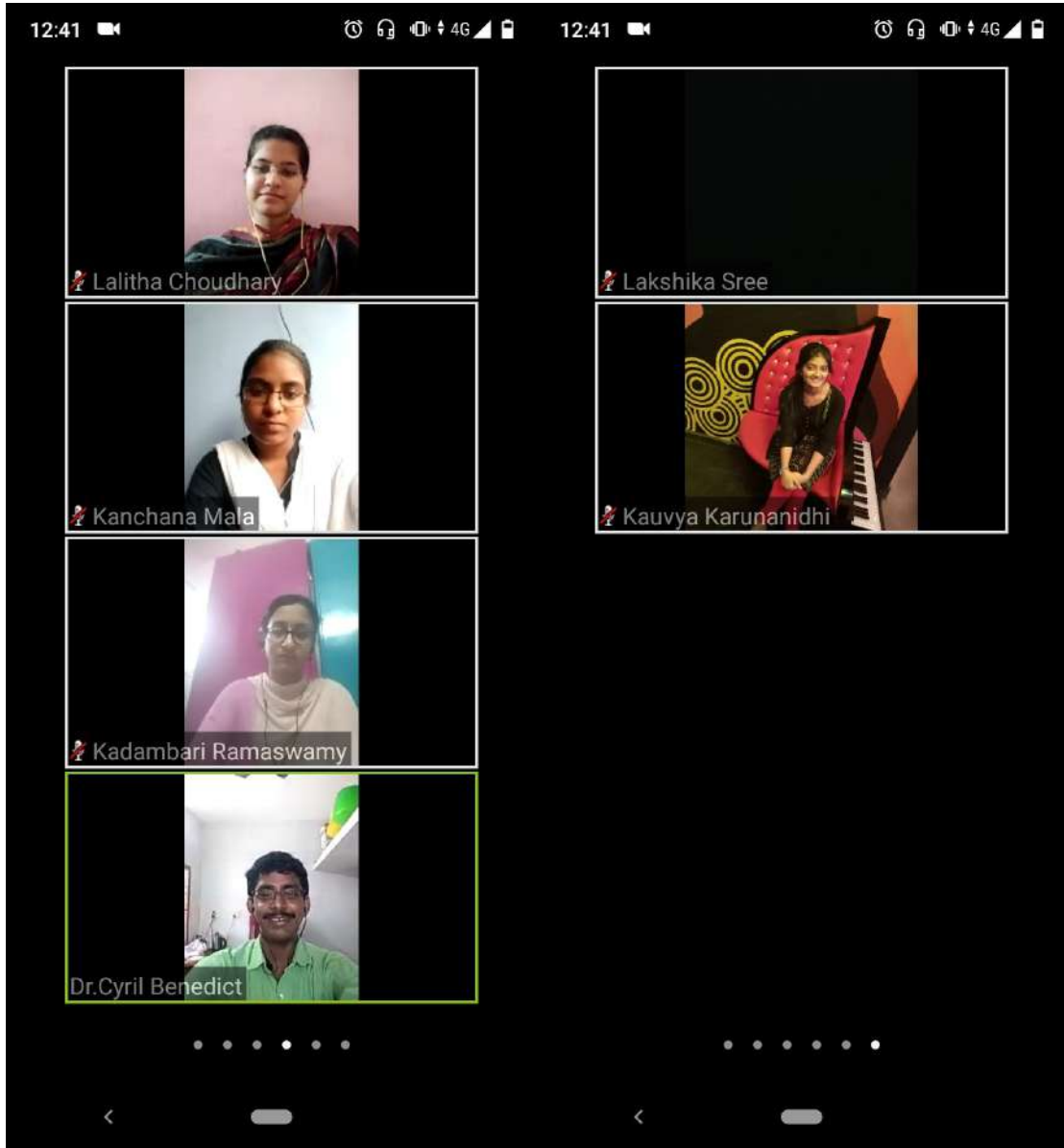
-  Lakshika Sree (me)   
-  Logesh Ram (host)   
-  Kauvya Karunanidhi   
-  Dr.Cyril Benedict   
-  Kadambari Ramaswamy   
-  Kanchana Mala   
-  Kishan Kumar   
-  Kudiarasi Rajendran   
-  Lalitha Choudhary   
-  M.Lakshmi Priya   
-  Madhu Bala Sermarajan   

Invite









12:46    

 Recording

ALBANS TEST

It is the simplified substitute for the Snyder test.

PRINCIPLE INVOLVED:

SAME AS SNYDER TEST










It measures the ability of salivary micro organisms to form the organic acids from the carbohydrate medium.





The medium contains an indicator dye bromocresol green colour changes from green to yellow when pH changes from 5.5 to 3.8.


Indirectly measures the number of both aciduric and acidogenic organisms in saliva.


Logesh Ram's screen



12:45          54

   Zoom  Leave
10:42

 Recording



 **Chettinad**
Dental College & Research Institute






ADVANTAGES:




- Relatively simple to carry out
- Tests are of value in assessing the cariogenic challenge.
- Only one tube and no serial dilutions are required

DISADVANTAGES:

- Time consuming
- Sometimes the colour changes are not so clear

 Unmute  Stop Video  Share  Participants  More

12:44

Va LTEa 54% R... 55

Recording

INTERPRETATION:

If the colour is yellow:

TIME	COLOR	CARIES SUSCEPTIBILITY
24 hours	yellow	marked
48 hours	yellow	definite
72 hours	yellow	limited

If the colour is green:

TIME	COLOR	CARIES SUSCEPTIBILITY
24 hours	green	Continue the test
48 hours	green	Continue the test
72 hours	green	Caries inactive

Logesh Ram's screen



DEPARTMENT OF PUBLIC HEALTH DENTISTRY

CLINICAL e- DISCUSSION REPORT.

Session 3 :2.00 to 2.40pm

Date: 26/06/2020

Staff incharge:

Dr.Cyril Benedict

Posting discussion topic:

Spotters on 'Caries activity and susceptibility tests' by K.Kauvya







Students: IV Year main batch - C

Total number of students:13/13(C batch)

















































Summary:

The C-batch final year students had discussion on "Caries activity and susceptibility tests" and had spotters on the topic which was identified and explained by the students.The students were assessed on how well they understood the topic and the session was very interactive.

ATTENDANCE SHEET:



14:05       43

Close **Participants (15)**


	Kavya Karunanidhi	  
	Kadambari Ramaswamy	  
	Kanchana Mala	  
	Kishan Kumar	  
	Kudiarasi Rajendran	  
	Lalitha Choudhary	  
	M.Lakshmi Priya	  
	Madhu Bala Sermarajan	  
	Maha Srinithi Selvaraj	  
	Meghana Jayadev	  
	Munira Begam	  
	sowmya rao	  


































[Invite](#)



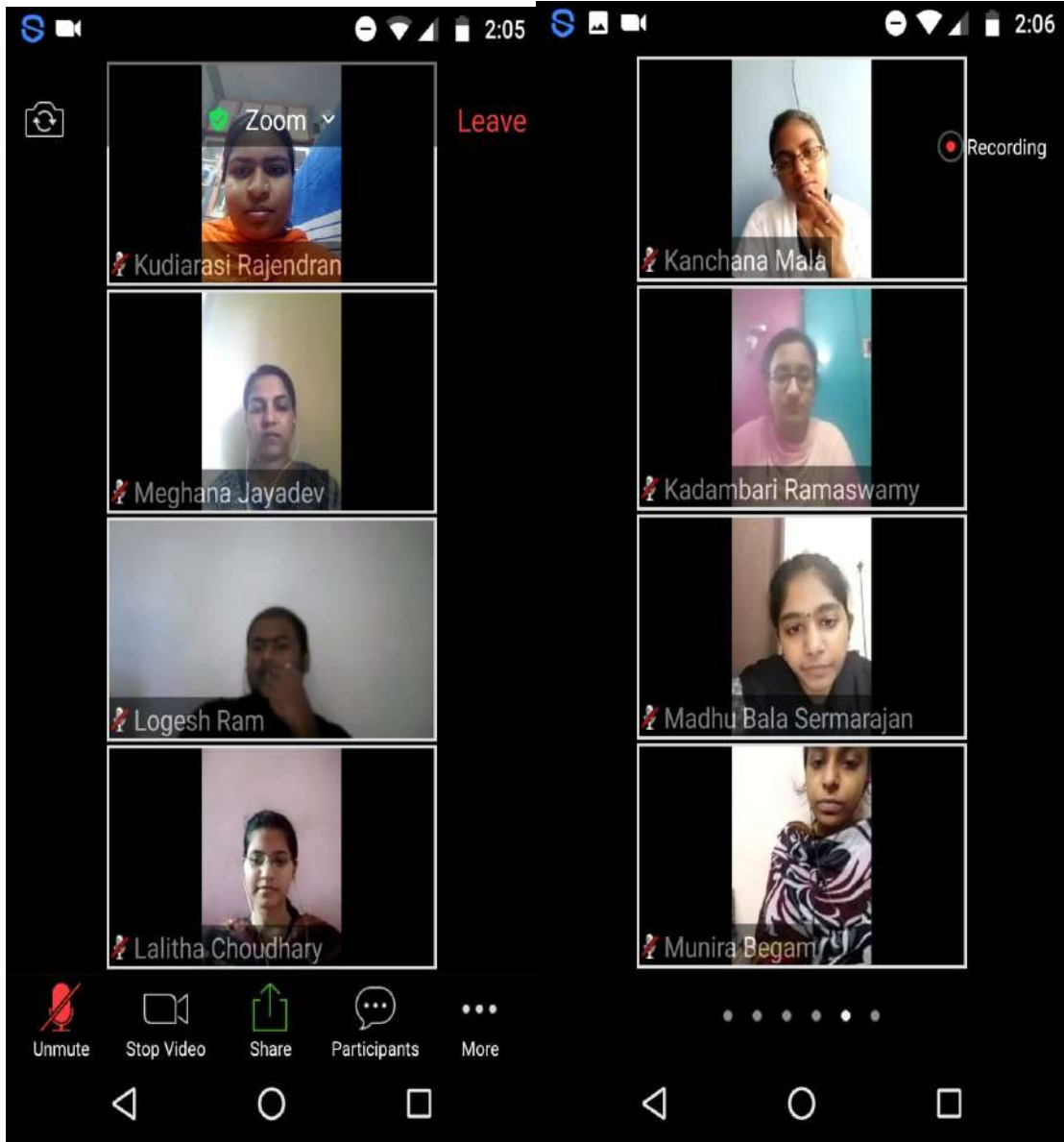
14:05   45

Close **Participants (15)**

 Search

	Lakshika Sree (me)	  >
	Logesh Ram (host)	  >
	Dr.Cyril Benedict	  >
	Kavya Karunanidhi	  >
	sowmya rao	  >
	Kadambari Ramaswamy	  >
	Kanchana Mala	  >
	Kishan Kumar	  >
	Kudiarasi Rajendran	  >
	Lalitha Choudhary	  >
	M.Lakshmi Priya	  >

[Invite](#)



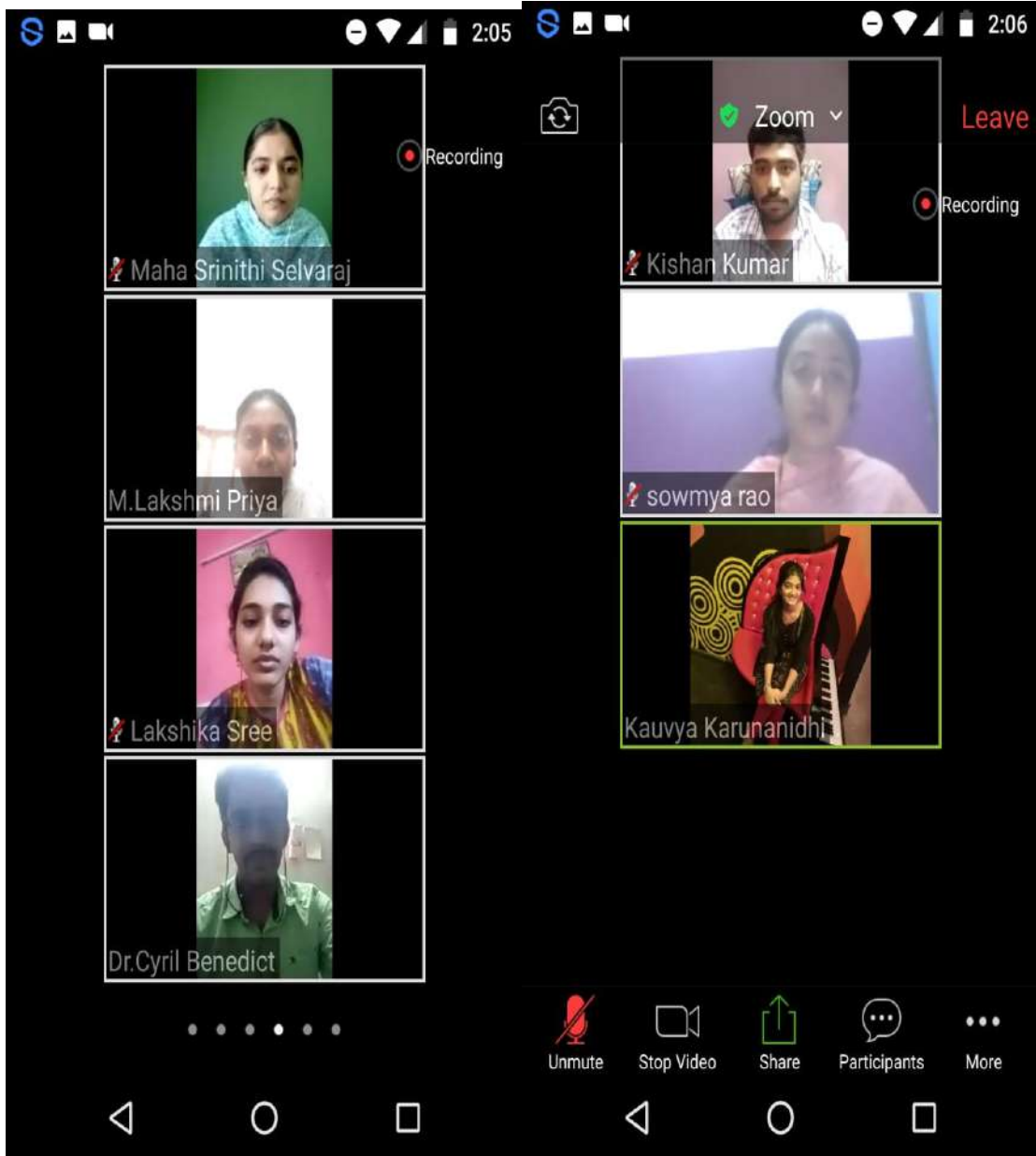
The image shows a Zoom mobile application interface during a meeting. At the top, the status bar displays the time as 2:05 and 2:06, along with icons for signal strength, Wi-Fi, and battery. The Zoom logo is visible in the top left corner. The main area is a grid of video thumbnails for participants:

- Top-left: **Kudiarasi Rajendran** (video on, microphone muted). A "Zoom" dropdown menu is visible above the thumbnail, and a red "Leave" button is to its right.
- Top-right: **Kanchana Mala** (video on, microphone muted). A red "Recording" indicator is visible to the right of the thumbnail.
- Middle-left: **Meghana Jayadev** (video on, microphone muted).
- Middle-right: **Kadambari Ramaswamy** (video on, microphone muted).
- Bottom-left: **Logesh Ram** (video on, microphone muted).
- Bottom-right: **Madhu Bala Sermarajan** (video on, microphone muted).
- Bottom-left (smaller): **Lalitha Choudhary** (video on, microphone muted).
- Bottom-right (smaller): **Munira Begam** (video on, microphone muted).

At the bottom, there is a control bar with the following icons and labels from left to right:

- Unmute (muted microphone icon)
- Stop Video (video camera icon)
- Share (share icon)
- Participants (speech bubbles icon)
- More (three dots icon)

Below the control bar is the Android navigation bar with back, home, and recent apps buttons.



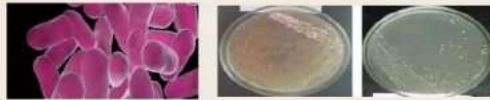
The screenshot displays a Zoom meeting interface on a mobile device. At the top, the status bar shows the time as 2:05 and 2:06, along with icons for signal strength, Wi-Fi, and battery. The meeting title is "Zoom" with a dropdown arrow, and a "Leave" button is visible in the top right corner. The main area contains a grid of video thumbnails for participants: Maha Srinithi Selvaraj, Kishan Kumar, M.Lakshmi Priya, sowmya rao, Lakshika Sree, and Kauvya Karunanidhi. A "Recording" indicator is present in the top right of the first two thumbnails. The bottom control bar includes icons for Unmute, Stop Video, Share, Participants, and More. The Android navigation bar is visible at the very bottom.

Zoom Meeting Controls

Zoom ▼ Leave

Recording

3)



1. Who introduced this test in which year?
2. Name the agar used.
3. What are the major advantages and disadvantages of the test?



Unmute



Stop Video



Share



Participants



More





2:17

 Recording

7)



1. Name the test.
2. How is the sample collected?
3. What is the principle involved?





2:24

 Recording

10)









1. Name the dye used for this test.
2. What is the principle involved?
3. Interpret the caries conduciveness according to t



Zoom Leave

Recording

1)

	X ₁	X ₂	X ₃
Before			
After			

1. Identify the caries test.

2. What is the pH range for the colour change?

3. Name the indicator used for the test.

Unmute Stop Video Share Participants More



DEPARTMENT OF PUBLIC HEALTH DENTISTRY

CLINICAL e-DISCUSSION REPORT via ZOOM App

SESSION 1

SESSION TIMINGS : 10.00 AM to 10:40 AM

DATE: 27/06/2020

STAFF INCHARGE: Dr. Nagappan N

POSTING DISCUSSION TOPIC: Seminar on 'Professionally Applied Topical Fluorides'

STUDENTS: IV Year BDS Main Batch – 'C'

TOTAL NO. OF STUDENTS: 13/13 (MAIN BATCH – C BATCH)

1/1 (SUPPLEMENTARY BATCH – SOWMYA RAO)

SUMMARY:

The C Batch students had a seminar discussion on the topic Professionally Applied Topical Fluorides which included the introduction, types of professionally applied fluorides, techniques of application, advantages and disadvantages

10:07

Zoom Leave Zoom Leave

Recording

DEFINITION

The term **Topical Fluoride Therapy** refers to the use of systems containing relatively large concentrations of fluoride that are applied locally, or topically, to erupted tooth surfaces to prevent the formation of dental caries.

Thus this term encompasses the use of fluoride rinses, dentifrices, pastes, gels, and solutions that are applied in various manners.

PROFESSIONALLY APPLIED TOPICAL FLUORIDES

Kaichanamsa - C health
BDS Fourth year
Department of public health dentistry

Unmute Stop Video Share Participants More Unmute Stop Video Share Participants More

10:06

Zoom Leave

Recording

SYNOPSIS

- Introduction**
- Rationale for topical fluoride therapy**
- indications**
- mechanism**
- Professionally applied**
- Self applied**
- Fluoride vehicle**
- conclusion**

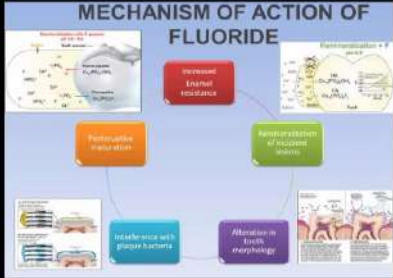
Unmute Stop Video Share Participants More

10:08

Zoom Leave

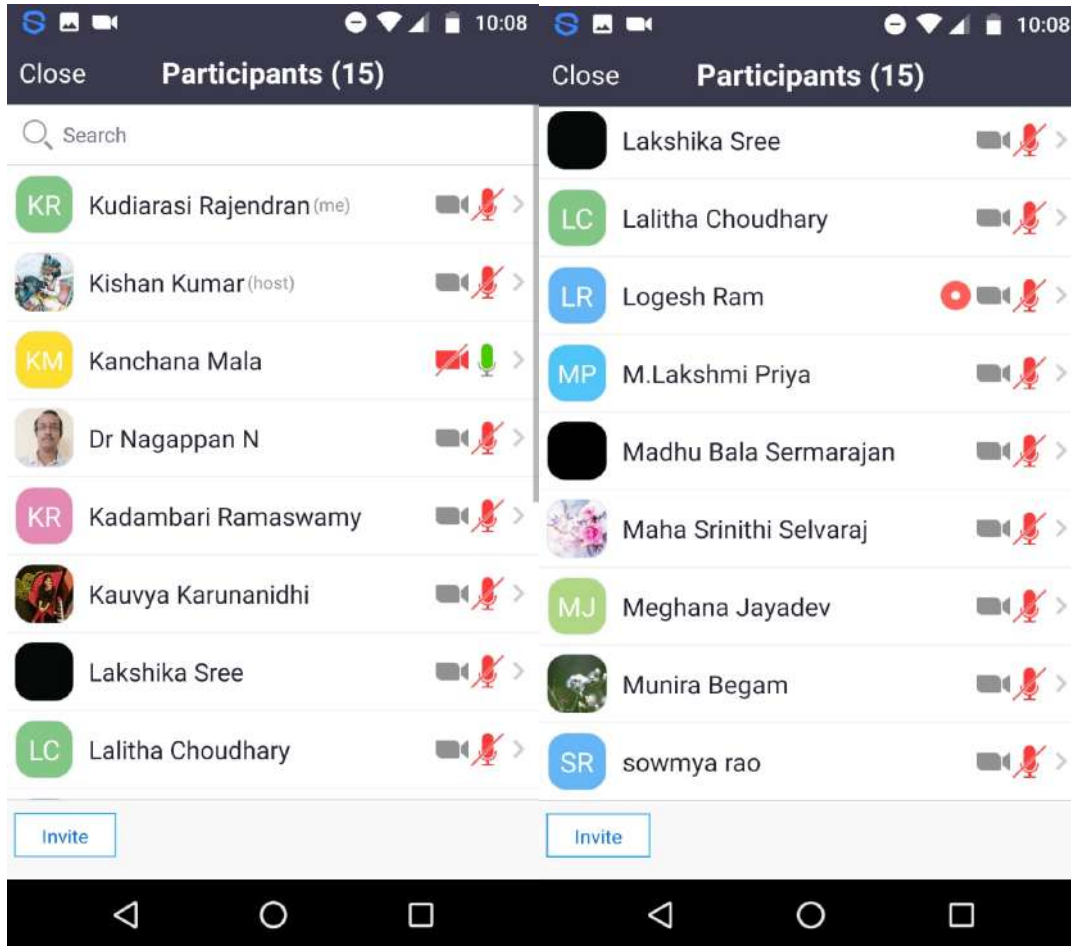
Recording

MECHANISM OF ACTION OF FLUORIDE

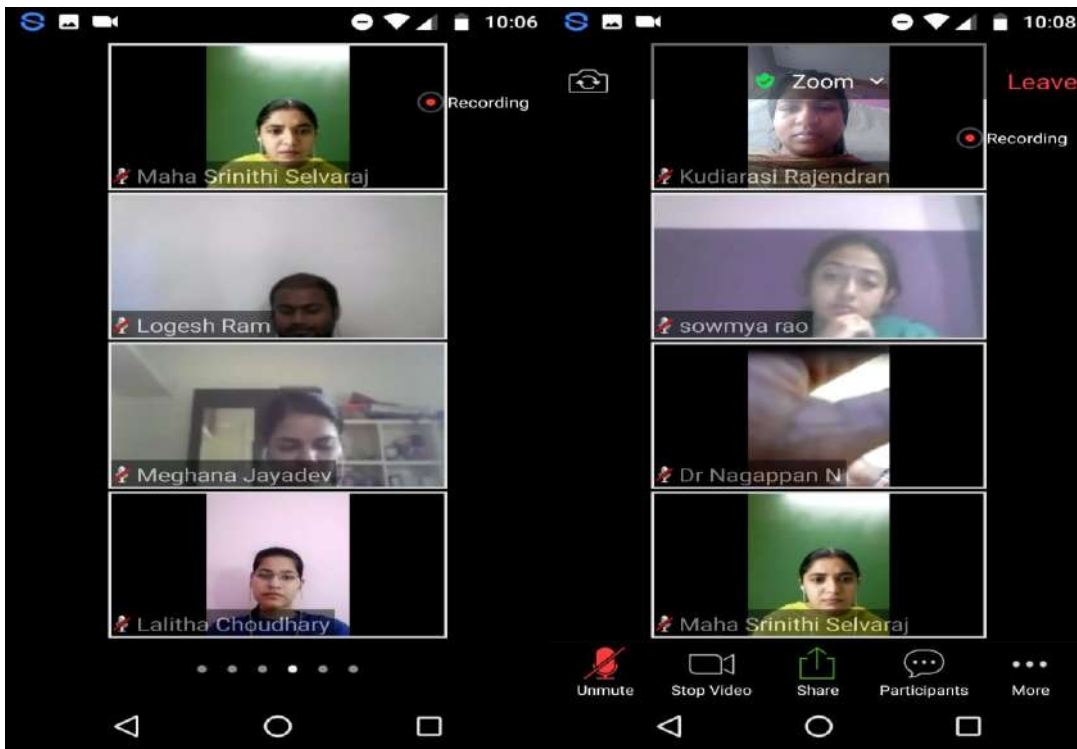
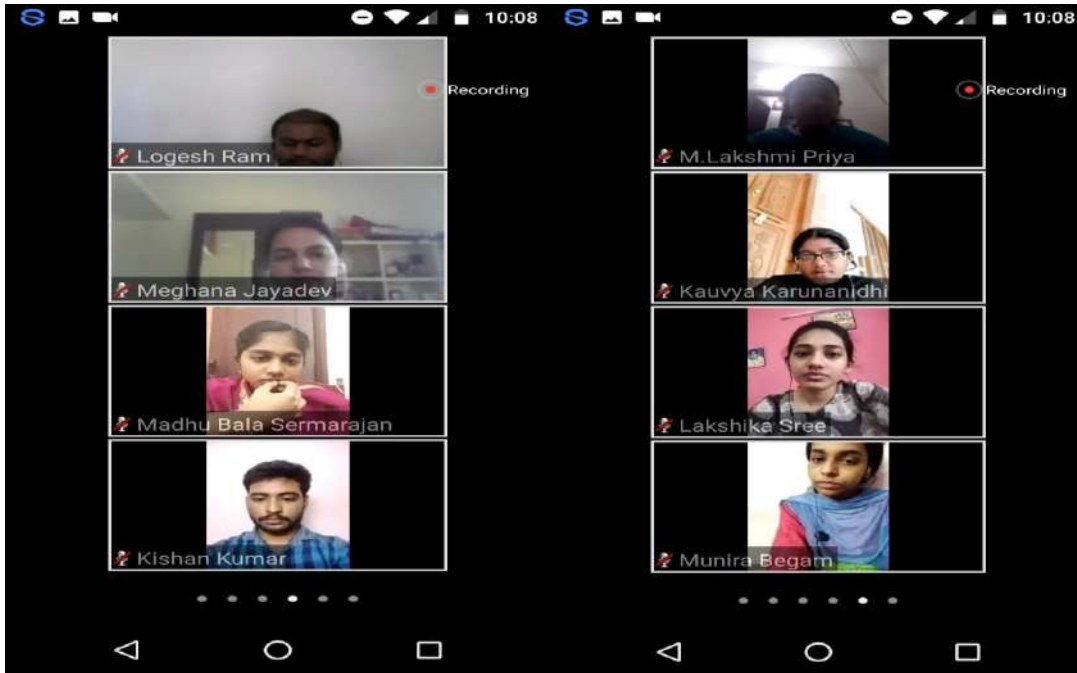


Unmute Stop Video Share Participants More

ATTENDANCE SHEET



Participant	Participant
Close	Close
Participants (15)	Participants (15)
Search	
KR Kudiarsi Rajendran (me)	Lakshika Sree
Kishan Kumar (host)	LC Lalitha Choudhary
KM Kanchana Mala	LR Logesh Ram
Dr Nagappan N	MP M.Lakshmi Priya
KR Kadambari Ramaswamy	Madhu Bala Sermarajan
Kauvya Karunanidhi	Maha Srinithi Selvaraj
Lakshika Sree	MJ Meghana Jayadev
LC Lalitha Choudhary	Munira Begam
	SR sowmya rao
Invite	Invite





DEPARTMENT OF PUBLIC HEALTH DENTISTRY

CLINICAL e-DISCUSSION REPORT via ZOOM App

SESSION 2

DATE: 27/06/2020

SESSION TIMINGS : PART 1 : 11.00 AM to 11:40 AM

PART 2: 12.00 PM to 12:40 PM

STAFF INCHARGE: Dr. Nagappan N

DISCUSSION TOPIC: Article Discussion Professionally Applied Topical Fluorides'

STUDENTS: IV Year BDS Main Batch – 'C'

TOTAL NO. OF STUDENTS: 13/13 (MAIN BATCH – C BATCH)

1/1 (SUPPLEMENTARY BATCH – SOWMYA RAO)

SUMMARY:

The C Batch students actively participated in a literature review article discussion by Dr Nagaland on the topic 'Topical Fluorides'. The literature review article focussed on various aspects of topical fluorides, history of fluorides, the composition and types.

Recording

Topic: Fluorides.pdf

File: C:/Users/Meghana/Downloads/Topic%20Fluorides.pdf

CLASSIFICATION

TOPICAL FLUORIDES

1. HOME USE (SELF APPLICATION)

- FLUORIDE DENTIFRICES
- FLUORIDE TOOTH PASTES
- FLUORIDE GELS
- FLUORIDE FOAMS






2. PROFESSIONALLY APPLIED


- FLUORIDE GEL AND SOLUTION


 - SODIUM FLUORIDE (2%)
 - STANNOUS FLUORIDE (8%)

reminerization and, to a lesser degree, through antibacterial action. These topical effects are significant and exposure of the tooth surface to low, regular doses of fluoride may be as critical in preventing caries as is fluoride ingested during tooth formation.^{2,3} Topical fluorides generally fall into two categories: (a) self applied - e.g. toothpaste and mouthrinse, and (b) professionally applied - e.g. solutions, gels, foams and varnishes. Professionally applied fluoride varnish, gel and foam are high concentration fluoride vehicles which are applied by healthcare professionals intermittently for caries prevention. Their caries preventive effect is topical and although they should not be ingested, small amounts will inevitably be swallowed by patients.⁴

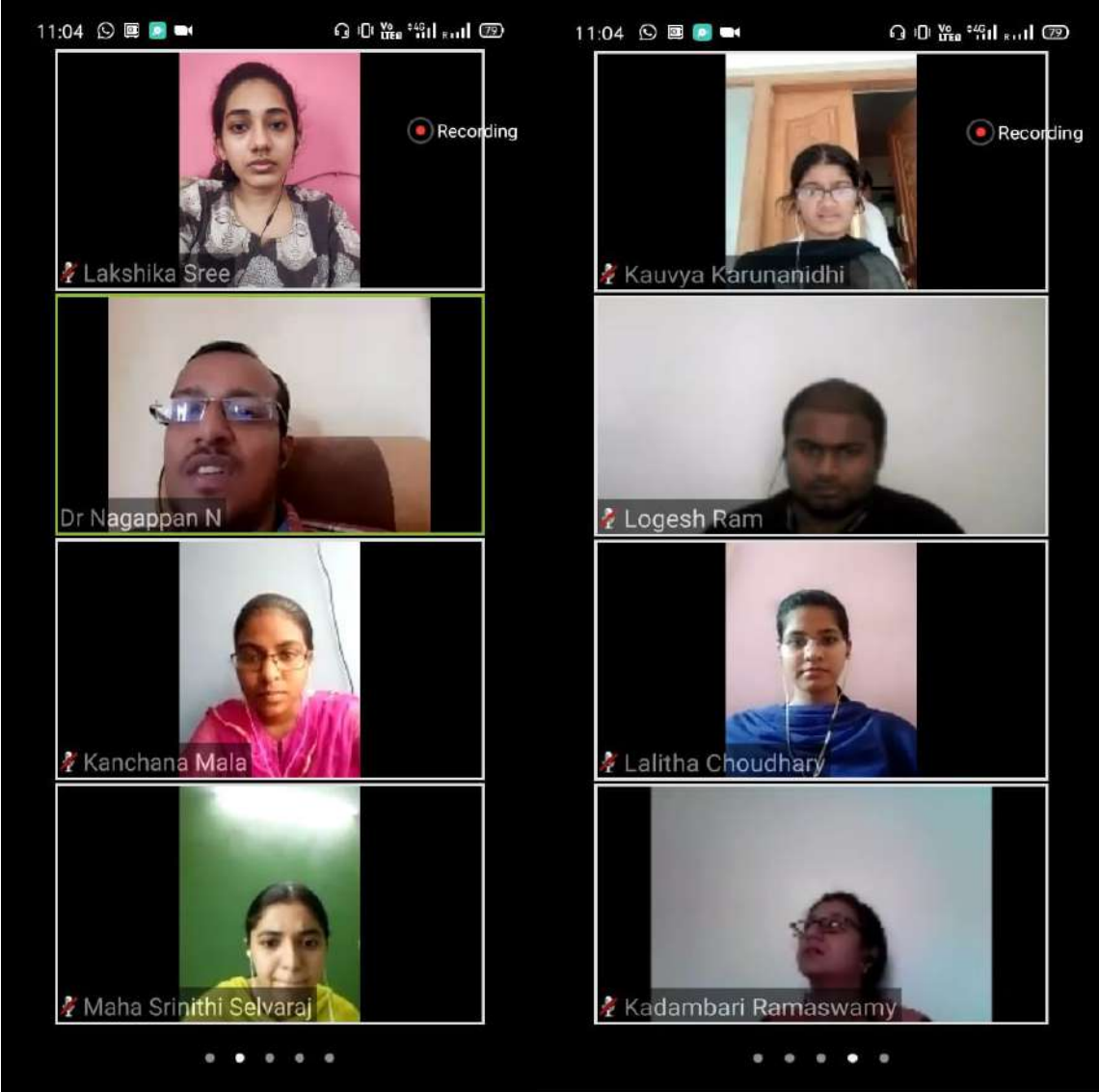
The fluoride solutions which are commonly used includes 2% Sodium Fluoride and 8% Stannous Fluoride solution. Chronologically, actual 2 percent sodium fluoride solution

 Unmute
  Stop Video
  Share
  Participants
  More





ATTENDANCE SHEET



The screenshot shows a Zoom meeting grid with 8 participants. The top status bar indicates the time is 11:04 and the meeting is being recorded. The participants are:

- Lakshika Sree (Recording)
- Kauvya Karunanidhi (Recording)
- Dr Nagappan N
- Logesh Ram
- Kanchana Mala
- Lalitha Choudhary
- Maha Srinithi Selvaraj
- Kadambari Ramaswamy





11:05 📶 🔋

Close **Participants (14)**

Dr Nagappan N 📺 🔊

- KM Kanchana Mala 📺 🔊
- Kauvya Karunanidhi 📺 🔊
- Kishan Kumar 📺 🔊
- KR Kudiarasi Rajendran 📺 🔊
- LC Lalitha Choudhary 📺 🔊
- LR Logesh Ram 📺 🔊
- MP M.Lakshmi Priya 📺 🔊
- Madhu Bala Sermarajan 📺 🔊
- Maha Srinithi Selvaraj 📺 🔊
- MJ Meghana Jayadev 📺 🔊
- Munira Begam 📺 🔊

Invite

11:05 📶 🔋

Close **Participants (14)**

🔍 Search

- Lakshika Sree (me) 📺 🔊
- KR Kadambari Ramasw... (host) 📺 🔊
- Dr Nagappan N 📺 🔊
- KM Kanchana Mala 📺 🔊
- Kauvya Karunanidhi 📺 🔊
- Kishan Kumar 📺 🔊
- KR Kudiarasi Rajendran 📺 🔊
- LC Lalitha Choudhary 📺 🔊
- LR Logesh Ram 📺 🔊
- MP M.Lakshmi Priya 📺 🔊
- Madhu Bala Sermarajan 📺 🔊

Invite



DEPARTMENT OF PUBLIC HEALTH DENTISTRY

CLINICAL e-DISCUSSION REPORT via ZOOM App

SESSION 3

DATE: 27/06/2020

SESSION TIMINGS : Part 1: 2:30 PM to 3:10 PM

Part 2: 3.10 PM to 3.30 PM

STAFF INCHARGE: Dr. Nagappan N

DISCUSSION TOPIC: Quiz Session on 'Professionally Applied Topical Fluorides'

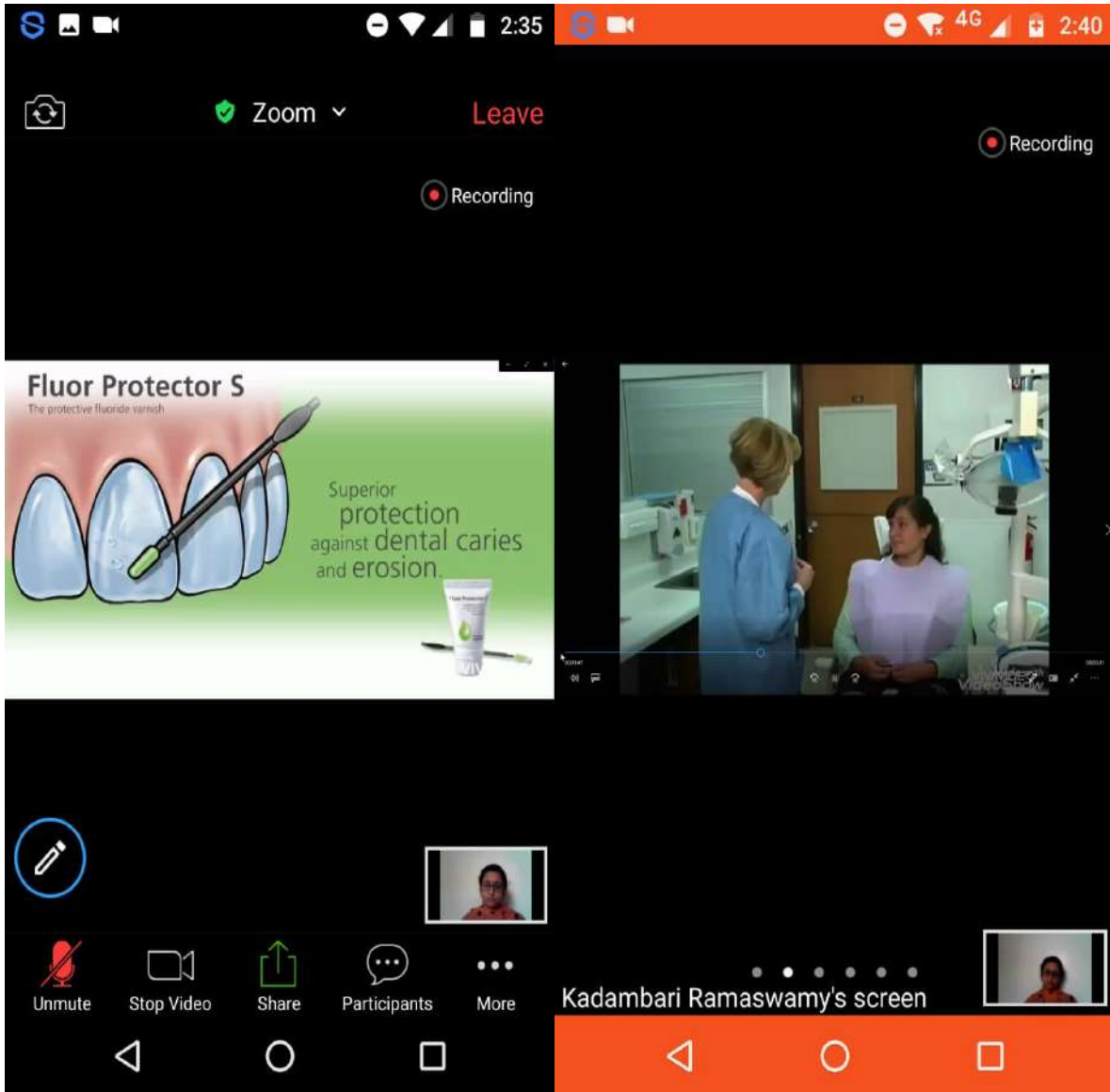
STUDENTS: IV Year BDS Main Batch – 'C'

TOTAL NO. OF STUDENTS: 13/13 (MAIN BATCH – C BATCH)

ABSENTEE : SOWMYA RAO (SUPPLEMENTARY BATCH)

SUMMARY:

The C Batch students were displayed videos on application of fluoride varnish and application of APF gel by tray technique. Following this, a quiz session was conducted to test the fluency of students in the topic where active participation by all students took place. The doubts and clarifications raised by the students were addressed by staff in charge Dr. Nagappan sir




The screenshot displays the Zoom mobile application interface. At the top, the status bar shows the time as 2:35 on the left and 2:40 on the right, along with icons for signal strength, Wi-Fi, and battery. The Zoom app header includes a camera icon, a green checkmark, the text "Zoom", a "Leave" button, and a "Recording" indicator with a red dot.

The main content area is split into two sections. On the left, a presentation slide for "Fluor Protector S" is shown. The slide features an illustration of a toothbrush applying fluoride varnish to teeth. The text on the slide reads: "Fluor Protector S", "The protective fluoride varnish", and "Superior protection against dental caries and erosion." Below the text is an image of the product tube and brush. On the right, a video feed shows a dental professional in a blue coat interacting with a patient in a dental clinic.

At the bottom, the Zoom control bar is visible. It includes a pencil icon for annotations, a small video thumbnail of a participant, and several control buttons: "Unmute" (with a red slash over the microphone icon), "Stop Video" (with a video camera icon), "Share" (with an upward arrow icon), "Participants" (with a speech bubble icon), and "More" (with a three-dot menu icon). Below these buttons are the standard Android navigation icons: a back arrow, a home circle, and a recent apps square. The name "Kadambari Ramaswamy's screen" is displayed above the navigation bar on the right side.

Zoom 2:42 2:46

Zoom Leave Recording Recording























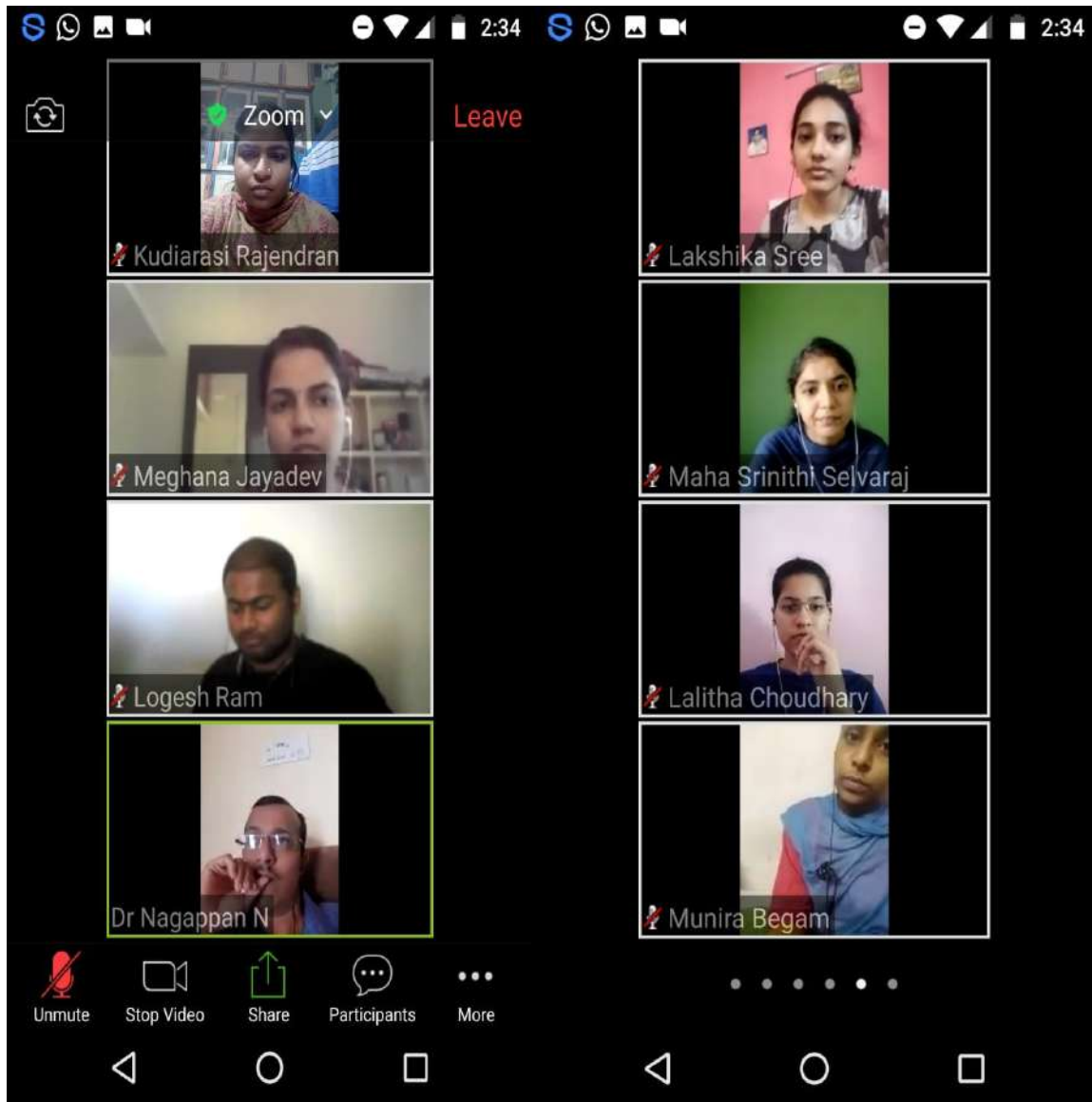
Chettinad Dental College & Research Institute

1. What is the intermediate product formed after application of APF gel on the teeth
 - a. Calcium fluoride
 - b. Carbonated hydroxyapatite
 - c. Dicalcium phosphate dihydrate
 - d. fluorapatite

Unmute Start Video Share Participants More Unmute Stop Video Share Participants More

ATTENDANCE SHEET

 Participants (14)	 Participants (14)
 Search	 Kishan Kumar
 Kudiarasi Rajendran (me)	 Lakshika Sree
 Kadambari Ramasw... (host)	 Lalitha Choudhary
 Dr Nagappan N	 Logesh Ram
 Kanchana Mala	 M.Lakshmi Priya
 Kauvya Karunanidhi	 Madhu Bala Sermarajan
 Kishan Kumar	 Maha Srinithi Selvaraj
 Lakshika Sree	 Meghana Jayadev
 Lalitha Choudhary	 Munira Begam
<input data-bbox="204 1496 304 1541" type="button" value="Invite"/>	<input data-bbox="778 1496 879 1541" type="button" value="Invite"/>



2:33



Kadambari Ramaswamy



M.Lakshmi Priya



Kanchana Mala




Madhu Bala Sermarajan


Navigation icons: back, home, recent apps

2:45


Recording




Logesh Ram



Kishan Kumar



Dr Nagappan N



Lalitha Choudhary

Navigation icons: back, home, recent apps

DEPARTMENT OF PUBLIC HEALTH DENTISTRY

REPORT FOR e-DISCUSSION FOR CLINICAL POSTING FINAL YEARS

Date: 27.06.2020

Session III: 1.30PM-2.10PM

Faculty: Dr. Jagannatha G.V

Students: IV Year Supplementary Batch – F Batch

Total No: of Final Years: 2/2

Discussion topic: Management of oral habits

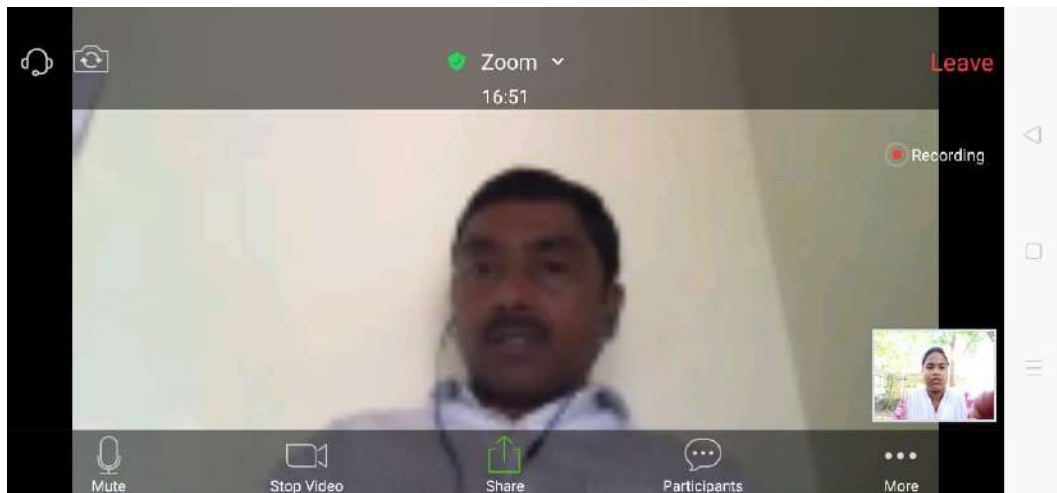
Summary:

Discussed in detail the management of oral habits in dental practice. The clinical effects and the treatment modalities present for each and also discussed about the effects of tobacco use on the oral cavity and finally concluded the session describing about the pathways of care for oral habit and briefly about tobacco cessation and prevention of oral cancer.

Assignment


1. Questions to be asked to parents/patients related to the intensity, duration and frequency of oral habits.
2. MCQs on non-nutritive sucking habits, mouth breathing, tongue thrusting, nail-lip biting and bruxism

ATTENDANCE LIST:



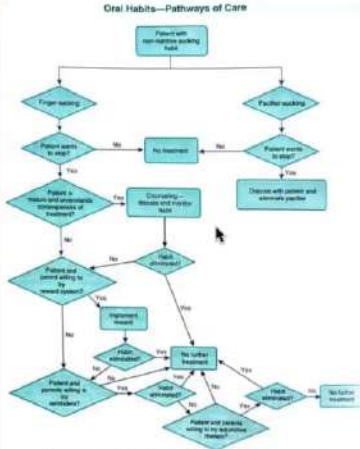
Facio-lingual movement of the incisors depends on how the thumb or finger is placed in the mouth.

Usually, the thumb is placed so that it exerts pressure on the lingual surfaces of the maxillary incisors and on the labial surfaces of the mandibular incisors. The result is increased overjet.



Recording

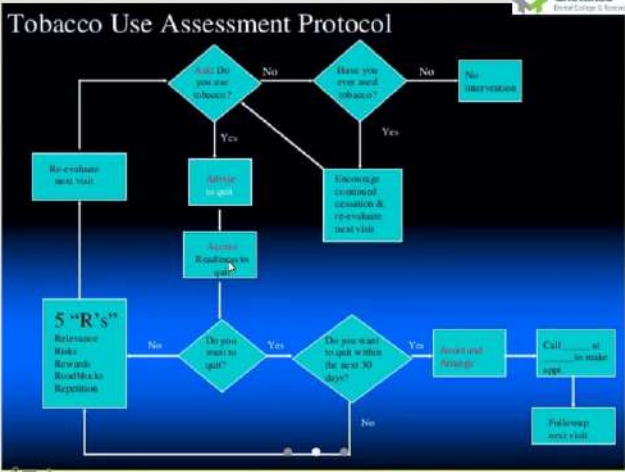
Oral Habits—Pathways of Care



Recording

Fig. 11.22 This flowchart can be used to aid dentists in developing specific actions for non-specific sucking habits during the primary and mixed dentition. Answers to the questions posed in the chart should lead to successful therapy pathways.

Tobacco Use Assessment Protocol



Recording

DEPARTMENT OF PUBLIC HEALTH DENTISTRY

e-DISCUSSION FOR CLINICAL POSTING FINAL YEAR BDS

Date: 27.06.2020

Session I: 9.45AM- 10.25AM

Faculty: Dr. Jagannatha G V

Students: IV Year Supplementary Batch – F Batch

Total No: of Final Years: 2/2

Discussion topic: Oral Habits part 1

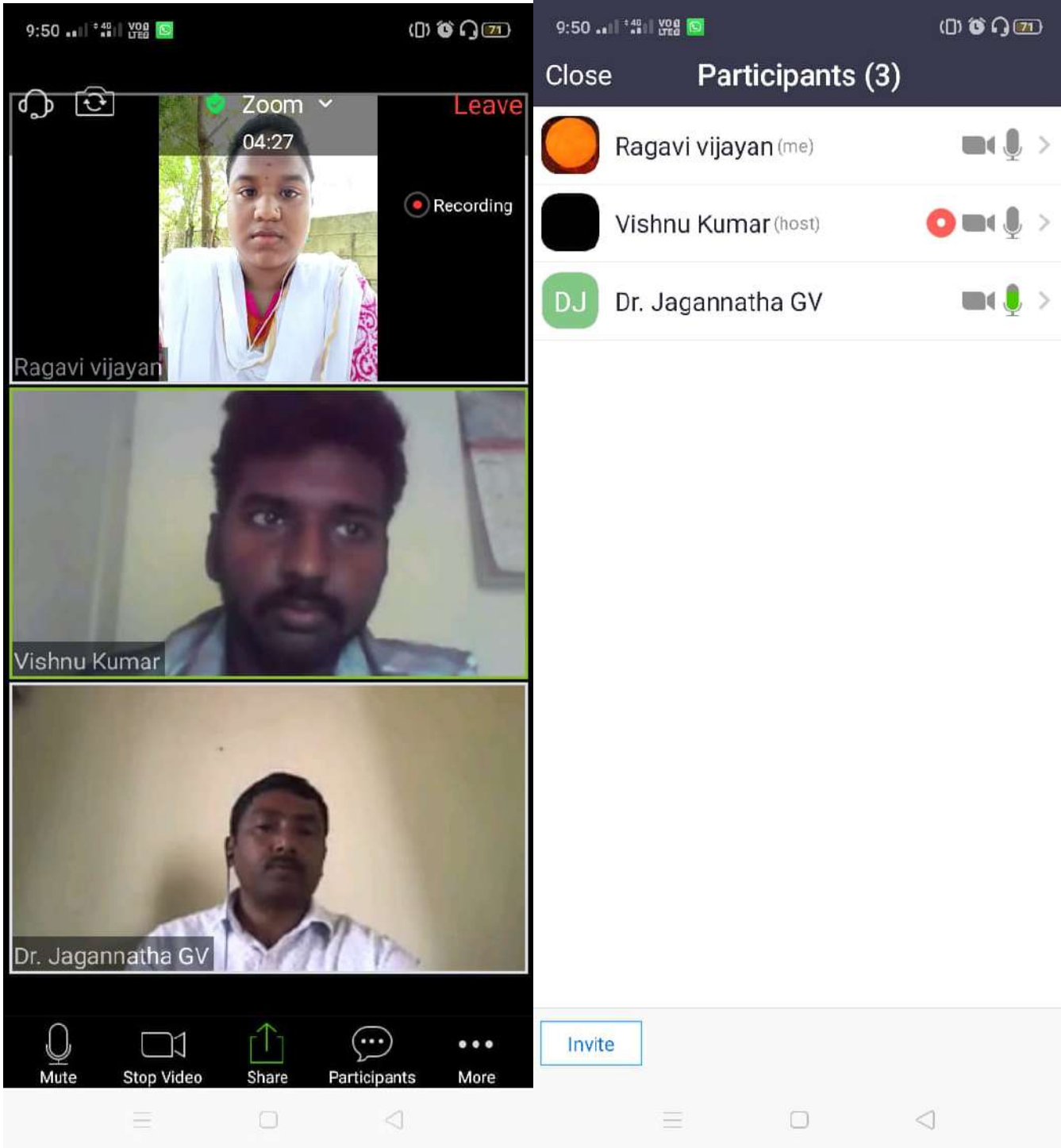
Summary:

The importance of understanding the various types of oral habits and discussed in detail. The role of dentist in providing parents with information about different types of oral habits, etiology of habits and the prevention and treatment of disorders caused by oral habits. They were also emphasized on the need of interacting with parents or patients to know more about the intensity, duration and frequency of oral habits to know more about the etiology and onset of these oral habits.

Assignment:

1. Questions to be asked to parents and patients related to the intensity, duration and frequency of the oral habits.
2. Behavioral Counselling
3. Learning Ladder Model

ATTENDANCE LIST:



The screenshot displays a Zoom meeting interface. On the left, a grid of three video thumbnails shows participants: Ragavi vijayan (top), Vishnu Kumar (middle), and Dr. Jagannatha GV (bottom). The top thumbnail includes a 'Zoom' logo, a 'Leave' button, a 'Recording' indicator, and a timer showing '04:27'. At the bottom of the grid are controls for Mute, Stop Video, Share, Participants, and More. On the right, a 'Participants (3)' panel lists the attendees: Ragavi vijayan (me), Vishnu Kumar (host), and Dr. Jagannatha GV. An 'Invite' button is visible at the bottom right of the interface.

CONTENTS



- | | |
|---|---|
| ☞ Introduction | ☞ Nail Biting |
| ☞ Classification | ☞ Bruxism |
| ☞ Thumb/Finger Habits | ☞ Self-Mutilation |
| ☞ Pacifier Habits | ☞ Appliance Therapy |
| ☞ Lip Habits | ☞ Effects of tobacco use on oral cavity |
| ☞ Tongue Thrusting and Mouth breathing Habits | ☞ Conclusion |
| | ☞ References |

 Recording



Dr. Jagannatha GV's screen

DEPARTMENT OF PUBLIC HEALTH DENTISTRY

e-DISCUSSION FOR CLINICAL POSTING FINAL YEAR BDS

Date: 27.06.2020

Session II: 11.10AM- 11.50AM

Faculty: Dr. Jagannatha G V

Students: IV Year Supplementary Batch – F Batch

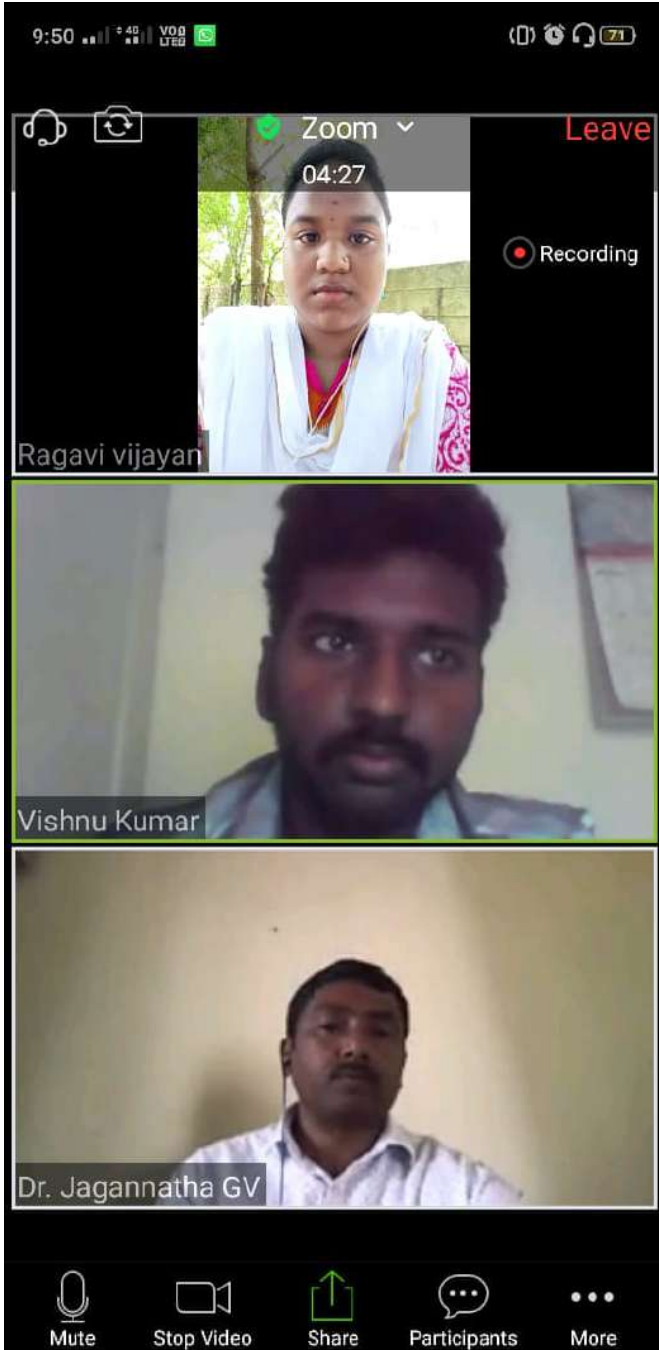
Total No: of Final Years: 2/2

Discussion topic: Oral Habits part 2

Summary:

The second session continued the understanding the psychosocial aspects of understanding a harmful habit. Also discussed in detail about an article related to the damaging effects of oral habits. The article dealt with the principles of management of the oral habits and discussed in detail about the clinical manifestations that occur due to it and concluded with treatment modalities to be followed by the dentists as well as the parents and patients for the management of such adverse oral habits.

ATTENDANCE LIST:



9:50 4G LTE 71

Zoom 04:27 Leave Recording

Ragavi vijayan

Vishnu Kumar

Dr. Jagannatha GV

Mute Stop Video Share Participants More



9:50 4G LTE 71

Close Participants (3)

- Ragavi vijayan (me)
- Vishnu Kumar (host)
- DJ Dr. Jagannatha GV

Invite

<https://www.ncbi.nlm.nih.gov/pmc/articles/PMC4409809/>

should be evaluated with identification of potentially harmful habits made as early as possible. Intervention to lead to habit cessation should be initiated if indicated [11, 17]. Both the Canadian Dental Association (CDA) and the American Dental Association (ADA) have similar guidelines on the appropriate use of pacifiers [17, 20]; more protracted use leads to a stronger association. The CDA recommends pacifiers over thumb sucking because it is easier for a parent to control the sucking habit. They advise against putting sugar, honey, or corn syrup on a soother because of the risk of caries induction and caution that a sucking habit should stop before the permanent teeth erupt. The ADA also advises parents who choose to use a pacifier to use a clean, unsweetened one. They state that although prolonged use can harm the teeth, it is easier to wean a child's sucking habit from a pacifier than from a thumb [17, 21]. Early dental visits allow anticipatory guidance to help children to stop sucking habits by age 36 months or younger.

According to Italian Ministerial Guidelines [22, 23], it is recommended to encourage breastfeeding, in order to promote more normal jaw development. In fact, proper labial and lingual posture, adequate nasal breathing, and correct transverse diameter of the palate are related to natural breastfeeding. Artificial feeding may promote malocclusion, when combined with non-nutritive sucking

Management of an oral habit is indicated whenever the habit is associated with unfavourable dentofacial development or adverse effects on overall wellbeing or where there is a reasonable indication that the oral habit will result in unfavourable sequelae in the developing permanent dentition. Any treatment must be appropriate for the child's development, comprehension, and ability to co-operate.

Habit treatment modalities include patient/parent counselling, behaviour modification techniques, myofunctional therapy, appliance therapy, or referral to other providers including, but not limited to, orthodontists, psychologists, myofunctional therapists, or otolaryngologists. Use of an appliance to manage oral habits is indicated only when the child wants to stop the habit and would benefit from a reminder [11]. Patients and their parents or caregivers should be informed regarding consequences of an oral habit. Parents may play a negative role in the correction of an oral habit as nagging or punishment may result in an increase in habit behaviours; change in the home environment may be necessary before a habit can be overcome.

Competing interests
 The authors declare that they have no competing interests.

Authors' contributions
 AM conceived the study and revised the manuscript. EB drafted the manuscript. FA helped to draft the manuscript. GC revised the manuscript.

Recording

Zoom 14:27

<https://www.ncbi.nlm.nih.gov/pmc/articles/PMC4409809/>





Figure 1
 Tongue thrusting: (a) Open bite due to tongue thrusting, (b) post correction.



Mute Stop Video Share Participants More

Leave Recording

DEPARTMENT OF PUBLIC HEALTH DENTISTRY

Theory e-Discussion Report

Time: 8:30 – 9:30 AM

Date: 27.06.2020

Faculty In charge: Dr Nagaland. T
Dr. G.V. Jagannatha.
Student In charge: N.Subashini.

Discussion topic: Seminar on Finance in Dental care(B-Batch)

Students: IV Year Regular& Supplementary Batch

Students Present: Regular Batch : 72/78
Supplementary Batch : 1/1(Sowmya).

Absentees:

Regular Batch:

- 1.Aru Dharunya
- 2.Balaji.V
- 3.Munira Begum
- 4.Ram Prasath.R
- 5.Vikraman.J
- 6.Yuvarani.M

Supplementary Batch: Nil

Summary:

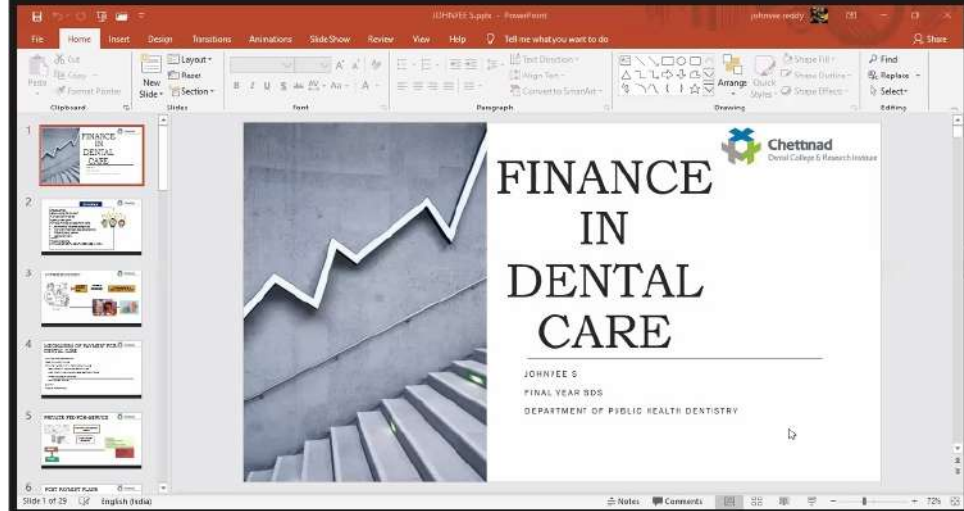
The final year BDS students had a discussion with Dr Nagaland sir & Jagannatha sir via zoom app on 27/06/2020 (Saturday) between 8:30am to 9:30am. The final year B-Batch students presented a seminar on Finance in Dental Care. The seminar started with a brief introduction on the topic, private fee for service, post payment plan by Johnvee, Private third party payment plan and Insurance principles by Hemalatha, Reimbursement of dentists in prepayment plans(Usual fee, Customary fee, Reasonable fee) by Jineesh, various terminologies in Finance in dental care, types of payments, commercial insurance company by Chandini. Dr. Jagannatha sir and Dr. Nagaland sir enhanced the clarity of each topic by citing suitable examples and explained them which helped in better understanding of the topic.

Assignment:

1. Different types of dental treatment, and if it can be covered under insurance in a tabular column.
2. Usual, Customary and Reasonable fee (UCR) - give suitable examples.

Zoom Meeting 40-Minutes You are viewing Johnvee S' screen View Options

00:06:02 Speaker View



FINANCE IN DENTAL CARE

JOHNVEE S
FINAL YEAR BDS
DEPARTMENT OF PUBLIC HEALTH DENTISTRY

Participants: 61

Unmute Stop Video Security Participants Chat Share Screen Record Reactions End

Dr. Jagannatha...
Tamil Selvan
Johnvee S
Nagaland T

Zoom Meeting 40-Minutes You are viewing Chandhni Shanker's screen View Options

Recording... 00:26:23 Speaker View

Terminologies

- **Coinsurance:** an arrangement wherein a carrier and beneficiary are each liable for a share of the cost of dental services provided.
- **Deductible:** is a fixed amount that a policy holder is to pay each year before the benefits of the dental plan go into effect – Front end payment.
- **Premium:** is the money amount one is to pay on a regular basis (usually either every month or every year) so that, the insurance company could fund your dental plan.

Participants: 74

Unmute Stop Video Security Participants Chat Share Screen Pause/Stop Recording Reactions End

Dr Nagaland
Tamil Selvan
Chandhni Shanker
Dr. Jagannathia ...

Zoom Meeting 40-Minutes You are viewing Chandhni Shanker's screen View Options

Recording... Remaining Meeting Time: 04:44 | Upgrade to Pro 00:35:32 Speaker View

History

Traditionally insurance involves:

group of people

↓


makes small payments

↓


the risk of any one suffering from catastrophic loss

↓


loss of home through fire, trauma etc




Dr. Nagaland



Tamil Selvan



Chandhni Shanker




Dr. Jagannatha...

Unmute Stop Video Security Participants 75 Chat Share Screen Pause/Stop Recording Reactions End


Zoom Meeting Recording... 00:25:12

BASIC PRINCIPLES


- **To Be Insurable, A Risk Must:**
- 1. Be Precisely definable
- 2. Be of sufficient magnitude, if occurs ,should cause a major loss
- 3. Be infrequent
- 4. Be of unwanted nature ex: accidents , fire etc
- 5. Beyond the control of individual



Dr. Nagaland



Tamil Selvan












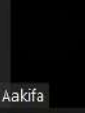















Chandhni Shanker











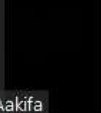














Dr. Jagannatha...

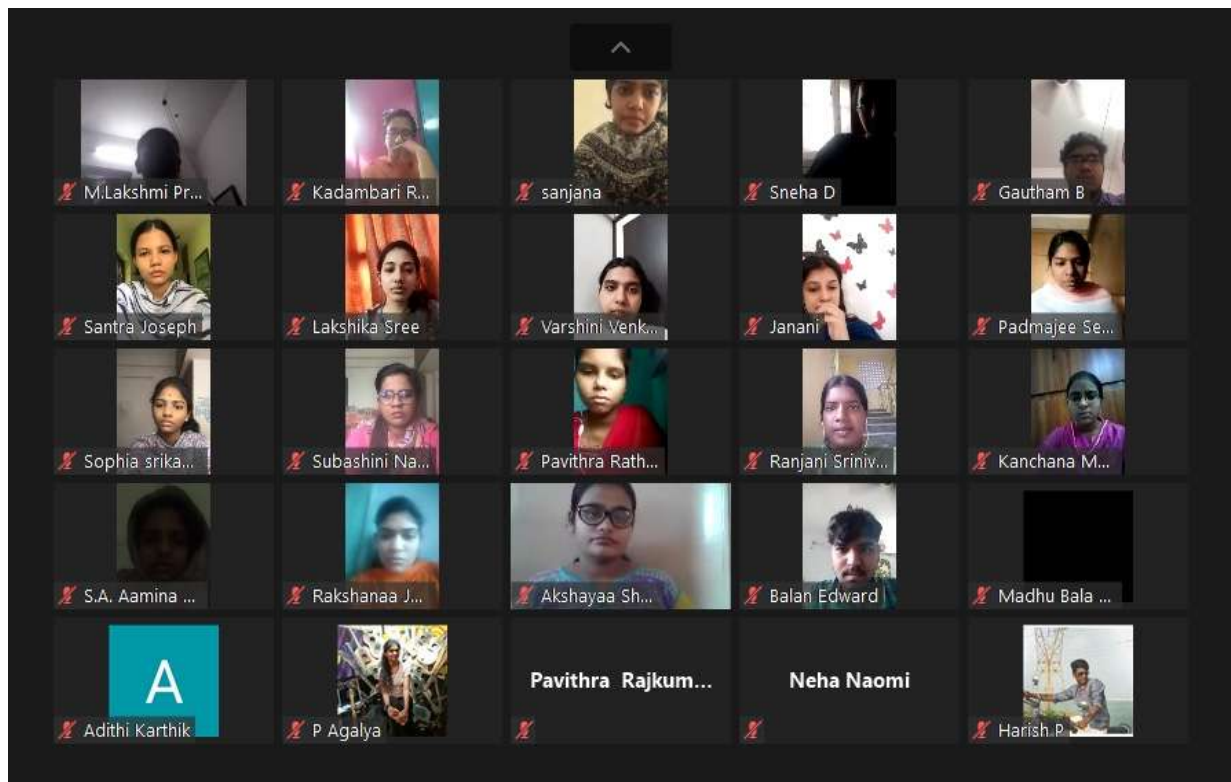
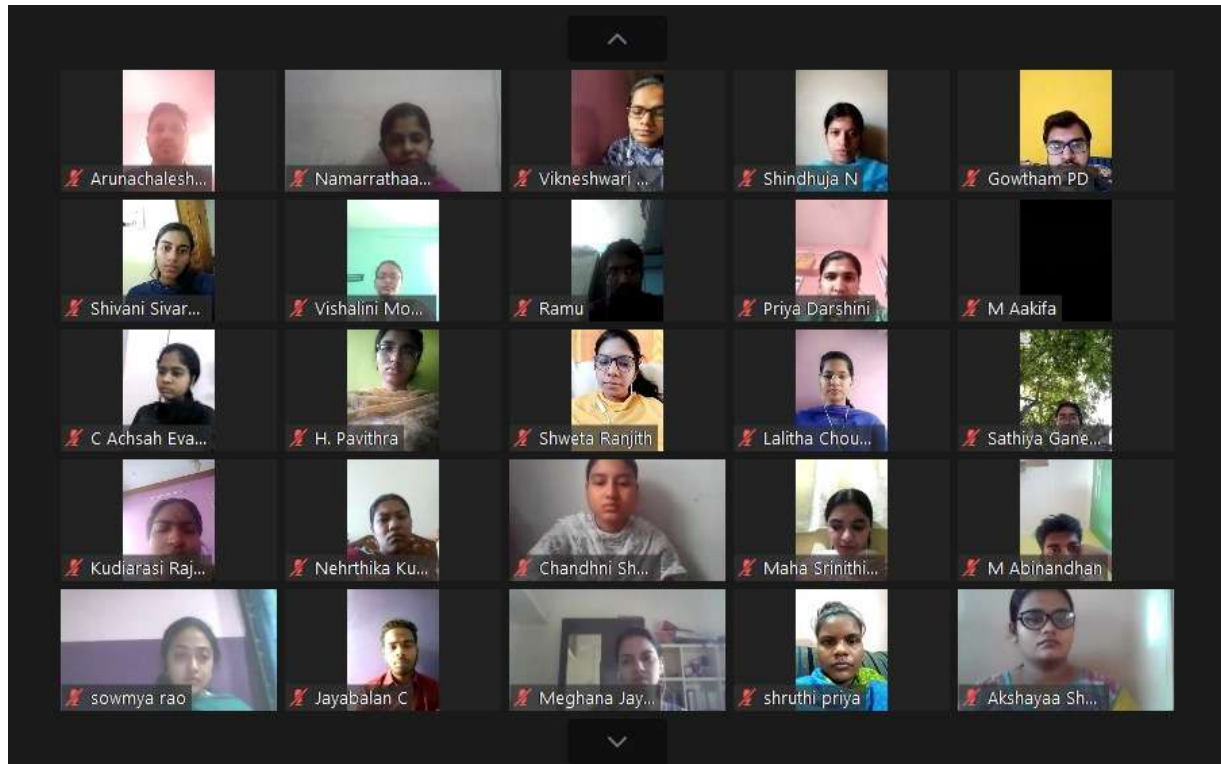
Click to add notes

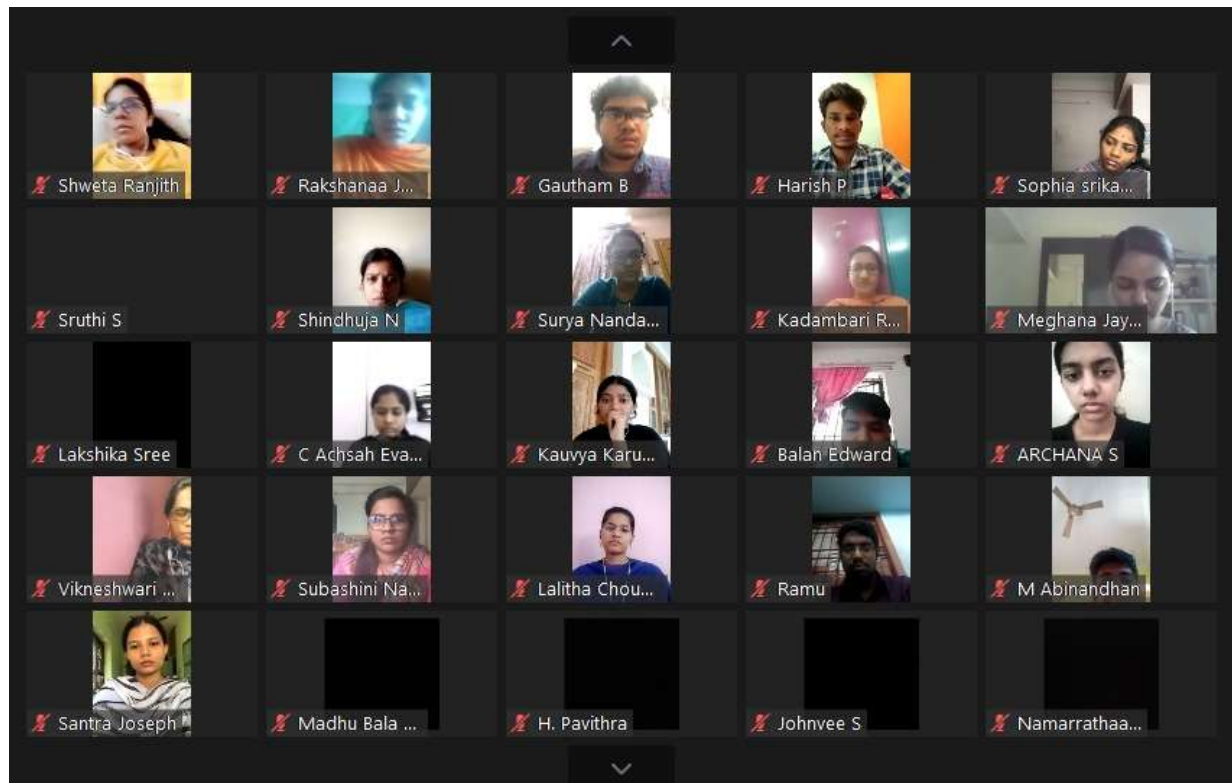
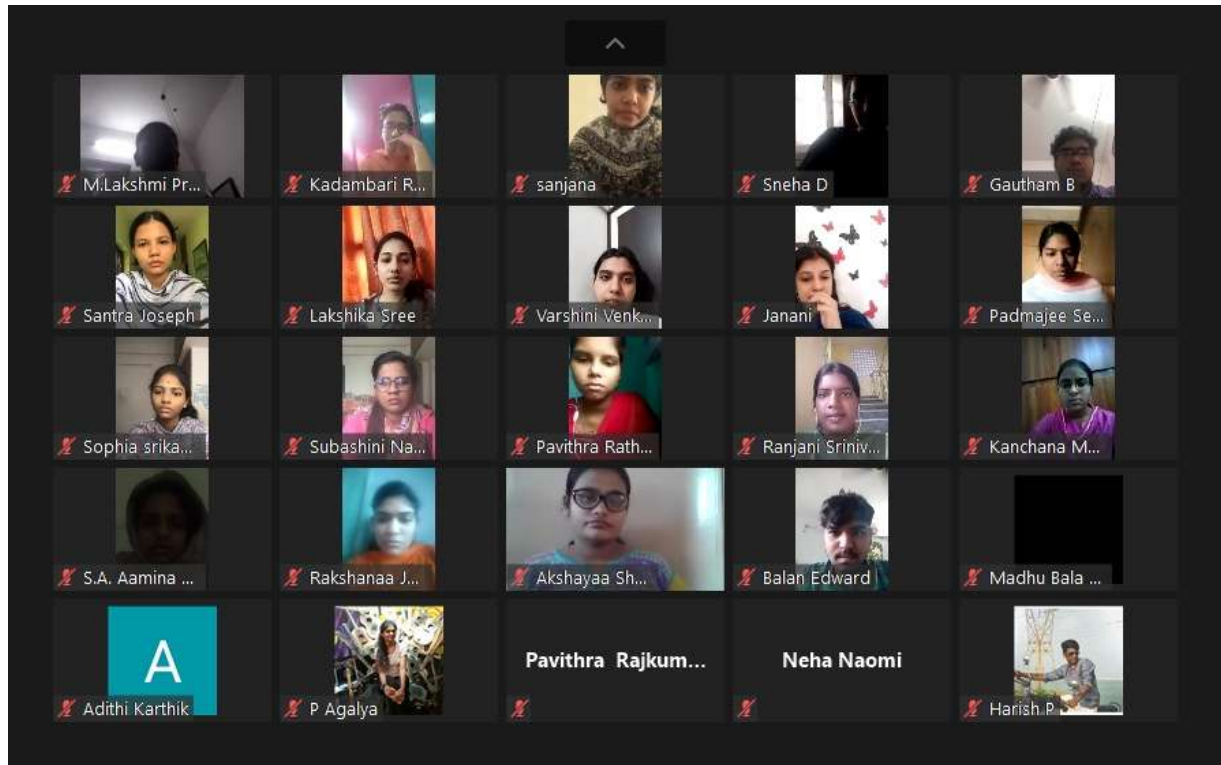
Zoom Meeting

00:05:19

 Prasanth	 Tamil Selvan	 Archana Srid...	 Nagaland T	 Maha Srinithi...
 Sruthi S	 Meghana Jayadev	 Kudiarasi Rajen...	 Jayabalan C	 M Aakifa
 Deepika R M	 Vishalini Mo...	 H. Pavithra	 P Agalya	 Namarrathaa...
 Ateeq Ahamed	 Johnvee S	 Hema Suresh	 Jaya Kumar	 Sureka Varadi...
 Kishan Kumar	 Jineesh M	 Sowmya Nat...	 Logesh Ram	 Surya Nanda...

 Archana Srid...	 Arunachalesh...	 Namarrathaa...	 Vikneshwari ...	 Shindhuja N
 Gowtham PD	 Shivani Sivar...	 Vishalini Mo...	 Ramu	 Priya Darshini
 M Aakifa	 C Achsa Eva...	 H. Pavithra	 Shweta Ranjith	 Lalitha Chou...
 Sathiya Gané...	 Kudiarasi Raj...	 Nehrthika Ku...	 Chandhni Sh...	 Maha Srinithi...
 M Abinandhan	 sowmya rao	 Jayabalan C	 Meghana Jay...	 shruthi priya





PARTICIPANT'S LIST:

8:37 AM

Close Participants (75)

Search

- P Prasanth(me)
- TS Tamil Selvan (host)
- DJ Dr. Jagannatha GV
- Hema Suresh
- NT Nagaland T
- A Adithi Karthik
- Akshayaa Shankar
- AR Anusha R
- AS Archana Sridharan
- Arunachalesh Anbazha...

Invite

8:37 AM

Close Participants (74)

- Arunachalesh Anbazha...
- Ateeq Ahamed
- Balan Edward
- C Achshah Evangelin
- CS Chandhni Shanker
- Deepika R M
- GB Gautham B
- GP Gowtham PD
- H. Pavithra
- Harish P
- J Janani

Invite

8:37 AM

Close Participants (74)

- J Janani
- Jaya Kumar
- Jayabalan C
- Jineesh M
- Johnvee S
- KR Kadambari Ramaswamy
- Kanchana Mala
- Kauvya Karunanidhi
- Kishan Kumar
- KR Kudiarasi Rajendran
- Lakshika Sree

Invite

8:38 AM

Close Participants (74)

- Lakshika Sree
- LC Lalitha Choudhary
- LR Logesh Ram
- MA M Aakifa
- M Abinandhan
- MP M.Lakshmi Priya
- Madhu Bala Sermarajan
- Maha Srinithi Selvaraj
- MJ Meghana Jayadev
- Naafia Fathima
- Namarrathaa Sre

Invite

8:38 AM

Close Participants (74)

- Namarrathaa Sre
- Nawin subhaganesh
- NN Neha Naomi
- Nehrthika Kumaresan
- P Agalya
- PK Padmajaa Krishnan
- Padmajee Selvaraj
- PL Pavithra lakshmi N
- PR Pavithra Rajkumar
- PR Pavithra RathinaSwamy
- P Prabhavathi.s

Invite

8:38 AM

Close Participants (74)

- P Prabhavathi.s
- Priya Darshini
- R Rakshanaa Jeevan
- R Ramu
- RS Ranjani Srinivasan
- S.A. Aamina Afra
- Sai Aditiya
- S sanjana
- Santra Joseph
- SG Sathiya Ganesan
- SN Shindhuja N

Invite

8:38 AM

Close Participants (74)

- SN Shindhuja N
- K Shivani Sivaramakrishnan
- shruthi priya
- SR Shweta Ranjith
- Sneha D
- Sophia srikanth
- Sowmya Natarajan
- SR sowmya rao
- SS Sruthi S
- Subashini Natarajan
- SV Sureka Varadaraj

Invite

8:38 AM

Close Participants (74)

- Sneha D
- Sophia srikanth
- Sowmya Natarajan
- SR sowmya rao
- SS Sruthi S
- Subashini Natarajan
- SV Sureka Varadaraj
- Surya Nandakumar
- VV Varshini Venkat
- VP Vikneshwari P.J
- VM Vishalini Mohan

Invite

CHETTINAD DENTAL COLLEGE AND RESEARCH INSTITUTE

DEPARTMENT OF PUBLIC HEALTH DENTISTRY

BDS FINAL YEAR (2016-17) FEB BATCH

STAFF INCHARGE : DR. CYRIL BENEDICT
STUDENT INCHARGE : M. THOUSEEF AHMED
THEORY TOPIC : PRINCIPLES AND AIDS OF HEALTH EDUCATION
TIMING :. 8:30 pm- 9:30pm

TOTAL NO.OF STUDENTS	NO.OF STUDENTS PRESENT	NO.OF STUDENTS ABSENT
07	07	0

LIST OF PARTICIPANTS ATTENDED THE LECTURE :

SUMMARY:

Today (27.6.2020), the lecture was taken by Dr. Cyril Sir via E-class from 8:30 to 9:30 a.m. Sir discussed about the previous class and asked questions based on that. Sir briefly explained about the principles of health education ,Credibility, Interest, participation, Motivation, Comprehensive, Reinforcement , Learning by doing, Known to unknown, Setting an example, Good human relations, Feedback and Community leaders. Sir also explained about the Aids in health education that is Audio aids, Visual Aids and Combination of audio visual aids. Sir asked us to read the same topic.

Zoom Meeting 40-Minutes 00:34:33 Speaker View

Participants (8)

- Dr. Cybil Benedict (Me)
- M. Thouseef Ahmed (Host)
- Harini Raghav
- Dhanesh Bala
- Harini Prabha
- Priyanga V
- Ragavi vijayan
- Vishnu Kumar

Mute Stop Video Participants Chat Share Screen Record Reactions Leave Invite Mute Mic Raise Hand

Type here to search

08:31 AM 27-06-2020

Zoom Meeting Recording... 00:19:41

Participants (8)

- Priyanga V
- Dr. Cybil Benedict
- Dhanesh Bala
- Harish Raghav
- Vishnu Kumar
- Ragavi Vijayan
- M. Thouseef Ahmed
- Harini Prabha

Type here to search

08:24 AM 27-06-2020

PRINCIPLES AND AIDS USED IN HEALTH EDUCATION - PowerPoint

File Home Insert Design Transitions Animations Slide Show Review View Help Tell me what you want to do

Slide 1 of 16 English (India)

08:14 AM 27-06-2020

PRINCIPLES AND AIDS USED IN HEALTH EDUCATION

M. THOUSEEF AHMED
FINAL YEAR

1. INTRODUCTION
2. NEEDS ASSESSMENT
3. PRINCIPLES OF EDUCATION
4. METHODS
5. EVALUATION
6. CONCLUSION

Dr. Cyril Benedict
M. Thouseef Ahmed
Marini Praba
Dhanesh Bala

You are screen sharing 00:04:21 Stop Share

Mute Stop Video Security Participants New Share Pause Share Annotate Remote Control More

Type here to search

PRINCIPLES AND AIDS USED IN HEALTH EDUCATION - PowerPoint

File Home Insert Design Transitions Animations Slide Show Review View Help Tell me what you want to do

Clipboard Sides Font Paragraph Drawing Editing

Slide 2 of 17 English (India)

Mnemonic

CrIn PaMo CoRe

LeKno SeGo FeCo

08:49 AM 27-06-2020

PRINCIPLES AND AIDS USED IN HEALTH EDUCATION - PowerPoint

File Home Insert Design Transitions Animations Slide Show Review View Help Tell me what you want to do

Clipboard Sides Font Paragraph Drawing Editing

Slide 4 of 17 English (India)

PRINCIPLES OF HEALTH EDUCATION:

- I. *Credibility*
- II. *Interest*
- III. *Participation*
- IV. *Motivation*
- V. *Comprehension*
- VI. *Reinforcement*
- VII. *Learning by doing*
- VIII. *known to unknown*
- IX. *Setting an example*
- X. *Good human relations*
- XII. *Community leaders.*

08:49 AM 27-06-2020

CREDIBILITY;

- It is the degree to which the message is perceived as trustworthy by the receiver.
- It should be scientifically proven ,based on facts and should be compatible with local culture and social goals.

INTEREST;

- If the health education topic is of interest to the people,they will listen to it.
- Health educator should identify the "felt needs" of the people and then prepare a program that they can actively participant into make it successful.



Tools



Play



Share



Edit on PC