

DEPARTMENT OF ORAL AND MAXILLOFACIAL PATHOLOGY

E-LEARNING CLASSES – VIDEO AND AUDIO RECORDINGS OF CLASSES

COURSE: MASTER OF DENTAL SURGERY

YEAR: I MDS, II MDS, III MDS

SUBJECT: ORAL AND MAXILLOFACIAL PATHOLOGY

DATE: 20.04.2020 to 25.04.2020

CIRCULAR NO	DATE	TIMING	TOPIC - PRESENTER	PRESENTEE- FACULTY /PG	FACULTY PRESENT	NO OF POST GRADUATES ATTENDED
CDCRI/OP/PG/2020/044	20.04.2020	8.30 - 10.30 am	Viral Infections Of Oral Cavity- PART 3	Dr. Nachiammai	Dr. R. Sathish Muthukumar	3
CDCRI/OP/PG/2020/045	20.04.2020	1.15-3.00PM	Paper Discussion	Dr.Harini & Dr.Sathish Muthukumar		4
CDCRI/OP/PG/2020/046	21.04.2020	11.00-1.00PM	Cementum	Dr.Serena		4
CDCRI/OP/PG/2020/047	21.04.2020	1.45-4.00PM	Slide Discussion	Dr.Harini	Dr. R. Sathish Muthukumar, Dr. Sreeja,Dr. Merlin Jayaraj,Dr.Serena, Dr.Nachiammai	4
CDCRI/OP/PG/2020/048	22.04.2020	11.00-12.00	Histology Of Salivary Gland	Dr.Merlin Jayaraj	Dr.Sathish Muthukumar	4
CDCRI/OP/PG/2020/049	22.04.2020	12.00-1.00PM	Myofibroma - A Case Report & Literature Review	Dr.Prisilla	Dr. Sathish Muthukumar, Dr. Sreeja, Dr. Serena, Dr. Harini	5


CDCRI/OP/PG/2020/050	22.04.2020	2.15-3.30PM	Slide Discussion	Dr.Harini	Dr. R. Sathish Muthukumar, Dr. Sreeja, Dr. Merlin Jayaraj, Dr. Serena	4
CDCRI/OP/PG/2020/051	23.04.2020	11.15-12.30	JD - Salivomics	Dr.Anupriya	Dr. R. Sathish Muthukumar, Dr. Sreeja, Dr. Merlin Jayaraj, Dr. Serena, Dr. Harini	5
CDCRI/OP/PG/2020/052	23.04.2020	1.30-3.00PM	Bite Marks	Dr.Sreeja	Dr.Harini, Dr.Serena	2
CDCRI/OP/PG/2020/053	24.04.2020	11.30-12.30	Pedagogy	Dr.Gowri & Dr.Beeula	Dr. R. Sathish Muthukumar, Dr. Sreeja, Dr. Merlin Jayaraj, Dr. Serena, Dr. Harini	6
CDCRI/OP/PG/2020/054	24.04.2020	1.00-2.00	JD - Ewings Sarcoma - Case Report & Review	Dr.Gowri	Dr. R. Sathish Muthukumar, Dr. Sreeja, Dr. Merlin Jayaraj, Dr. Serena	5
CDCRI/OP/PG/2020/055	25.04.2020	8.30-10.00 AM	Bacterial Infections - TB	Dr.Sreeja	Dr.Sathish muthukumar, Dr.Merlin Jayaraj	5

CDCRI/OP/2020/0

20.04.2020

DEPARTMENT OF ORAL PATHOLOGY AND MICROBIOLOGY

RECORD OF e CLASS

PLATFORM	 https://us04web.zoom.us/j/78603456363
SESSION	WEBINAR - VIRAL INFECTIONS OF ORAL CAVITY
PRESENTING FACULTY	Dr. N. NACHIAMMAI 8.30 am to 10.30 am
DATE	20.04.2020
TIMING	8.30 am to 10.30 am
PG PARTICIPANTS	Dr. Gowri, Dr. Krithigaa, Dr. Priscilla – 3 participants
FACULTY ATTENDED	Dr. R. Sathish Muthukumar

FACULTY: DR. NACHIAMMAI PRESENTATION

SHARED SCREEN

VIRAL INFECTIONS OF ORAL CAVITY
PART-III

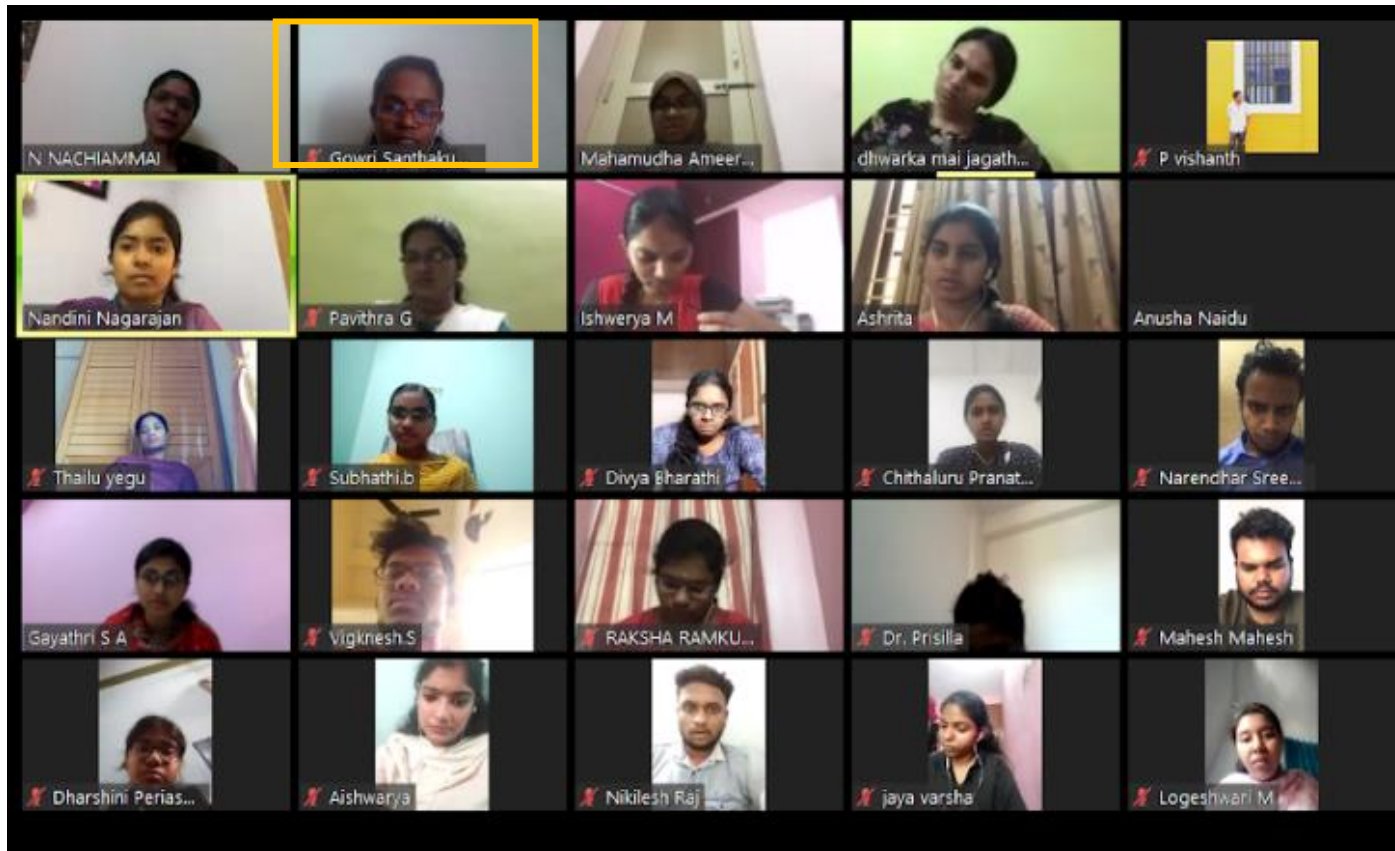


The collage consists of four main visual elements:

- Top Left:** A photograph of a child's torso showing a widespread, red, maculopapular rash, characteristic of a viral infection like measles.
- Top Middle:** A close-up photograph of a mouth showing white, plaque-like lesions on the inner surface of the lower lip, typical of oral leukoplakia or a viral infection.
- Top Right:** A photograph of a mouth showing severe, bloody, ulcerative lesions on the tongue and floor of the mouth, characteristic of severe viral infections like herpes simplex or cytomegalovirus.
- Right Side:** A vertical stack of four video call windows. From top to bottom, the participants are: Krithigaa Sivaraman, N. NACHIAMMAI, Chithaluru Pranathi, and Mahamudha Ameerulla.

FACULTY: DR. NACHIAMMAI PRESENTATION

























PARTICIPANTS VIDEO TILES





FACULTY: DR. NACHIAMMAI N PRESENTATION

PARTICIPANTS VIDEO TILES

 Anusha Naidu	 Dr. Prisilla	 N NACHIAMMAI	 Chithaluru Pr...	 Krithigaa Siva...	 Thailu yegu
 RAKSHA RAM...	 Vignesh.S	 Logeshwari M	 Nandini Naga...	 Mukilan S C	 Mothi Rajathi
 Buvaneshwari.J	 Sriram Mahesh	 Amira Moosa	 Nikilesh Raj	 Joselin Rosary	 Sakthi Mani ...
 Bavadharini	 SAHANASHRE...	 Dhiviya.N	 Prathosh Kris...	 Soofiya Snober	 Subhathi.b



**FACULTY: DR. NACHIAMMAI N PRESENTATION
PARTICIPANTS ATTENDANCE**

Participants (97)

Find a participant

- Deepthika.B
- Devadarshini
- Dharshini Periasamy
- Dhiviya.N
- dhwarka mai jagatheesh
- Divya Bharathi
- Divya Dharshini
- Dr. Prisilla**
- Gayathri Namadevan
- Gayathri S A
- Gokul S
- Gowri Santhakumar**
- Haripriya S
- Ishwerya M
- Icwariva S

Invite Unmute Me Raise Hand

Participants (97)

Find a participant

- KS Krithigaa Sivaraman (Me)**
- N NACHIAMMAI (Host)
- Gogula Krishnan
- AB Aadhya Babu
- AA Aateef Ahmed
- Abigna Reddy
- ABIRAMI.P
- AH Afridh hameedha.M
- A Aishwarya
- akshaya Bhupalan
- AS Akshaya S
- AM Amira Moosa
- AC Anu Chandhini
- Anudharshini Sekar
- AN Anusha Naidu

Invite Unmute Me Raise Hand



Chettinad


Dental College & Research Institute

20.04.2020

CDCRI/OP/2020/0

DEPARTMENT OF ORAL PATHOLOGY AND MICROBIOLOGY

RECORD OF e CLASS

PLATFORM	 https://us04web.zoom.us/j/76586407116
SESSION	WEBINAR - REVISION TEST PAPER DISCUSSION
PRESENTING FACULTY	Dr. R. Sathish Muthukumar, Dr. Harini Priya 1.45pm – 3.00pm
DATE	20.04.2020
TIMING	01.45 pm – 03.00 pm
PG PARTICIPANTS	Dr. Krithigaa, Dr. Gowri, Dr. Anupriya, Dr. Beeula – 4 participants

PARTICIPANTS VIDEO TILES



















Recording...



 <p>Dr. Harini Priya</p>	 <p>Krithigaa Sivaraman</p>	 <p>Beeula A</p>
 <p>Gowri Santhakumar</p>	 <p>Anupriya.D</p>	 <p>Dr. R. Sathish Muthukumar</p>

PARTICIPANTS ATTENDANCE


Participants (6)

-  Krithigaa Sivaram... (Host, me)  
-  Anupriya.D  
-  Beeula A  
-  Dr. Harini Priya  
-  Gowri Santhakumar  
-  Dr. R. Sathish Muthukumar  

CDCRI/OP/2020/0

DEPARTMENT OF ORAL PATHOLOGY AND MICROBIOLOGY

RECORD OF e CLASS

PLATFORM	 https://us04web.zoom.us/j/79552290440?pwd=a2J5UWx3clFmdkhIT01QZ000ekU3UT09
SESSION	WEBINAR - CEMENTUM
PRESENTING FACULTY	DR. SERENA FRANCIS
DATE	21.04.2020
TIMING	11.00 am – 01.00 pm
PG PARTICIPANTS	Dr. Beeula, Dr. Gowri, Dr. Leo Caroline, Dr. Priscilla – 4 participants
FACULTY ATTENDED	-



**FACULTY: DR. SERENA FRANCIS PRESENTATION
SHARED SCREEN**



TOPIC :CEMENTUM
**SUBJECT :ORAL MAXILLOFACIAL
PATHOLOGY**
FACULTY :DR SERENA FRANCIS
DATE:21.04.2020





**FACULTY: DR. SERENA FRANCIS PRESENTATION
SHARED SCREEN**

The screenshot shows a PowerPoint presentation titled "1001_CEMENTUM01SERENA". The main slide is titled "I. DIFFERENCES - ACELLULAR / CELLULAR CEMENTUM". It compares two types of cementum: acellular and cellular. The acellular cementum is characterized by the absence of embedded cementocytes, a slower deposition rate, a first formed layer, a constant width, a site at the cervical third of the tooth, primary cementum, well-mineralized Sharpey's fibers, regular and closely packed incremental lines, a thin and not distinct cemented layer, and a function of attachment. In contrast, cellular cementum has embedded cementocytes, a faster deposition rate, is formed after cellular cementum, has a variable width, is located at the apical third of the tooth, is secondary cementum, has partially mineralized Sharpey's fibers, irregular and widely spaced incremental lines, a thicker cemented layer, and a function of adaptation. The presentation is being shared in a video conference with four participants visible in the top right corner.

Acellular cementum	Cellular cementum
Embedded cementocytes are absent	Embedded cementocytes are present
Deposition rate slower	Deposition rate faster
First formed layer	Formed after cellular cementum
Width - constant	Width - variable
Site - cervical third of tooth	Site - apical third of tooth
Primary cementum	Secondary cementum
Sharpey's fibres - well mineralised	Sharpey's fibres - partially mineralised
Incremental lines - regular and closely packed	Incremental lines - irregular and widely spaced
Cemented layer is thin not distinct	Cemented layer is thicker
Function is attachment	Function is adaptation



FACULTY: DR. SERENA FRANCIS PRESENTATION
PARTICIPANTS VIDEO TILES

Zoom 40-Minutes

The image shows a Zoom meeting interface with five participants in a grid layout. The participants are:

- Gowri Santhakumar (top left)
- Serena francis (top right)
- Leo Caroline (middle left)
- Beeula A (middle right)
- Dr. Prisilla (bottom center)

The interface includes a top bar with 'Zoom 40-Minutes', 'Speaker View', and a bottom toolbar with 'Mute', 'Stop Video', 'Security', 'Manage Participants', 'Chat', 'Share Screen', 'Record', 'Reactions', and 'End Meeting'.



FACULTY: DR. SERENA FRANCIS PRESENTATION

PARTICIPANTS ATTENDANCE

— □ ×

∨ **Participants (5)**

LC	Leo Caroline (Me)	🔇	📺
SF	Serena francis (Host)	🔇	📺
BA	Beeula A	🔇	📺
	Dr. Prisilla	🔇	📺
G	Gowri Santhakumar	🔇	📺

Invite

Mute Me

Raise Hand




CDCRI/OP/2020/0

21.04.2020

DEPARTMENT OF ORAL PATHOLOGY AND MICROBIOLOGY

RECORD OF e CLASS

PLATFORM	 https://us04web.zoom.us/j/71989259966 https://us04web.zoom.us/j/74787852114?pwd=ODA2T2hmRWWhMU1RRd0dzZUpQWW1hZz09
SESSION	WEBINAR – SLIDE DISCUSSION
PRESENTING FACULTY	Dr. HARINI PRIYA
DATE	21.04.2020
TIMING	01.45 pm – 04.00 pm
PG PARTICIPANTS	Dr. Krithigaa, Dr. Gowri, Dr. Anupriya, Dr. Beeula
FACULTY ATTENDED	Dr. R. Sathish Muthukumar, Dr. Sreeja, Dr. Nachiammai, Dr. Serena, Dr. Merlin



FACULTY: DR. HARINI PRIYA PRESENTATION

SCREEN SHARED



A 35-YEAR-OLD MALE PATIENT PRESENTS WITH A WHITE LESION IN LEFT BUCCAL MUCOSA

CLUE 01





FACULTY: DR. HARINI PRIYA PRESENTATION

PARTICIPANTS VIDEO TILES

Dr. Harini Priya

Krithigaa Sivaraman

Gowri Santhakumar

DR. R. SATHISH MUTHUKUMAR

Anupriya.D

N NACHIAMMAI

merlin jayaraj

Sreeja C

Dr Serena

Beeula A

Mute

Stop Video

Security

Manage Participants 10

Chat

Share Screen

Record

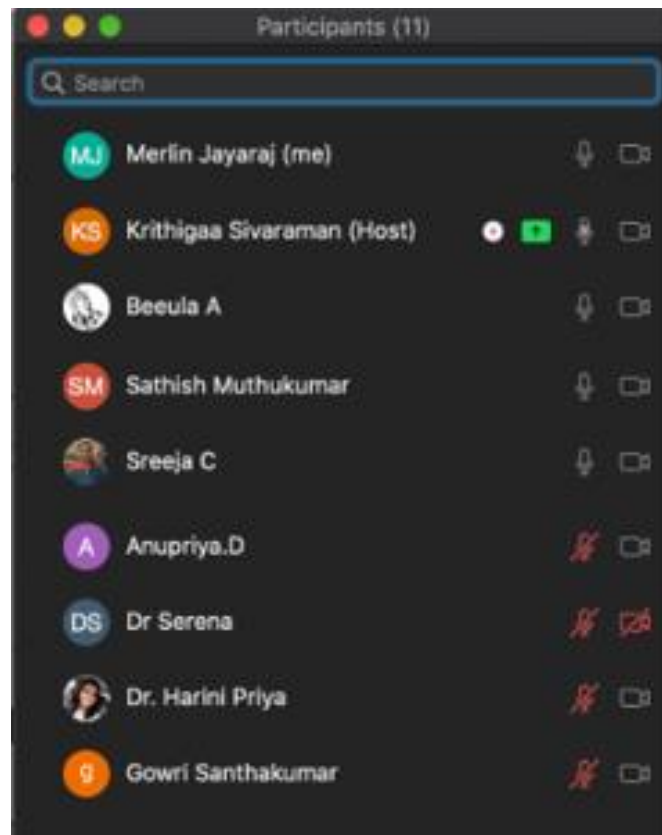
Reactions

End Meeting



FACULTY: DR. HARINI PRIYA PRESENTATION

PARTICIPANTS ATTENDANCE




CDCRI/OP/PG/2020/0

22.04.2020

DEPARTMENT OF ORAL AND MAXILLOFACIAL PATHOLOGY AND MICROBIOLOGY

RECORD OF e-CLASS

PLATFORM	 https://us04web.zoom.us/j/9586815047?pwd=MnJKWWdWd3BMdk5XcUlxOEgvTUxCdz09
SESSION	WEBINAR – HISTOLOGY OF SALIVARY GLAND – PART 1
PRESENTING FACULTY	DR. MERLIN JAYARAJ
DATE	22.04.2020
TIMING	11.15 am to 12.00 pm
PG PARTICIPANTS	Dr. Beeula, Dr. Gowri, Dr. Leo Caroline, Dr. Priscilla – 4 participants
FACULTY ATTENDED	Dr. R. Sathish Muthukumar, Dr. Harini Priya




Chettinad
Dental College & Research Institute

FACULTY PRESENTATION - DR. MERLIN JAYARAJ

SHARED SCREEN

Mute Stop Video Manage Participants New Share Pause Share Annotate Remote Control More

ID: 733-7030-4870 Stop Share



Chettinad
Dental College & Research Institute
Department of Oral & Maxillofacial Pathology

HISTOLOGY OF SALIVARY GLANDS

DR.MERLIN JAYARAJ MDS
SENIOR LECTURER

Merlin Jayaraj

Gowri Santhakumar

Leo Caroline

Beeula A

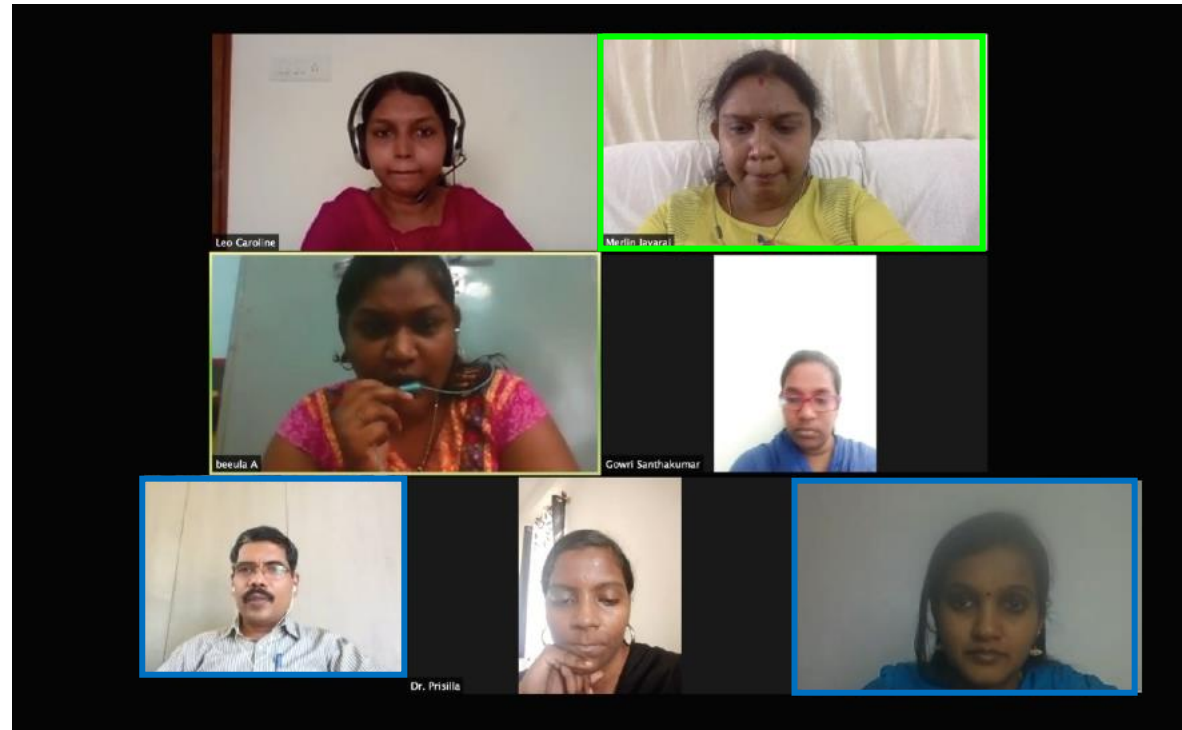
Sathish Muthukumar



Chettinad
Dental College & Research Institute

FACULTY PRESENTATION - DR. MERLIN JAYARAJ

PARTICIPANT VIDEO TILES





FACULTY PRESENTATION - DR. MERLIN JAYARAJ

PARTICIPANTS ATTENDANCE

Participants (7)

	Dr. Harini Priya (Me)		
	Merlin Jayaraj (Host)		
	Sathish Muthukumar		
	Leo Caroline		
	Beeula A		
	Dr. Prisilla		
	Gowri Santhakumar		



Chettinad


Dental College & Research Institute

22.04.2020

CDCRI/OP/2020/049

DEPARTMENT OF ORAL AND MAXILLOFACIAL PATHOLOGY AND MICROBIOLOGY

RECORD OF e CLASS

PLATFORM	 https://us04web.zoom.us/j/74399216200?pwd=NXFRSVkrc3ppcjlrVjBqS0liTm5oQT09
SESSION	JOURNAL - MYOFIBROMA OF ORAL MUCOSA - CASE REPORT
PRESENTER	Dr. PRISILLA M, I MDS
DATE	22.04.2020
TIMING	12.00 pm to 01.00 pm
PG PARTICIPANTS	Dr. Beeula, Dr. Gowri, Dr. Krithigaa, Dr. Anupriya, Dr. Leo Caroline
FACULTY ATTENDED	Dr. R. Sathish Muthukumar, Dr. Sreeja, Dr. Serena, Dr. Harini



Chettinad
Dental College & Research Institute

POST GRADUATE: DR. PRISILLA M (I MDS) PRESENTATION

SCREEN IMAGE

The screenshot displays a Zoom meeting interface. On the left, a presentation slide is visible with the following content:

- Chettinad Dental College & Research Institute logo and name.
- Department of Oral & Maxillofacial Pathology.
- A decorative circle separator.
- JOURNAL DISCUSSION** (in red text).
- DR.M.PRISILLA
I MDS
ORAL MAXILLOFACIAL PATHOLOGY
22-04-2020

On the right side of the screenshot, there is a vertical stack of four video thumbnails:

- Top: Dr. Harini Priya
- Second: Dr. Prisilla
- Third: Sathish Muthukumar
- Bottom: A fourth participant whose name is partially obscured.



POST GRADUATE: DR. PRISILLA M (I MDS) PRESENTATION

SCREEN IMAGE

The screenshot shows a Zoom meeting interface. At the top, there are five video thumbnails of participants: Dr. Harini Priya, Dr. Prisilla, Leo Caroline, Sathish Muthukumar, and Sreeja C. Below the thumbnails is a presentation slide with a table comparing features of different tumor types. To the right of the slide is a 'Participants (14)' list. At the bottom, the Windows taskbar is visible with the time 12:30 and date 22-04-2020.

LESION	FEATURE	MYOFIBROMA
Leiomyoma	positive for desmin	Negative for desmin
Schwannoma,	do not contain hemangiopericytoma positive for S-100	contain hemangiopericytoma Negative for S-100
Nodular fasciitis,	HP- extravasated red blood cells, myxoid stroma, and chronic inflammatory cells	HP-extravasated red blood cells, myxoid stroma, and chronic inflammatory cells, features that are absent
Benign fibrous histiocytoma,	Fibroblast-like spindle cells and histiocytic-like cells arranged in a storiform pattern & cells express factor XIIIa and alpha1-antitrypsin	absent
Solitary fibrous tumor,	positive for CD34	Negative for CD34
Desmoid type of fibromatosis and infantile	not characterized by biphasic cellular pattern	characterized by biphasic cellular pattern
Fibrosarcoma	presence of uniform spindle cells that form fascicles, focal necrosis and hemorrhages.	absent

Participants (14)

- Dr. Harini Priya (Me)
- Dr. Prisilla (Host)
- KS Krithigaa Sivaraman
- LC Leo Caroline
- SM Sathish Muthukumar
- A Anupriya.D
- BA Beeula A
- DS Dr Serena
- G Gowri Santhakumar
- P vishanth
- S Sesa Hari Ram
- SJ Sonu Jain
- Sreeja C
- SR Subhashini Raju

Windows taskbar: 12:30, 22-04-2020, ENG



POST GRADUATE: DR. PRISILLA M (I MDS) PRESENTATION

PARTICIPANTS VIDEO TILES

Zoom

Recording...

Sathish Muthukumar

Dr. Prisilla

Dr. Harini Priya

Sesa Hari Ram

Sreeja C

Sonu Jain

Leo Caroline

Dr. Serena

Subhashini Raju

Gowri Santhakumar

Beeula A

Krithigaa Sivaraman

Anupriya.D

P vishanth

Type here to search

12:43 PM
22-04-2020



Chettinad


Dental College & Research Institute

22.04.2020

CDCRI/OP/PG/2020/0

DEPARTMENT OF ORAL AND MAXILLOFACIAL PATHOLOGY AND MICROBIOLOGY

RECORD OF e CLASS

PLATFORM	 https://us04web.zoom.us/j/4680793630
SESSION	WEBINAR – SLIDE DISCUSSION
PRESENTING FACULTY	Dr. HARINI PRIYA
DATE	21.04.2020
TIMING	01.45 pm – 04.00 pm
PG PARTICIPANTS	Dr. Krithigaa, Dr. Gowri, Dr. Anupriya, Dr. Beeula
FACULTY ATTENDED	Dr. R. Sathish Muthukumar, Dr. Sreeja, Dr. Nachiammai, Dr. Serena, Dr. Merlin



FACULTY: DR. HARINI PRIYA PRESENTATION

SHARED SCREEN

“

**A 22-YEAR-OLD FEMALE PRESENTS WITH
A SWELLING IN THE LEFT SIDE OF THE
FACE**

CLUE 03

Activate Windows
Go to Settings to activate Windows.

A video call interface showing a shared screen on the left and four participants in a vertical column on the right. The participants are: a woman in a pink top, a man in a white shirt, a woman in a blue top, and a woman in a yellow and pink top. The shared screen displays a clinical case presentation with a red header and a white background. At the bottom of the screen, there is a red bar with the text 'Activate Windows' and 'Go to Settings to activate Windows.' and a set of navigation icons.



Chettinad
Dental College & Research Institute

FACULTY: DR. HARINI PRIYA PRESENTATION

SHARED SCREEN

A screenshot of a video conference. The main part of the screen is a large, high-magnification histological image showing a dense field of purple-stained cells, likely a histological section of tissue. To the right of the main image is a vertical stack of four smaller video windows showing participants. At the bottom right, there is a red banner with white text that reads: "Activate Windows Go to Settings to activate Windows."



FACULTY: DR. HARINI PRIYA PRESENTATION

SHARED SCREEN

A composite image showing a large histological micrograph on the left and a vertical stack of four video call participant windows on the right. The micrograph displays a cross-section of tissue with a dense, purple-stained cellular layer at the bottom and a lighter, more fibrous layer above it. The video call interface includes a red banner at the bottom with the text "Activate Windows" and "Go to Settings to activate Windows.".

Activate Windows
Go to Settings to activate Windows.



FACULTY: DR. HARINI PRIYA PRESENTATION

PARTICIPANTS VIDEO TILES & ATTENDANCE

The screenshot displays a Zoom meeting interface. On the left, there are four video tiles stacked vertically. The top tile shows Dr. Harini Priya with a phone number 468-079-3630 and a 'Leave' button. The second tile shows Sathish Muthukumar. The third tile shows Krithigaa Sivaraman. The bottom tile shows Anu Priya. At the bottom of the video tiles, there are controls for Audio, Video, Share, Participants, and More. On the right, there is a 'Participants (8)' panel with a search bar and a list of participants. Each participant entry includes a profile picture, name, and icons for video and audio status. At the bottom of the participants panel, there are 'Chats' and 'Invite' buttons.


Name	Video	Audio
Dr. Harini Priya (me)	Off	Off
Beeula A (host)	On	Off
Dr Serena	Off	Off
Dr. R. Sathish Muthukumar	Off	Off
Gowri Santhakumar	Off	Off
Krithigaa Sivaraman	Off	Off
Anu Priya	Off	Off
Sreeja C	Off	Off

CDCRI/OP/2020/0

23.04.2020

DEPARTMENT OF ORAL PATHOLOGY AND MICROBIOLOGY

RECORD OF e CLASS

PLATFORM	 https://us04web.zoom.us/j/74753292698?pwd=bkFWR25qWC9oSm9NY0h2NGo4Z0ltUT09
SESSION	WEBINAR - FORENSIC ODONTOLOGY – PART 4
PRESENTING FACULTY	DR. SREEJA
DATE	23.04.2020
TIMING	01.30 pm to 02.45 pm
PG PARTICIPANTS	Dr. Anupriya, Dr. S. Krithigaa – 2 participants
FACULTY ATTENDED	Dr. Serena, Dr. Harini



FACULTY: DR. SREEJA PRESENTATION

SHARED SCREEN















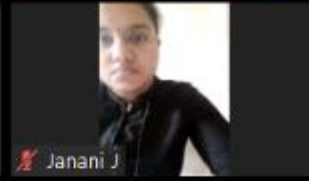










The screenshot shows a Zoom meeting interface. At the top, the Zoom control bar includes options for Unmute, Stop Video, Security, Manage Participants (98), New Share, Pause Share, Annotate, Remote Control, and More. A green bar displays the meeting ID: 747-5329-2698 and a red 'Stop Share' button. The shared screen displays a presentation slide with the following content:

- BITE MARKS** (in large, stylized, gold letters)
- Taking a bite into the crime* (in a smaller, cursive font)
- Dr. SREEJA.C, MDS, PGD in Forensic Odontology**
- Reader**
- Dept of oral and maxillofacial pathology**
- DATE:23/4/20**

On the left side of the slide, there is a photograph of a bite mark on a piece of paper, with a ruler and a forensic scale (ASFD No. 19) for reference. On the right side of the Zoom window, a video gallery shows three participants: Krithigaa Sivaraman, Sreeja C, and Subashini K. Below the gallery is a purple square icon with the letter 'A'.



FACULTY: DR. SREEJA PRESENTATION
PG PARTICIPANTS VIDEO TILES

 <p>Raghul 27072001</p>	 <p>Krithigaa Sivaraman</p>	 <p>Shirin Sumaya</p>	 <p>Padma Priyadars...</p>	 <p>Rakshana gnana ...</p>
 <p>keerthigaa MP</p>	 <p>Malavika Raja</p>	 <p>Sinduja R</p>	 <p>Max Million</p>	 <p>Lincy Jenisha</p>
 <p>Sugi Rathna</p>	 <p>Joshini.M</p>	 <p>Anandh S</p>	 <p>Govartheni K A</p>	 <p>Janani J</p>
 <p>Suweadha K</p>	 <p>Sanjna Narendran</p>	 <p>Karthick Sharan</p>	 <p>Sreeja C</p>	 <p>Saraswathy Selva...</p>
 <p>Dr. Harini Priya</p>	 <p>Pavithra</p>	 <p>Akarna R</p>	 <p>Prithivraj V</p>	 <p>Sneha M.S.</p>



**FACULTY: DR. SREEJA PRESENTATION
PG PARTICIPANTS VIDEO TILES**

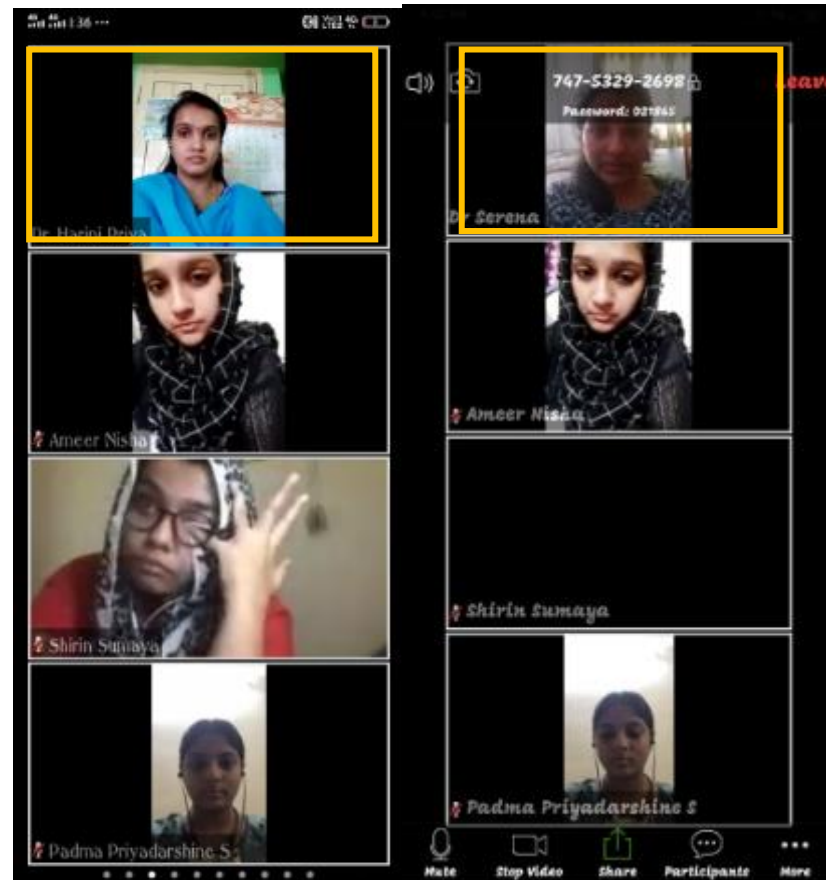
A grid of 25 video tiles from a Zoom meeting. The tiles are arranged in 5 rows and 5 columns. The participants are:

- Row 1: Riyukta Talupur, Sangetha Mahen..., Sandhya Selvaku..., Gladson Samuel, Gayathri Sathiya...
- Row 2: Sathyapriya L, Sujith Supradeep, Sushanthika..., Janani K, Niranzan N
- Row 3: Harshithaa R, NANDHINI DEVI, Ananchi AR, Janani CK, DEEPA NAGAPPAN
- Row 4: Lakshmi Priya, Rohini Karthikeyan, **Anu Priya** (highlighted), Joshini M, Kaviya Kv
- Row 5: Imra Kaleel, Pon Aruna R, Haritha Ravichan..., Swethaa Ravicha..., Danie Rajasekar

At the bottom of the grid is a Zoom control bar with icons for Security, Manage Participants (96), Chat, Share Screen, Resume/Stop Recording, and Reactions.



**FACULTY: DR. SREEJA PRESENTATION
STAFF PARTICIPANTS VIDEO TILES**





**FACULTY: DR. SREEJA PRESENTATION
PG PARTICIPANTS ATTENDANCE**

Participants (97)

Find a participant

KS	Krithigaa Sivaraman (Host, me)		
S	Shirin Sumaya		
	Sreeja C		
	Afreen Hassan		
	Akarna R		
AR	Akshya Ramanujam		
A	Aktshaya K		
A	AlaguPriyadharshni Kasinaathan		
AN	Ameer Nisha		
AS	Anandh S		
AA	Anandhi AR		
AK	Anandhi K		
	Anu Priya		

Invite Mute All Unmute All ...



**FACULTY: DR. SREEJA PRESENTATION
STAFF PARTICIPANTS ATTENDANCE**


Close	Participants (95)
Search	
DS	Dr Serena (host)
KS	Krithiga Sivaraman (host)
A	Ashish Suresh
	Dr. Harini Priya
	Sreeja C
AH	Afreen Hassan
	Akarna R
AR	Akshya Ramanujam
A	Aktshaya K
A	AlaguPriyadharshni Kasi...
AN	Ameer Nisha
	...
Invite	

CDCRI/OP/PG/2020/0

23.04.2020

DEPARTMENT OF ORAL AND MAXILLOFACIAL PATHOLOGY AND MICROBIOLOGY

Record of E-class

PLATFORM	 https://us04web.zoom.us/j/73438933489?pwd=ODRSakFLWnZHNjBNVlhmeFFid2lQQT09
SESSION	JOURNAL DISCUSSION – SALIVOMICS
PRESENTER	Dr. ANUPRIYA.D, II MDS
DATE	23.04.2020
TIMING	11.20 am to 12.30 pm
PG PARTICIPANTS	Dr. Beeula, Dr. Gowri, Dr. Krithigaa, Dr. Leo Caroline, Dr. Prisilla – 5 participants
FACULTY ATTENDED	Dr. R. Sathish Muthukumar, Dr. Sreeja, Dr. Merlin Jayaraj, Dr. Serena, Dr. Harini

POST GRADUATE: DR. ANUPRIYA.D (II MDS) PRESENTATION



Chettinad

Dental College & Research Institute

SHARED SCREEN

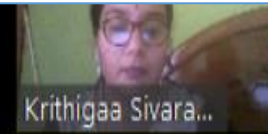


Chettinad

Dental College & Research Institute
Department of Oral & Maxillofacial Pathology

JOURNAL DISCUSSION

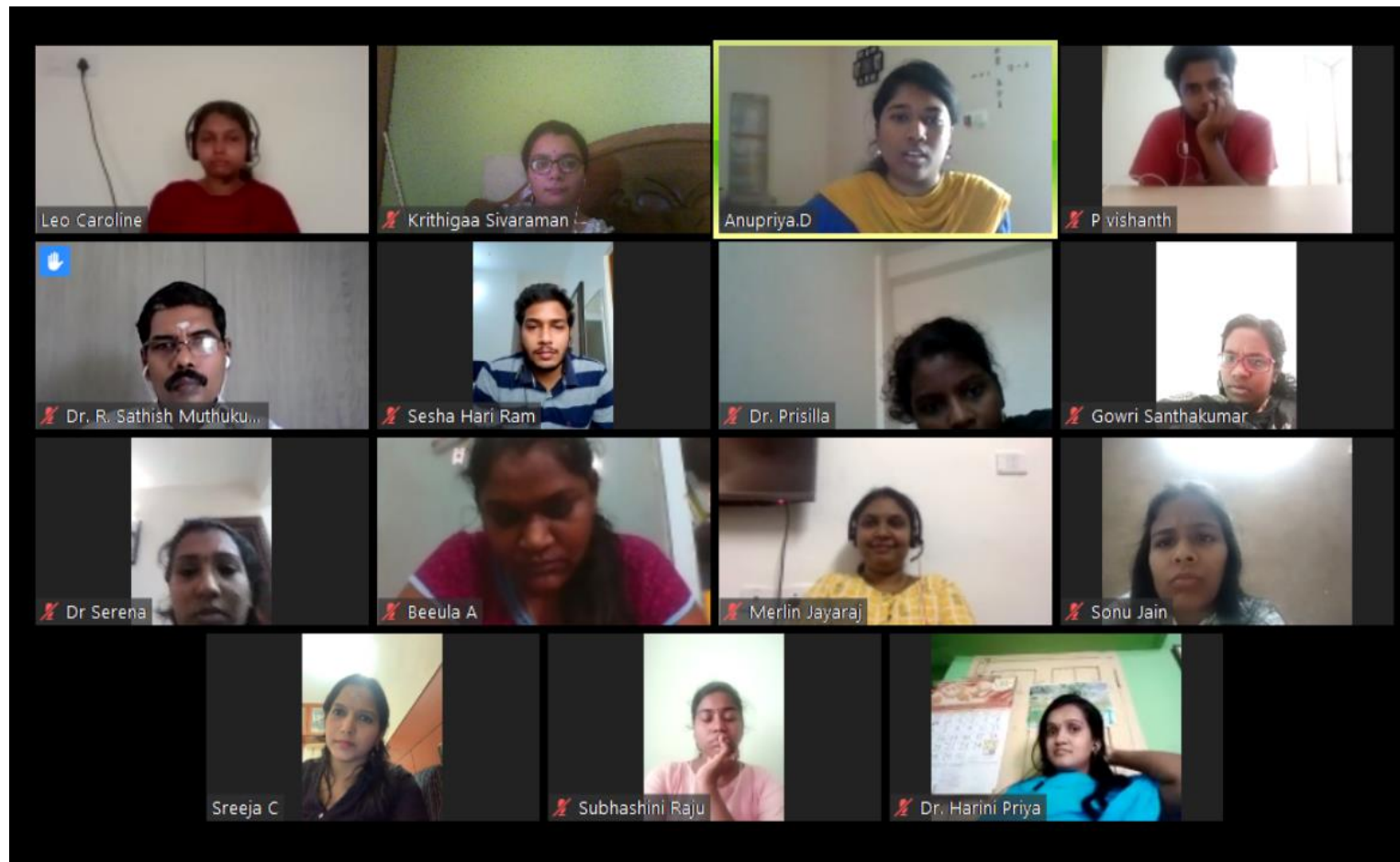
DR. ANUPRIYA.D
II MDS
DEPT OF ORAL &
MAXILLOFACIAL PATHOLOGY
DATE : 23.04.2020





POST GRADUATE: DR. ANUPRIYA.D (II MDS) PRESENTATION

PARTICIPANTS VIDEO TILES





POST GRADUATE: DR. ANUPRIYA.D (II MDS) PRESENTATION

PARTICIPANTS ATTENDANCE

Participants (15)

Find a participant

Name	Audio	Video
KS Krithigaa Sivaraman (Host, me)		
A Anupriya.D		
Dr. Harini Priya		
DR Dr. R. Sathish Muthukumar		
MJ Merlin Jayaraj		
Sreeja C		
Beeula A		
g Gowri Santhakumar		
LC Leo Caroline		
DS Dr Serena		
P vishanth		
S Sesa Hari Ram		
SJ Sonu Jain		
SR Subhashini Raju		
Dr. Prisilla		

Invite Mute All Unmute All ...



DEPARTMENT OF ORAL AND MAXILLOFACIAL PATHOLOGY AND MICROBIOLOGY
RECORD OF e CLASS


PLATFORM	zoom https://us04web.zoom.us/j/79050239493
SESSION	PEDAGOGY - CRYOSTAT
PRESENTER	Dr. GOWRI.S., III MDS
DATE	24.04.2020
TIMING	11.20 pm to 01.00pm
PG PARTICIPANTS	Dr. Beeula, Dr. Krithigaa, Dr. Anupriya, Dr. Leo Caroline, Dr. Priscilla – 5 participants
FACULTY ATTENDED	Dr. R. Sathish Muthukumar, Dr. Sreeja. C, Dr. Merlin Jayaraj, Dr. Serena Francis, Dr. Harini Priya



Chettinad
Dental College & Research Institute

POST GRADUATE: DR. GOWRI (III YR MDS) PRESENTATION

SCREEN IMAGE

 **Chettinad**
Dental College & Research Institute

CRYOSTAT

DR. GOWRI.S
III RD YEAR MDS
DEPARTMENT OF ORAL AND
MAXILLOFACIAL PATHOLOGY
24/04/2020

00:06



POST GRADUATE: DR. GOWRI (III YR MDS) PRESENTATION

PARTICIPANT VIDEO TILE

Remaining Meeting Time: 02:32 | Upgrade to Pro

Speaker View Exit Full Screen

 Sathish Muthukumar	 Beeula A	 Leo Caroline	 Krithigaa Sivaraman
 Merlin Jayaraj	 Anupriya.D	 Dr. Harini Priya	 Gowri Santhakumar
 Sreeja C	 Dr. Prisilla	 Serena francis	

Mute Stop Video Invite Manage Participants 11 Share Screen Chat Record Reactions End Meeting

Activate Windows
Go to Settings to activate Windows.



POST GRADUATE: DR. GOWRI (III YR MDS) PRESENTATION

PARTICIPANTS ATTENDANCE

Name	Status
Resak A (Host, me)	🔇 🗨
Dr. Anshu Prasad	🔇 🗨
Darshik Mathakumar	🔇 🗨
Sarvesh Sarvesh	🔇 🗨
Shresh C	🔇 🗨
Dr Pippa Srinivasan	🔇 🗨
Darshik Jayaram	🔇 🗨
wwwip20	🔇 🗨
Dr. Prithvi	🔇 🗨
Aravind Sambasivan	🔇 🗨
Leo Daniel	🔇 🗨


Activate Windows
Go to Settings to activate Windows.

Mute All Unmute All Mute

CDCRI/OP/2020/0

24.04.2020

DEPARTMENT OF ORAL AND MAXILLOFACIAL PATHOLOGY AND MICROBIOLOGY
RECORD OF e CLASS

PLATFORM	 https://us04web.zoom.us/j/79050239493
SESSION	PEDAGOGY - LABORATORY BIOHAZARD AND WASTE DISPOSAL IN ORAL PATHOLOGY
PRESENTER	Dr. BEEULA.A., III MDS
DATE	24.04.2020
TIMING	11.20 pm to 01.00pm
PG PARTICIPANTS	Dr. Gowri, Dr. Krithigaa, Dr. Anupriya, Dr. Leo Caroline, Dr. Priscilla – 5 participants
FACULTY ATTENDED	Dr. R. Sathish Muthukumar, Dr. Sreeja. C, Dr. Merlin Jayaraj, Dr. Serena Francis, Dr. Harini Priya



Chettinad
Dental College & Research Institute

PG DR.BEEULA (III YR MDS) PRESENTATION

SCREEN IMAGE

The screenshot shows a Zoom meeting interface. On the left, a presentation slide is displayed with the Chettinad Dental College & Research Institute logo at the top. The slide title is "Lab biohazards and waste disposal in oral pathology". The presenter's name and details are listed as "Dr.A.Beeula, 3rd MDS, 24/4/2020, Dept of oral pathology". A green status bar at the top of the slide indicates "Remaining Meeting Time: 03:00" and a red "Stop Share" button. On the right, a vertical gallery of four participants is visible: Beeula A, Sathish Muthukumar, Krithigaa Sivaraman, and another participant. A "Mute" button is visible in the top right of the gallery. At the bottom of the slide, there are navigation icons for back, forward, and search. A Windows watermark "Activate Windows Go to Settings to activate Windows." is visible at the bottom right of the screenshot.



POST GRADUATE: DR. BEEULA (III YR MDS) PRESENTATION

PARTICIPANT VIDEO TILE

Remaining Meeting Time: 02:32 | Upgrade to Pro

Speaker View Exit Full Screen

Sathish Muthukumar Beeula A. Leo Caroline Krithigaa Sivaraman

Merlin Jayaraj Anupriya.D Dr. Harini Priya Gowri Santhakumar

Sreeja C Dr. Prisilla Serena francis

Mute Stop Video Invite Manage Participants Share Screen Chat Record Reactions End Meeting

Activate Windows
Go to Settings to activate Windows.



POST GRADUATE: DR. BEEULA (III YR MDS) PRESENTATION

PARTICIPANTS ATTENDANCE

The screenshot shows a Zoom meeting window titled "Participants (11)". The list of participants is as follows:


Name	Status
Beeula A (Host, M)	🔊 🎧
E. Kavin Pragasam	🔊 🎧
Sathish Mathuram	🔊 🎧
Srinivasan	🔊 🎧
Deep C	🔊 🎧
Dr. Pragasam	🔊 🎧
Umesh Jayaram	🔊 🎧
Aravind	🔊 🎧
E. Prithvi	🔊 🎧
Eswar Sathishan	🔊 🎧
Leo Dandrea	🔊 🎧

At the bottom of the window, there are three buttons: "Mute All", "Unmute All", and "More". An "Activate Windows" watermark is visible in the bottom right corner.

CDCRI/OP/2020/0

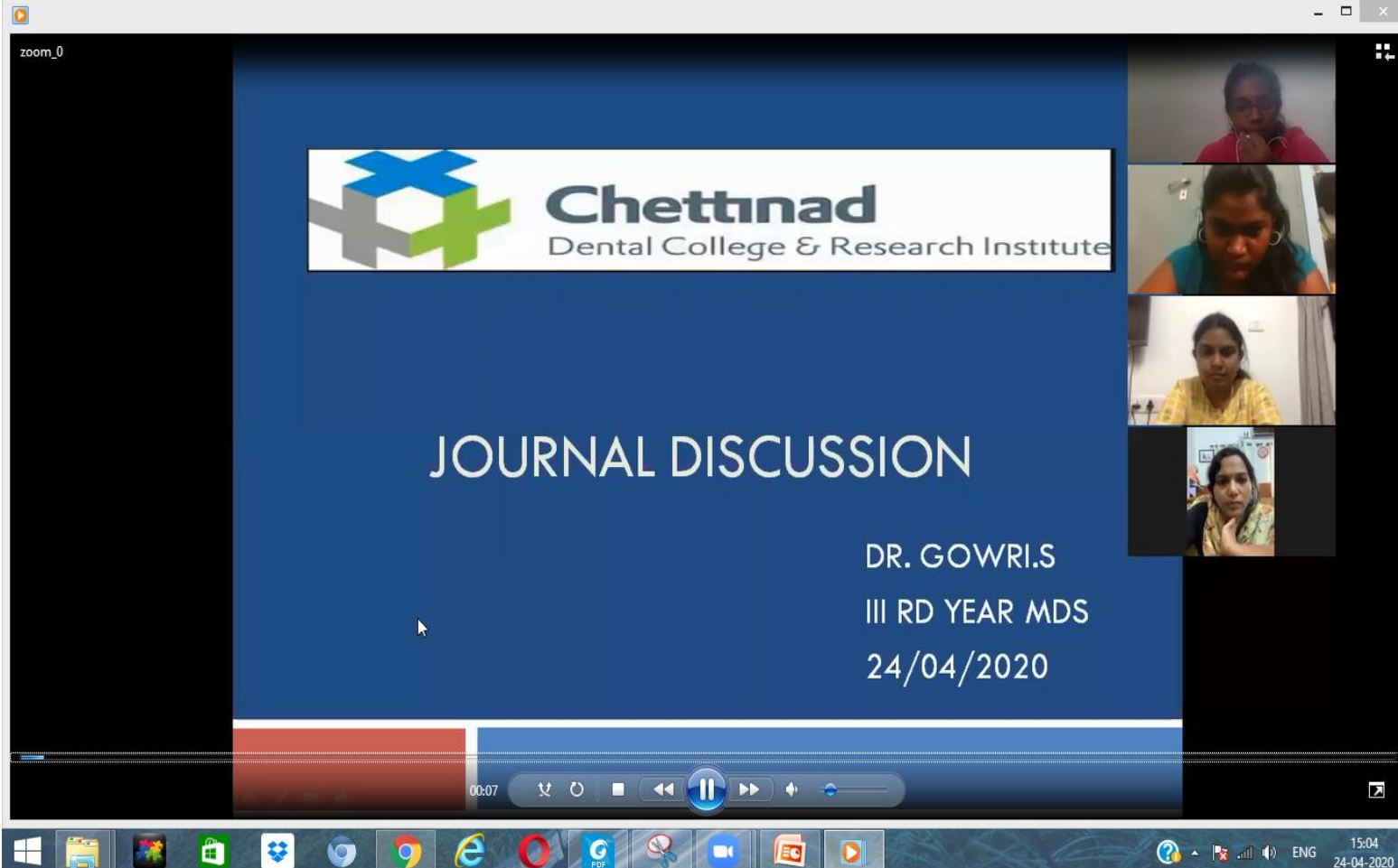
24.04.2020

DEPARTMENT OF ORAL AND MAXILLOFACIAL PATHOLOGY AND MICROBIOLOGY
RECORD OF e CLASS

PLATFORM	 https://us04web.zoom.us/j/4680793630
SESSION	JOURNAL DISCUSSION - AGGRESSIVE HIGH-GRADE EWINGS SARCOMA OF MAXILLA: A RARE CASE REPORT
PRESENTER	Dr. GOWRI.S., III MDS
DATE	24.04.2020
TIMING	01.00 pm to 2.00pm
PG PARTICIPANTS	Dr. Beeula, Dr. Krithigaa, Dr. Anupriya, Dr. Leo Caroline, Dr. Priscilla – 5 participants
FACULTY ATTENDED	Dr. R. Sathish Muthukumar, Dr. Sreeja.C, Dr. Merlin Jayaraj, Dr. Serena Francis

POST GRADUATE: DR. GOWRI (III YR MDS) PRESENTATION

SHARED SCREEN IMAGE

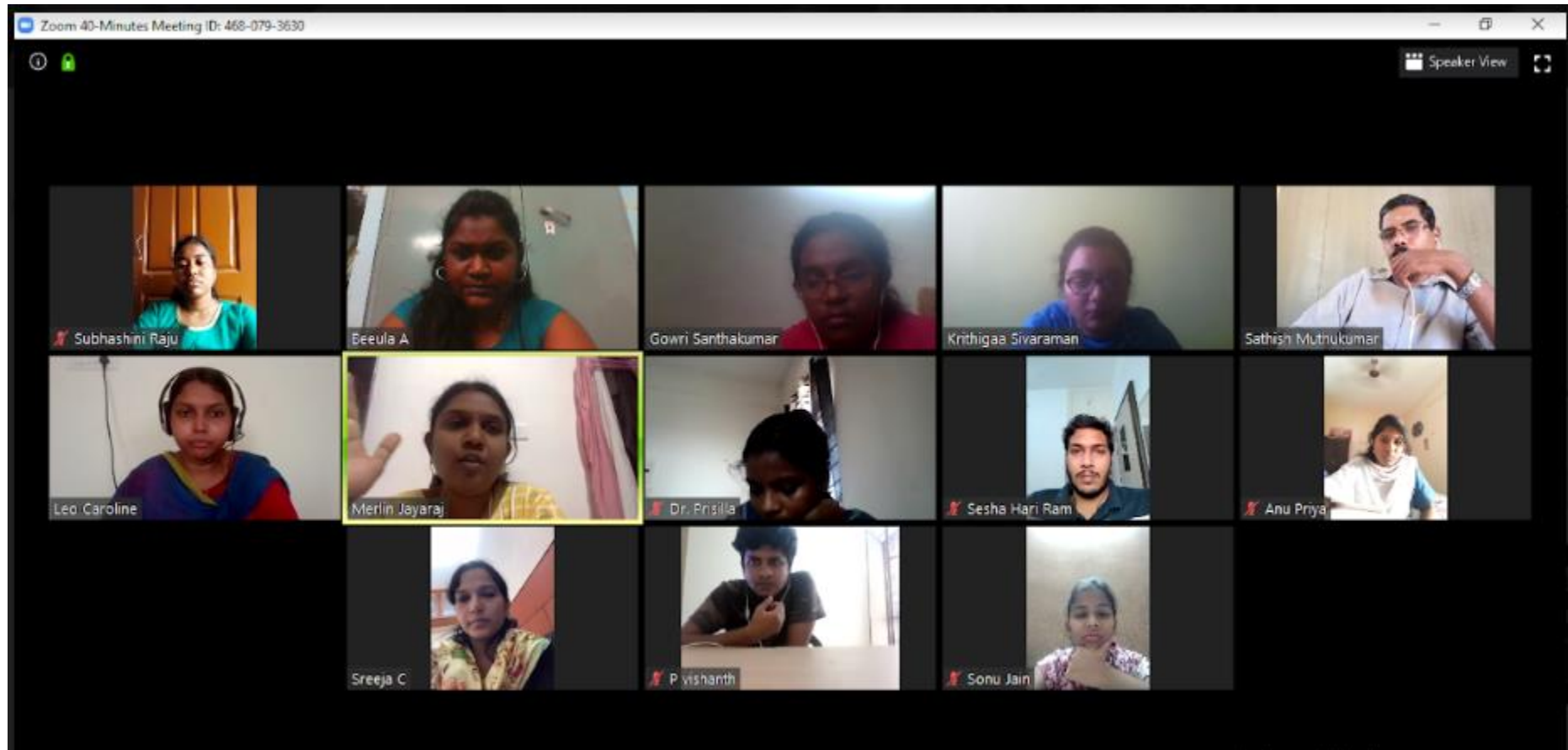


The screenshot shows a Zoom meeting window. The main content is a shared screen displaying a presentation slide. The slide has a blue background and features the Chettinad Dental College & Research Institute logo at the top. The text on the slide reads: "JOURNAL DISCUSSION", "DR. GOWRI.S", "III RD YEAR MDS", and "24/04/2020". To the right of the main slide, there are four small video thumbnails showing participants. The bottom of the window shows a Windows taskbar with various application icons and a system tray with the date and time (15:04, 24-04-2020).

POST GRADUATE: DR. GOWRI (III YR MDS) PRESENTATION



PARTICIPANTS VIDEO TILES





PG DR.GOWRI (III YR MDS) PRESENTATION

PARTICIPANTS ATTENDANCE

Zoom 40-Minutes

Remaining Meeting Time: 07:27

Speaker View

Participants (13)

Find a participant

- KS Krithigaa Sivaraman (Me)
- Beeula A (Host)
- Sreeja C
- G Gowri Santhakumar
- LC Leo Caroline
- MJ Merlin Jayaraj
- SM Sathish Muthukumar
- Anu Priya
- Dr. Prisilla
- P vishanth
- S Sessa Hari Ram
- SJ Sonu Jain
- SR Subhashini Raju

Mute Stop Video Participants 13 Chat Share Screen Record Reactions Leave Meeting

14:11 24-04-2020



Chettinad


Dental College & Research Institute

CDCRI/OP/2020/0

25.04.2020

DEPARTMENT OF ORAL PATHOLOGY AND MICROBIOLOGY

RECORD OF e CLASS

PLATFORM	 https://us04web.zoom.us/j/4702236299
SESSION	WEBINAR – BACTERIAL INFECTION, TUBERCULOSIS
PRESENTING FACULTY	DR. SREEJA
DATE	25.04.2020
TIMING	08.30 AM to 10.00AM 25.04.2020
PG PARTICIPANTS	Dr. Anupriya, Dr. S. Krithigaa, Dr. Gowri, Dr. Leo Caroline, Dr. Prisilla – 5 participants
FACULTY ATTENDED	Dr. R. Sathish Muthukumar, Dr. Merlin Jayaraj

FACULTY: DR. SREEJA PRESENTATION

SHARED SCREEN



Chettinad
Dental College & Research Institute

The screenshot shows a Zoom meeting interface. At the top, there is a toolbar with icons for Mute, Stop Video, Security, Manage Participants (85), New Share, Pause Share, Annotate, Remote Control, and More. Below the toolbar, a green bar displays the meeting ID: 470-223-6299, and a red bar displays 'Stop Share'. The Chettinad Dental College & Research Institute logo is visible in the top right corner of the meeting area. The main content is a blue presentation slide with the following text:

TUBERCULOSIS

DR. SREEJA C
READER
DEPT OF ORAL AND MAXILLO FACIAL
PATHOLOGY
25/4/20

On the right side, there is a vertical stack of four video tiles for participants:

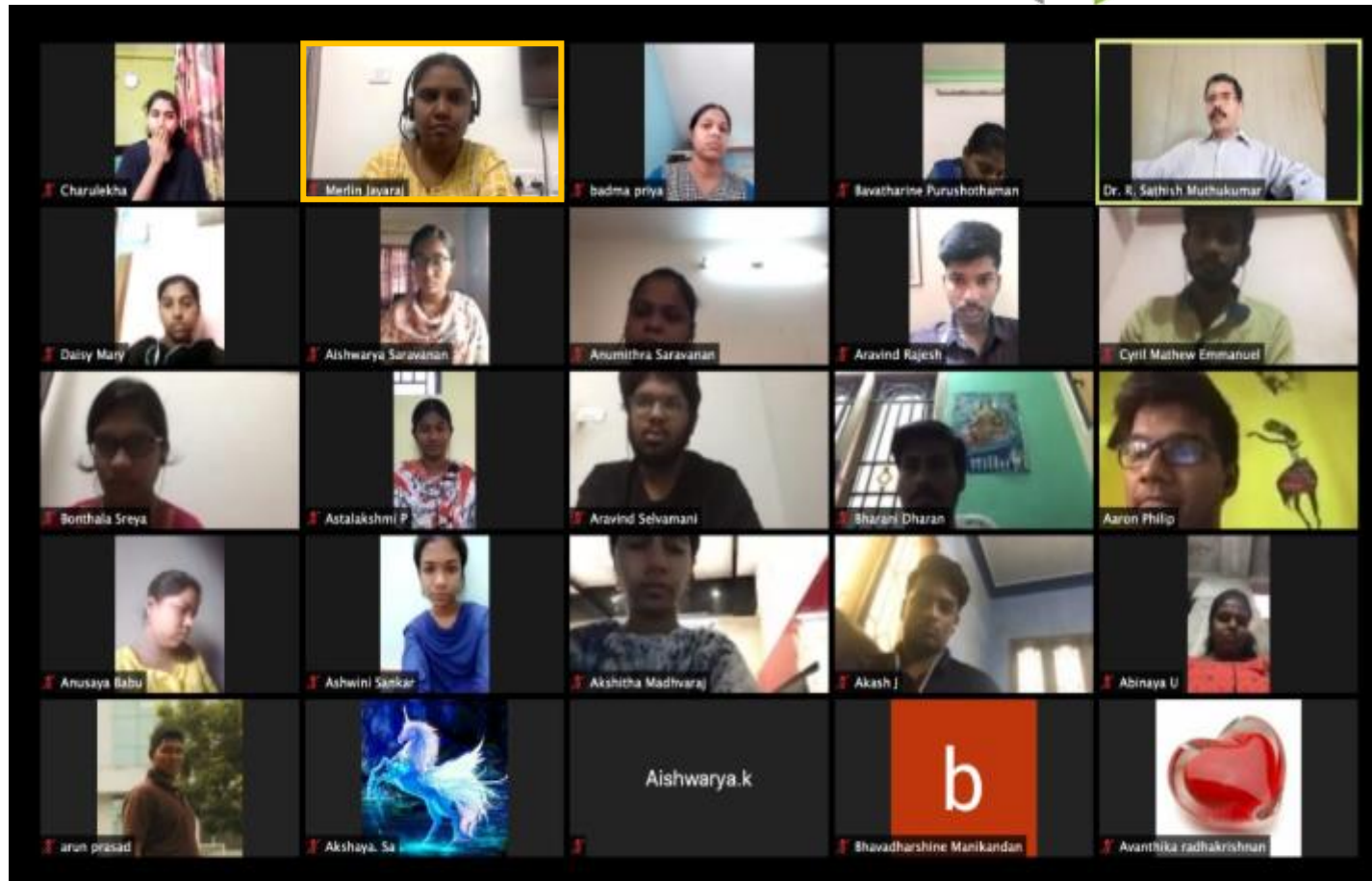
- Krithigaa Sivaraman
- pavithra manohar
- Sreeja C
- [Participant name obscured]

FACULTY: DR. SREEJA PRESENTATION
PARTICIPANTS VIDEO TILES




















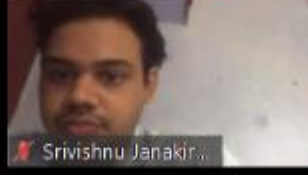







Anusha Naidu	Krithigaa Sivara...	Dr. Prisilla	RAKSHA RAMKU...	Lakshana K G
Sathish Muthukumar	Narendhar Sree...	Prathosh Krishna	Prackadeesh PG	Gokul S
Buvaneshwari.J	KAAVYA BASKAR	Ishwerya M	Sriram Mahesh	Sakthi Mani Mur...
Iswariya S	Dharshini.P	Divya Dharshini	dhwarka mai jag...	akshaya Bhupalan
Vinitha	Sreeja C	Pavithra G	pavithra manohar	Nandini Nagaraj...

**FACULTY: DR. SREEJA PRESENTATION
PG PARTICIPANTS VIDEO TILES**



**FACULTY: DR. SREEJA PRESENTATION
PG PARTICIPANTS VIDEO TILES**



 <p>Mukilan S C</p>	 <p>Buvaneshwari.J</p>	 <p>Kanishka Nandhini</p>	 <p>Ashrita</p>	 <p>Mothi Rajathi</p>
 <p>ABIRAMI.P</p>	 <p>SAHANASHREE M</p>	 <p>Kaviya sampath</p>	 <p>Niveditha R</p>	 <p>jaya varsha</p>
 <p>Aakash V</p>	 <p>Sakthi Mani Mur...</p>	 <p>RAKSHA RAMKU...</p>	 <p>Sriram Mahesh</p>	 <p>Lec Caroline</p>
 <p>Ishwerya M</p>	 <p>Chitha uru Prana...</p>	 <p>Srivishnu Janaki...</p>	 <p>Vignesh Mk</p>	 <p>Divya Dharshini</p>
 <p>Iswariya S</p>	 <p>Bavadharini Selv...</p>	 <p>Aishwarya</p>	 <p>Vignesh.S</p>	 <p>Dhiviya.N</p>



**FACULTY: DR. SREEJA PRESENTATION
PG PARTICIPANTS VIDEO TILES**

Ramasamy Nara...	Abigz Reddy	Swetha nidhi	Rohithchandru K	Thailu yegu
Aateef Ahmed	Vinitha	Priyadarshini Ga...	Sirpika Arunacha...	Gokul S
Nithyasri	Divya Bharathi	Vaishnavi	Akshaya S	Vaishali
Swathi M	Gowri Santhaku...	Sona Sri	Anusha Naidu	P vishanth
pavithra manohar	Soofiya Snober	Haripriya S	Mahesh Mahesh	Manigandan T



**FACULTY: DR. SREEJA PRESENTATION
PG PARTICIPANTS VIDEO TILES**

<p>pavithra manohar</p>	<p>Sobfiya Snober</p>	<p>Haripriya S</p>	<p>Mahesh Mahesh</p>	<p>Manigandan T</p>
<p>Anu Priya</p>	<p>Joselin Rosary</p>	<p>Prackadeesh PG</p>	<p>Bency Joseph Raj</p>	<p>Priyadharshini A</p>
<p>mathan rajan</p>	<p>kamalisha Anbar...</p>	<p>Subhashini Raju</p>	<p>Savitha S</p>	<p>Sneha S</p>
<p>Dharshini.P</p>	<p>Anudharshini Se...</p>	<p>Sonu Jain</p>	<p>LaUreL VijiTha</p>	<p>S.Santhini</p>
<p>Suvetha Manoh...</p>	<p>Srividhya Rajesh</p>	<p>Srinivas N</p>	<p>kanmani</p>	<p>Supriya Sri Laks...</p>

FACULTY: DR. SREEJA PRESENTATION



PARTICIPANTS ATTENDANCE

Participants (84) Participants (95) Participants (95)

Find a participant Find a participant Find a participant

KS Krithigaa Sivaraman (Host, me)	AS Akshaya S	D Deepthika.B
Joselin Rosary	AM Amira Moosa	D Dharshini.P
SJ Sonu Jain	AC Anu Chandhini	D Dhiviya.N
Sreeja C	Anu Priya	dhwarka mai jagatheesh
Dr. Prisilla	AS Anudharshini Sekar	DB Divya Bharathi
Leo Caroline	Anusha Naidu	DD Divya Dharshini
SS Soofiya Snober	A Ashrita	GN Gayathri Namadevan
K kanmani	BK Barath kumar	GS Gayathri S A
AB Aadhya Babu	BS Bavadarhini Selvaraj	Gokul S
Aakash V	B Buvaneshwari.J	G Gowri Santhakumar
A ABIRAMI.P	P Chithaluru Pranathi	HS Haripriya S
A Aishwarya	D Deepthika.B	IM Ishwerya M
AB akshaya Bhupalan	D Dharshini.P	IS Iswariya S
AS Akshaya S	D Dhiviya.N	JV jaya varsha
AM Amira Moosa		

Invite Mute All Unmute All ... Invite Mute All Unmute All ... Invite Mute All Unmute All ...